



Big Spring ISD 2024 and 2025 Accountability Report

September 8, 2025

AREA DISTRICT 2025 RATING COMPARISONS			AREA CAMPUS 2025 RATING COMPARISONS			
	DISTRICT RATING	ECO DIS%	EL RATING	INT RATING	MS RATING	HS RATING
Forsan ISD	83	49.4%	78	N/A	N/A	85
Big Spring ISD	79	69.8%	82	79	76	79
Greenwood ISD	78	34.5%	78	87	78	87
Andrews ISD	78	52.3%	78/65	N/A	78	88
Monahans-Wickett-Pyote ISD	76	58.6%	75	N/A	78	76
Coahoma ISD	73	31.3%	72	N/A	83	72
Reagan County ISD	73	63.8%	74	N/A	73	81
Midland ISD	72	60.1%				
Lamesa ISD (K-12)	71	77.9%	71	71	71	71
Ector County ISD	69	75.5%				
Pecos-Barstow-Toyah ISD	67	63.2%	59	N/A	70	72
Snyder ISD	66	70.2%	80(3rd only)	65	55	74
Sweetwater ISD	62	68.9%	N/A	64	63	63
Fort Stockton ISD	55	69.8%	53/86	74	69	58/88/49

BIG SPRING ISD

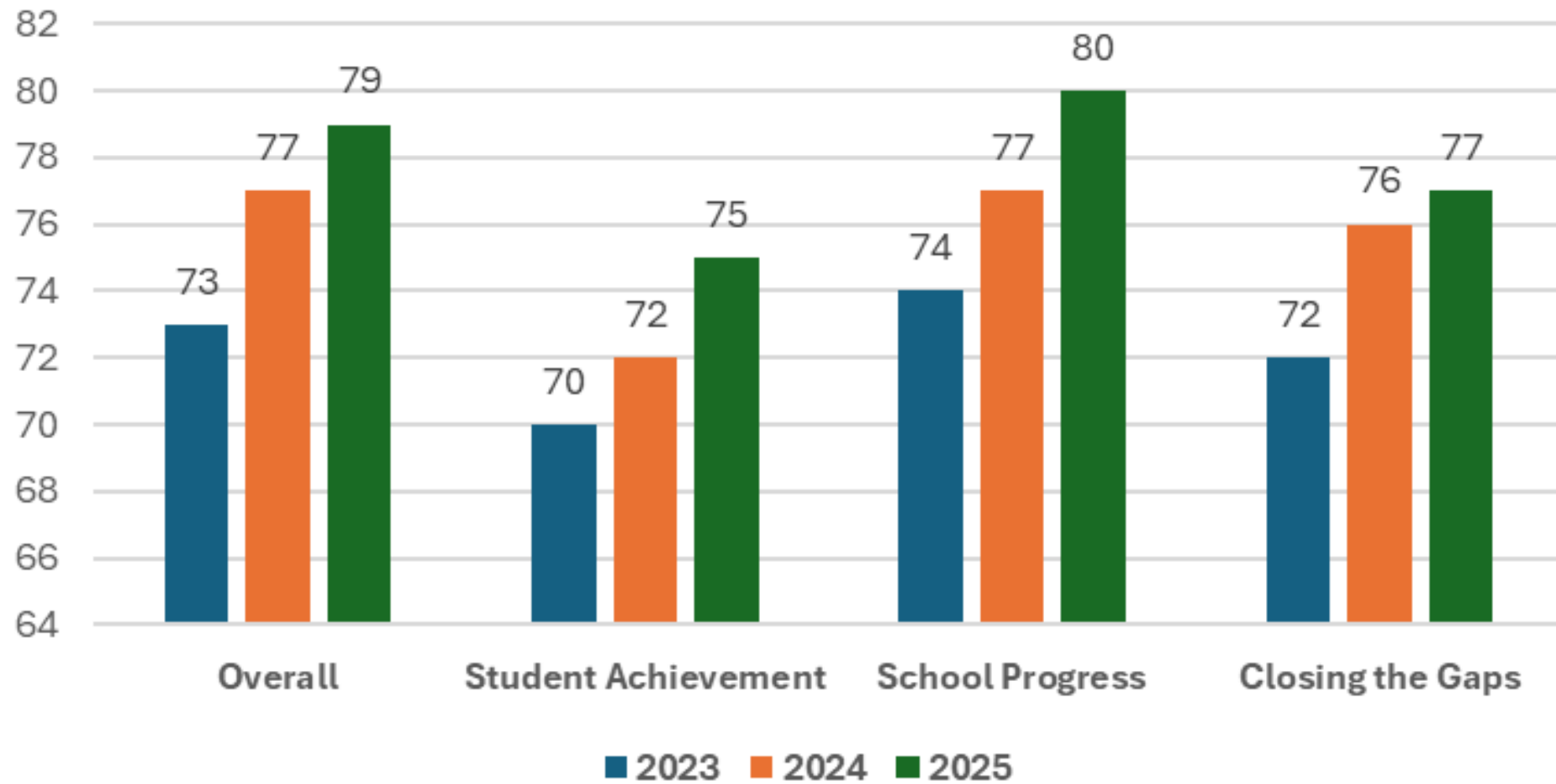
2024

	Scaled	Rating
DOMAIN I (Achievement)	72	C
DOMAIN II (School Progress)	77	C
Academic Growth	69	D
Relative Performance (EcD. 75.5%)	77	C
DOMAIN III (Closing the Gaps)	76	C
OVERALL RATING	77	C

2025

	Scaled	Rating
DOMAIN I (Achievement)	75	C
DOMAIN II (School Progress)	80	B
Academic Growth	75	C
Relative Performance (EcD. 69.8%)	80	B
DOMAIN III (Closing the Gaps)	77	C
OVERALL RATING	79	C

BSISD Performance Trend



BIG SPRING HIGH SCHOOL

2024

	Raw	Scaled	Rating
DOMAIN I (Achievement)		77	C
STAAR Performance (40%)	43	72	C
CCMR (40%)	86	88	B
Graduation Rate (20%)	91.5	65	D
DOMAIN II (School Progress)		82	B (70%)
Academic Growth	70	74	C
Relative Performance (EcoD 72.4%)		82	B
DOMAIN III (Closing the Gaps)	58	77	C (30%)
OVERALL RATING		81	B

Distinction Designations

- ✓ Top 25% Comparative Academic Growth
- ✓ Academic Achievement in Mathematics

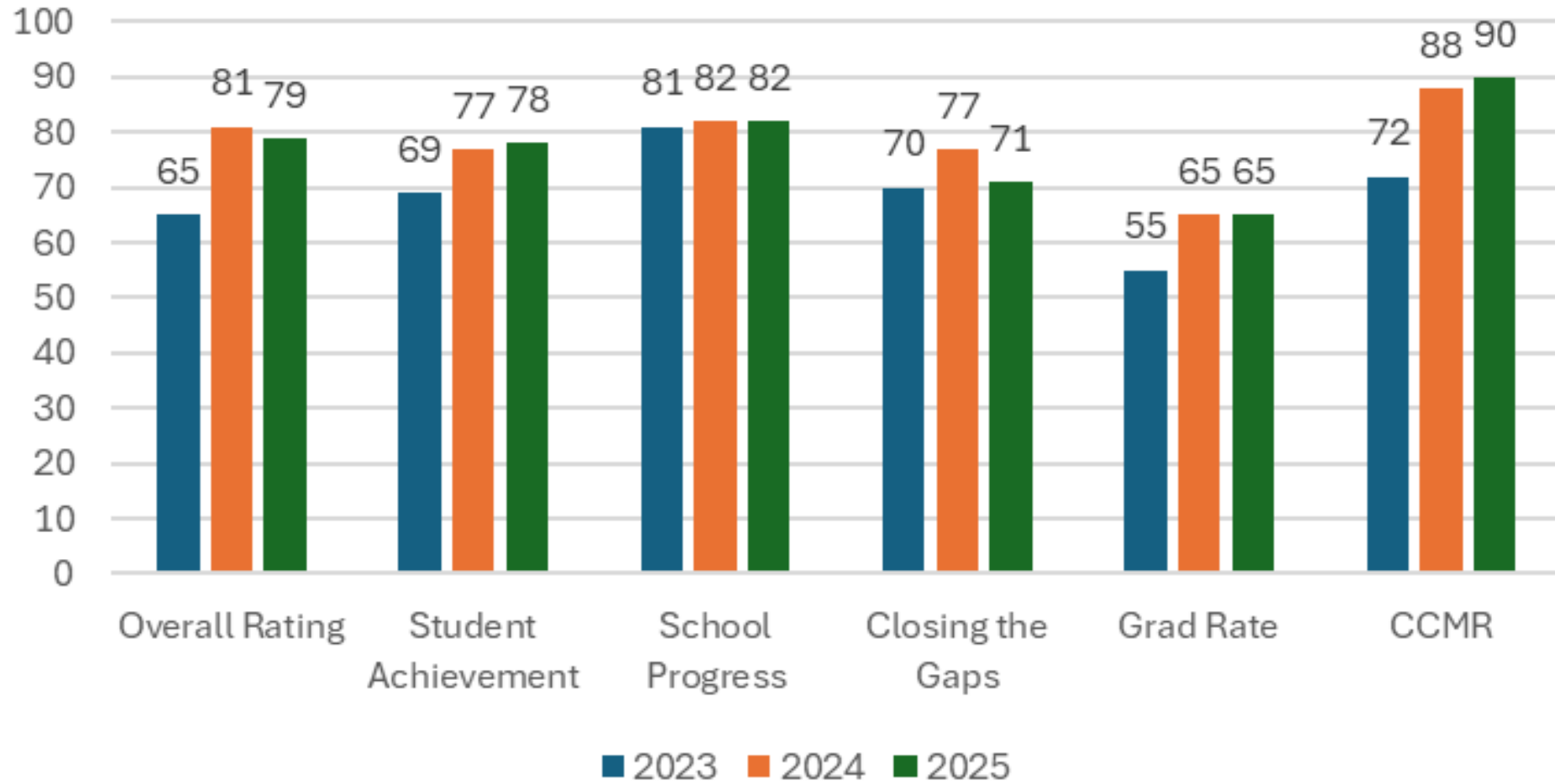
2025

	Raw	Scaled	Rating
DOMAIN I (Achievement)		78	C
STAAR Performance (40%)	43	72	C
CCMR (40%)	88	90	A
Graduation Rate (20%)	93.5	65	D
DOMAIN II (School Progress)		82	B (70%)
Academic Growth	72	77	C
Relative Performance		82	B
DOMAIN III (Closing the Gaps)	50	71	C (30%)
OVERALL RATING		79	C

Distinction Designations

- ✓ Top 25% Comparative Academic Growth

BSHS Performace Trend



BIG SPRING JUNIOR HIGH

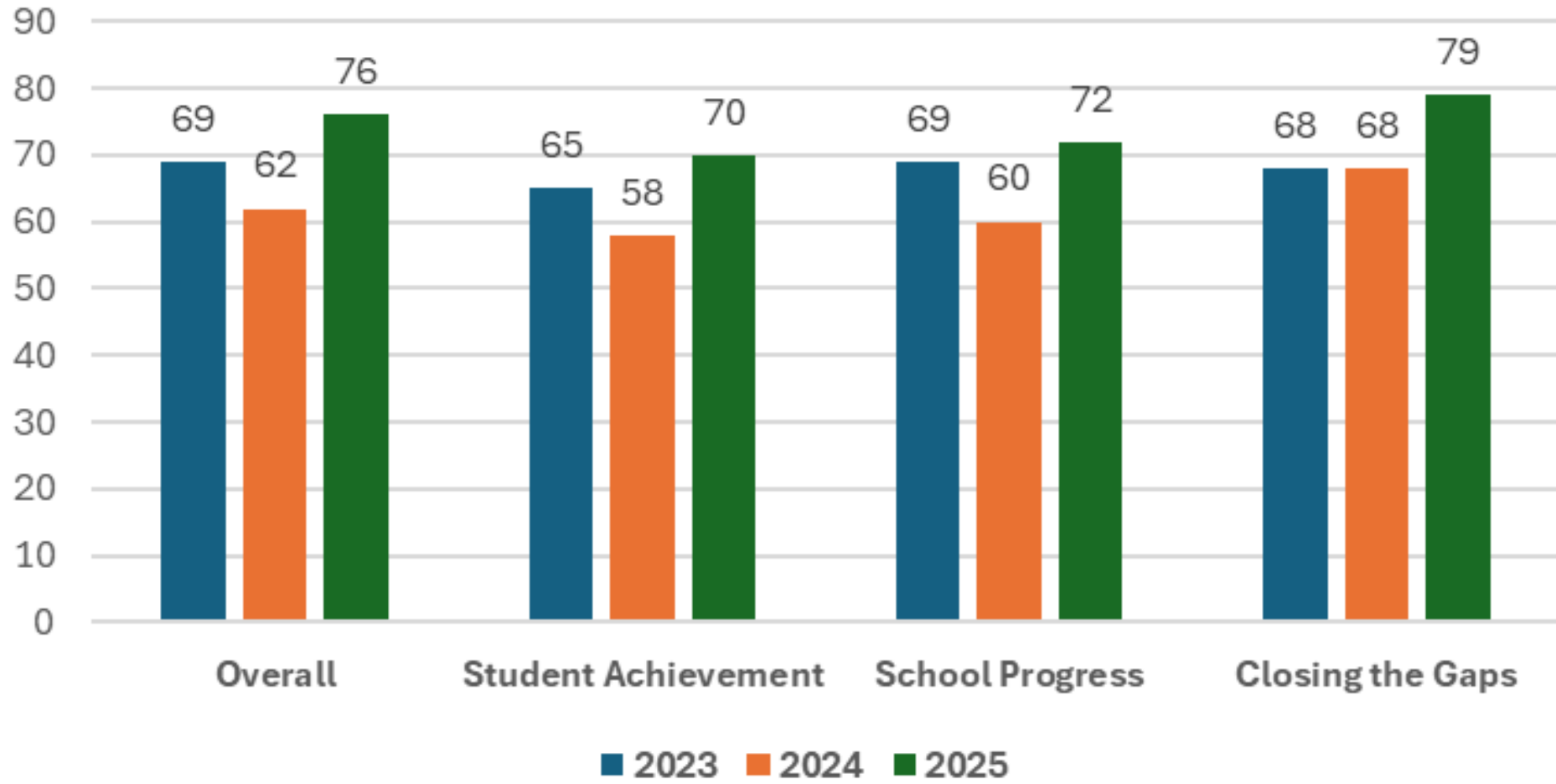
2024

	Raw	Scaled	Rating
DOMAIN I (Achievement)		58	F
STAAR Performance	30	58	
DOMAIN II (School Progress)		60	D (70%)
Academic Growth	53	58	F
Relative Performance (EcD. 79.1%)	30	60	D
DOMAIN III (Closing the Gaps)	32	68	D (30%)
OVERALL RATING		62	D

2025

	Raw	Scaled	Rating
DOMAIN I (Achievement)		70	C
STAAR Performance	38	70	
DOMAIN II (School Progress)		74	C (70%)
Academic Growth	63	73	C
Relative Performance (EcD. 70.2%)	38	74	C
DOMAIN III (Closing the Gaps)	56	79	C (30%)
OVERALL RATING		76	C

BSJH Performance Trend



BIG SPRING INTERMEDIATE

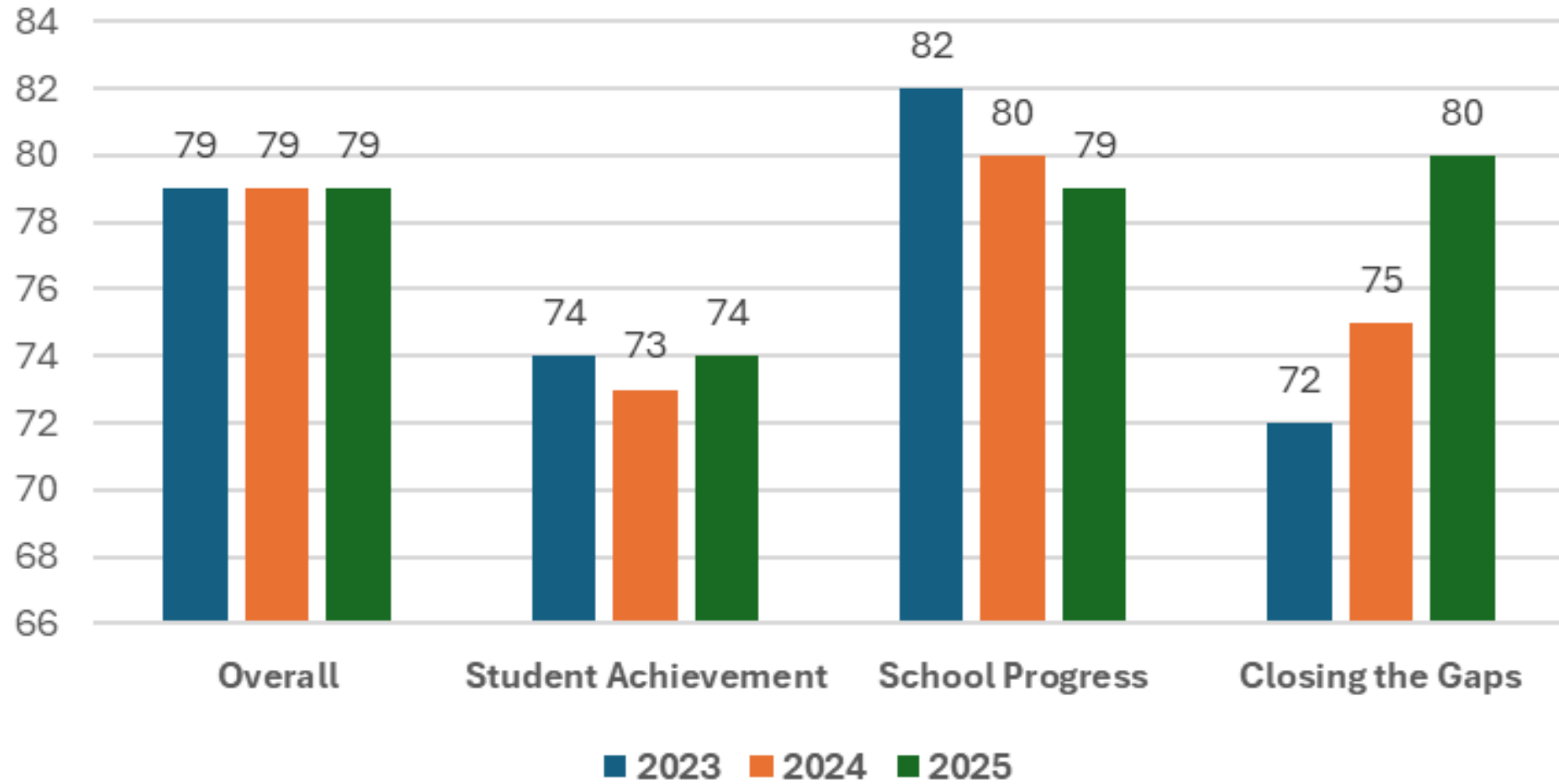
2024

	Raw	Scaled	Rating
DOMAIN I (Achievement)		73	C
STAAR Performance	41	73	
DOMAIN II (School Progress)		80	B (70%)
Academic Growth	58	65	D
Relative Performance (EcD. 74.0%)	41	80	B
DOMAIN III (Closing the Gaps)	47	75	C (30%)
OVERALL RATING		79	C

2025

	Raw	Scaled	Rating
DOMAIN I (Achievement)		74	C
STAAR Performance	42	74	
DOMAIN II (School Progress)		79	C (70%)
Academic Growth	62	72	C
Relative Performance (EcD. 66.3%)	42	79	C
DOMAIN III (Closing the Gaps)	58	80	B (30%)
OVERALL RATING		79	C

BSI Performance Trend



WASHINGTON ELEMENTARY

2024

	Raw	Scaled	Rating
DOMAIN I (Achievement)		77	C
STAAR Performance	49	77	
DOMAIN II (School Progress)		84	B (70%)
Academic Growth			N/A
Relative Performance (EcoD.%77.7)	49	84	B
DOMAIN III (Closing the Gaps)	80	92	A (30%)
OVERALL RATING		86	B

Distinction Designations

- ✓ Academic Achievement in Mathematics
- ✓ Academic Achievement in Reading
- ✓ Top 25% Comparative Academic Growth
- ✓ Top 25% Comparative Closing the Gaps
- ✓ Post-secondary Readiness

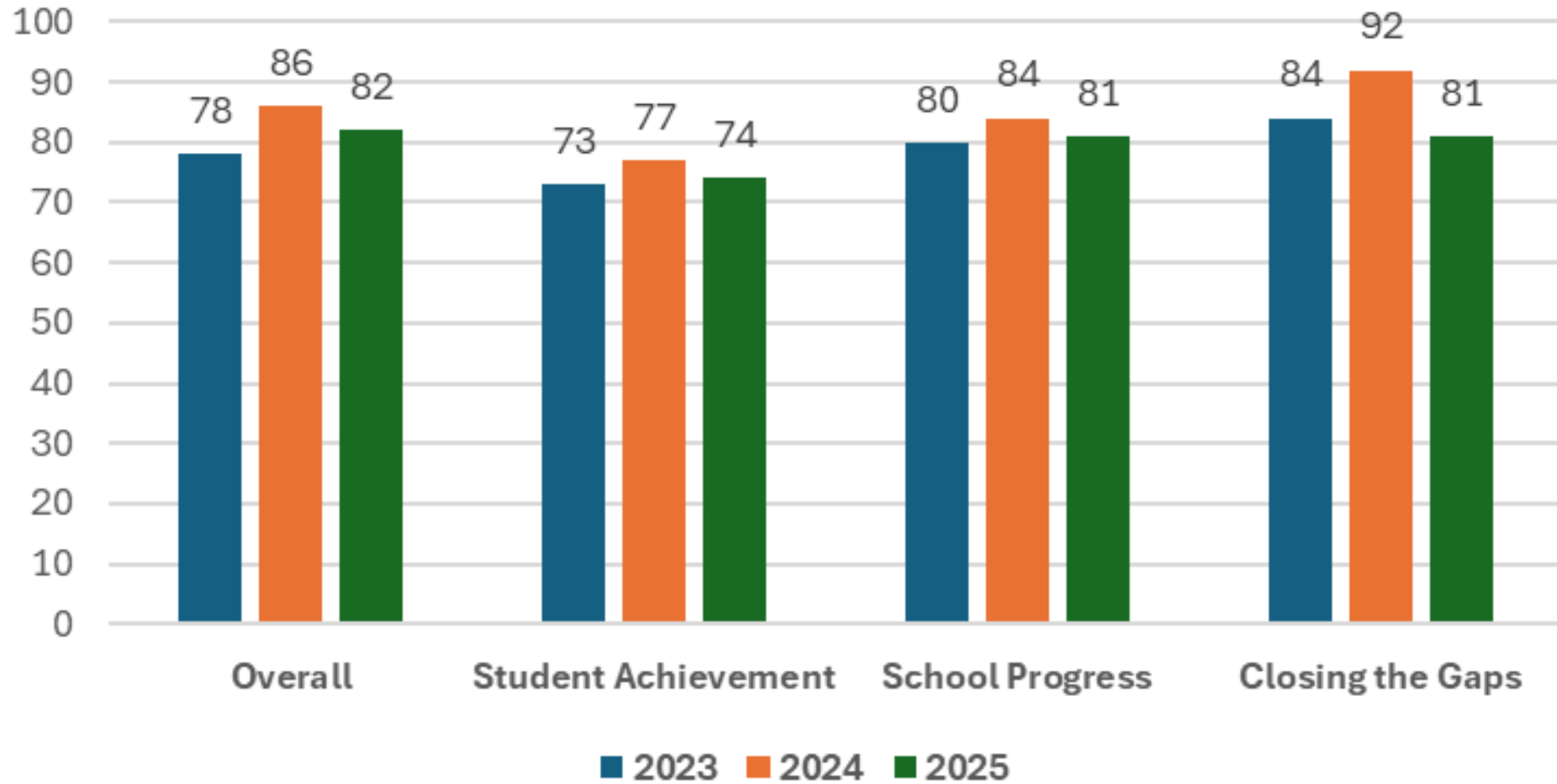
2025

	Raw	Scaled	Rating
DOMAIN I (Achievement)		74	C
STAAR Performance	46	74	
DOMAIN II (School Progress)		81	B (70%)
Academic Growth	72	81	B
Relative Performance (EcoD.79.8%)	46	81	B
DOMAIN III (Closing the Gaps)	66	84	B (30%)
OVERALL RATING		82	B

Distinction Designations

- ✓ Academic Achievement in Mathematics
- ✓ Top 25% Comparative Academic Growth
- ✓ Top 25% Comparative Closing the Gaps
- ✓ Post-secondary Readiness

Washington Performance Trend



**2023/2024-3rd grade only *2025 consolidated 3rd and 4th grades*

DOMAIN TRENDS

WASHINGTON TREND (Consolidated with Goliad 2025)

	2022	New STAAR 2.0	2023	2024	2025
Domain 1	72/C		74/C	77/C	74/C
Domain 2	76/C		82/B	84/B	81/B
Domain 2A	N/A		75/c	N/A	81/B
Domain 2B	76/C		82/B	84/B	81/B
Domain 3	74/C		82/B	92/A	84/B
Overall	75/C		82/B	86/B	82/B

BSHS TREND

	2022	New STAAR 2.0	2023	2024	2025
Domain 1	65/D		69/D	77/C	78/C
STAAR40%	71/C		72/C	72/C	72/C
CCMR40%	65/D		72/C	88/B	90/A
Grad Rate 20%	55/F		55/F	65/D	65/D
Domain 2	72/C		79/C	82/B	82/B
Domain 2A	72/C		79/C	74/C	75/C
Domain 2B	71/C		75/C	82/B	82/B
STAAR50%	N/A		76/C	72/C	72/C
CCMR50%	N/A		74/C	88/B	90/A
Domain 3	69/D		70/C	77/C	71/C
Overall	71/C		76/C	81/B	79/C

BSI

	2022	New STAAR 2.0	2023	2024	2025
Domain 1	73/C		74/C	73/C	74/C
Domain 2	83/B		82/B	80/B	79/C
Domain 2A	83/B		53/F	65/D	72/C
Domain 2B	80/B		82/B	80/B	79/C
Domain 3	79/C		70/C	75/C	80/B
Overall	82/B		78/C	79/C	79/C

BSISD

	2022	New STAAR 2.0	2023	2024	2025
Domain 1	65/D		70/C	72/C	75/C
Domain 2	79/C		75/C	76/C	80/B
Domain 2A	79/C		70/C	70/C	75/C
Domain 2B	79/C		75/C	77/C	80/B
Domain 3	70/C		71/C	76/C	77/C
Overall	76/C		74/C	77/C	79/C

BSJH

	2022	New STAAR 2.0	2023	2024	2025
Domain 1	64/D		65/D	58/F	70/C
Domain 2	69/D		72/C	60/D	74/C
Domain 2A	69/D		72/C	58/F	73/C
Domain 2B	69/D		69/D	60/D	74/C
Domain 3	74/C		72/C	68/D	79/C
Overall	71/C		72/C	62/D	76/C

Scale Score improved or stayed the same

Scale Score went down