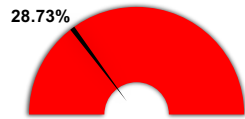


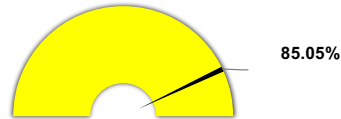
Educational | Operations and Maintenance | Transportation | IMRF | Working Cash | Tort

For the Period Ending March 31, 2022

Projected Year-End Balances
as % of Budgeted Revenue



Actual YTD Revenues



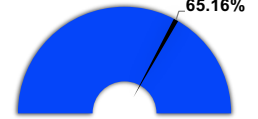
Projected YTD Revenues
89.15%

Actual YTD Local Sources



Projected YTD Local Sources
95.73%

Actual YTD State Sources



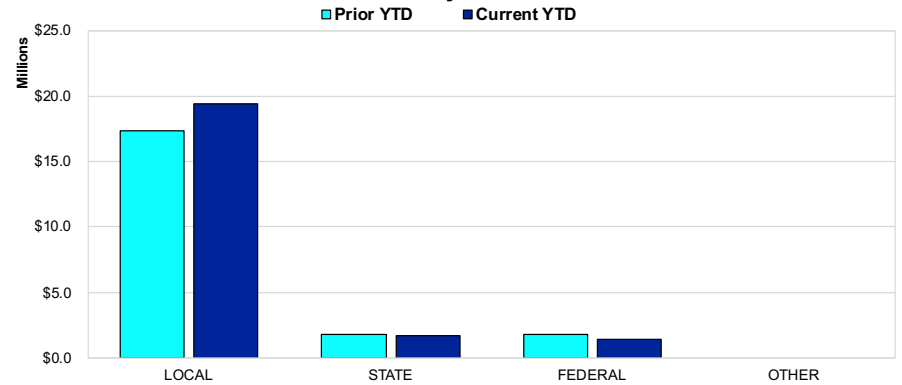
Projected YTD State Sources
68.30%

All Funds | Top 10 Sources of Revenue YTD

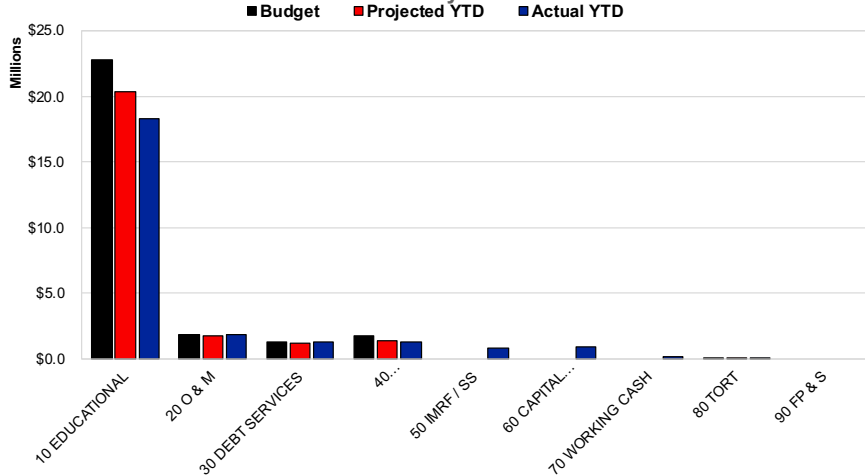
Ad Valorem Taxes	\$20,058,121
Unrestricted Grants-in-Aid	\$1,342,368
Other Revenue from Local Sources	\$1,168,511
Food Service	\$680,042
Restricted Grants-In-Aid Received from the Federal Govt Thru	\$401,400
State Transportation Reimbursement	\$259,659
Federal Special Education	\$247,028
Textbook Income	\$141,156
Title I	\$135,664
Payments in Lieu of Taxes	\$129,794

Percent of Total Revenues Year-to-Date 99.32%

Revenues by Source



Revenues by Fund



Revenues by Source

