

ISDLAF+ Monthly Statement

(10385-116) GENERAL FUND

Statement Period
Dec 1, 2019 to Dec 31, 2019

Statement for the Account of:
Geneva C.U.S.D. #304

ACTIVITY SUMMARY

INVESTMENT POOL SUMMARY	LIQ	MAX
Beginning Balance	\$437,068.21	\$1,028,168.35
Dividends	\$4,630.25	\$1,370.75
Credits	\$20,308,415.20	\$0.00
Checks Paid	\$0.00	\$0.00
Other Debits	(\$17,128,538.61)	\$0.00
Ending Balance	\$3,621,575.05	\$1,029,539.10
Average Monthly Rate	1.50%	1.57%


PLEASE NOTE: THE FUND WILL BE CLOSED JANUARY 20TH IN OBSERVANCE OF THE MARTIN LUTHER KING, JR. HOLIDAY

TOTAL LIQ AND MAX **\$4,651,114.15**

TOTAL FIXED INCOME **\$42,729,042.79**

ACCOUNT TOTAL **\$47,380,156.94**

Geneva C.U.S.D. #304
Dean Romano
227 N. FOURTH ST.
GENEVA, IL 60134



Geneva C.U.S.D. #304

Statement Period
Dec 1, 2019 to Dec 31, 2019

TRANSACTION ACTIVITY

BEGINNING BALANCE							\$437,068.21
LIQUID CLASS ACTIVITY							
Transaction	Trade Date	Settle Date	Description	Redemption/Debit	Purchase/Credit	Share Price	Shares this Transaction
2861958	12/02/19	12/02/19	Fund Purchase from FRI Interest SEC - 45166 - US TREASURY N/B		\$13,550.00	\$1.00	13,550.000
2865879	12/09/19	12/09/19	Fund Purchase from FRI Maturity CD-277345-1 BANKUNITED NA, FL		\$3,900,000.00	\$1.00	3,900,000.000
2865897	12/09/19	12/09/19	Fund Purchase from FRI Interest CD-277345-1 BANKUNITED NA, FL		\$14,587.19	\$1.00	14,587.190
2866727	12/10/19	12/10/19	Phone Wire Redemption	(\$2,700,000.00)		\$1.00	(2,700,000.000)
2867412	12/11/19	12/11/19	Fund Purchase from FRI Maturity CD-271738-1 FIRST CAPITAL BANK, TN		\$247,200.00	\$1.00	247,200.000
2867413	12/11/19	12/11/19	Fund Purchase from FRI Maturity CD-271739-1 BREMER BANK, NA, MN		\$247,200.00	\$1.00	247,200.000
2867414	12/11/19	12/11/19	Fund Purchase from FRI Maturity CD-271740-1 ORRSTOWN BANK, PA		\$247,300.00	\$1.00	247,300.000
2867454	12/11/19	12/11/19	Fund Purchase from FRI Interest CD-271738-1 FIRST CAPITAL BANK, TN		\$2,711.75	\$1.00	2,711.750
2867455	12/11/19	12/11/19	Fund Purchase from FRI Interest CD-271739-1 BREMER BANK, NA, MN		\$2,736.41	\$1.00	2,736.410
2867456	12/11/19	12/11/19	Fund Purchase from FRI Interest CD-271740-1 ORRSTOWN BANK, PA		\$2,663.53	\$1.00	2,663.530
2868304	12/12/19	12/12/19	Fund Purchase from FRI Interest SEC - 42826 - UBS BANK USA		\$532.11	\$1.00	532.110
2869796	12/16/19	12/16/19	Fund Purchase from FRI Interest SEC - 42820 - WELLS FARGO BANK NA		\$573.04	\$1.00	573.040
2869820	12/16/19	12/16/19	Fund Purchase from FRI Interest SEC - 45186 - C3BANK NA		\$358.15	\$1.00	358.150
2871842	12/19/19	12/19/19	Fund Purchase from FRI Maturity CD-271754-1 STATE BANK OF NEW RICHLAND, MN		\$247,100.00	\$1.00	247,100.000

LIQUID CLASS ACTIVITY

Transaction	Trade Date	Settle Date	Description	Redemption/Debit	Purchase/Credit	Share Price	Shares this Transaction
2871843	12/19/19	12/19/19	Fund Purchase from FRI Maturity CD-271755-1 FIRST NATIONAL BANK / THE FIRST, NA, ME		\$247,100.00	\$1.00	247,100.000
2872088	12/19/19	12/19/19	Fund Purchase from FRI Interest CD-271754-1 STATE BANK OF NEW RICHLAND, MN		\$2,818.11	\$1.00	2,818.110
2872089	12/19/19	12/19/19	Fund Purchase from FRI Interest CD-271755-1 FIRST NATIONAL BANK / THE FIRST, NA, ME		\$2,819.82	\$1.00	2,819.820
2872126	12/19/19	12/19/19	Fund Purchase from FRI Maturity SEC - 44105 - CATHAY BANK		\$247,000.00	\$1.00	247,000.000
2872127	12/19/19	12/19/19	Fund Purchase from FRI Maturity SEC - 44109 - MIZUHO BANK USA		\$247,000.00	\$1.00	247,000.000
2872138	12/19/19	12/19/19	Fund Purchase from FRI Interest SEC - 44105 - CATHAY BANK		\$2,910.20	\$1.00	2,910.200
2872141	12/19/19	12/19/19	Fund Purchase from FRI Interest SEC - 44109 - MIZUHO BANK USA		\$2,848.28	\$1.00	2,848.280
2872847	12/20/19	12/20/19	Fund Purchase from FRI Maturity SEC - 44106 - IBERIABANK/LA		\$247,000.00	\$1.00	247,000.000
2872848	12/20/19	12/20/19	Fund Purchase from FRI Maturity SEC - 44113 - SAFRA NATIONAL BANK		\$247,000.00	\$1.00	247,000.000
2872851	12/20/19	12/20/19	Fund Purchase from FRI Interest SEC - 44106 - IBERIABANK/LA		\$2,894.30	\$1.00	2,894.300
2872856	12/20/19	12/20/19	Fund Purchase from FRI Interest SEC - 44113 - SAFRA NATIONAL BANK		\$2,910.20	\$1.00	2,910.200
2873168	12/20/19	12/20/19	Phone Wire Redemption	(\$3,000,000.00)		\$1.00	(3,000,000.000)
2874589	12/24/19	12/24/19	Fund Purchase from FRI Maturity CD-274049-1 Bank OZK (LOC), AR		\$3,000,000.00	\$1.00	3,000,000.000
2874590	12/24/19	12/24/19	Fund Purchase from FRI Maturity CD-277652-1 CITIBANK NA, IL		\$1,000,000.00	\$1.00	1,000,000.000
2874596	12/24/19	12/24/19	Fund Purchase from FRI Interest CD-274049-1 Bank OZK (LOC), AR		\$27,456.90	\$1.00	27,456.900
2874597	12/24/19	12/24/19	Fund Purchase from FRI Interest CD-277652-1 CITIBANK NA, IL		\$3,690.66	\$1.00	3,690.660
2875231	12/26/19	12/26/19	Fund Purchase from FRI Maturity CD-273099-1 Arbor Bank, NE		\$244,988.51	\$1.00	244,988.510
2875232	12/26/19	12/26/19	Fund Purchase from FRI Maturity CD-273099-2 Signature Bank, NY		\$244,988.51	\$1.00	244,988.510

LIQUID CLASS ACTIVITY

Transaction	Trade Date	Settle Date	Description	Redemption/Debit	Purchase/Credit	Share Price	Shares this Transaction
2875233	12/26/19	12/26/19	Fund Purchase from FRI Maturity CD-273099-3 First National Bank, Sallisaw, OK		\$244,988.51	\$1.00	244,988.510
2875234	12/26/19	12/26/19	Fund Purchase from FRI Maturity CD-273099-4 Israel Discount Bank of New York, NY		\$244,988.51	\$1.00	244,988.510
2875235	12/26/19	12/26/19	Fund Purchase from FRI Maturity CD-273099-5 TIAA, FSB, FL		\$244,988.51	\$1.00	244,988.510
2875236	12/26/19	12/26/19	Fund Purchase from FRI Maturity CD-273099-6 Merrick Bank, UT		\$244,988.51	\$1.00	244,988.510
2875237	12/26/19	12/26/19	Fund Purchase from FRI Maturity CD-273099-7 Middlesex Federal Savings, F.A., MA		\$244,988.51	\$1.00	244,988.510
2875238	12/26/19	12/26/19	Fund Purchase from FRI Maturity CD-273099-8 Landmark Bank, N.A., MO		\$244,988.51	\$1.00	244,988.510
2875239	12/26/19	12/26/19	Fund Purchase from FRI Maturity CD-273099-9 River City Bank, CA		\$244,988.51	\$1.00	244,988.510
2875240	12/26/19	12/26/19	Fund Purchase from FRI Maturity CD-273099-10 Provident Bank, NJ		\$244,988.51	\$1.00	244,988.510
2875241	12/26/19	12/26/19	Fund Purchase from FRI Maturity CD-273099-11 Centier Bank, IN		\$244,988.51	\$1.00	244,988.510
2875242	12/26/19	12/26/19	Fund Purchase from FRI Maturity CD-273099-12 Katahdin Trust Company, ME		\$244,988.51	\$1.00	244,988.510
2875243	12/26/19	12/26/19	Fund Purchase from FRI Maturity CD-273099-13 Broadway Federal Bank, F.S.B., CA		\$244,988.51	\$1.00	244,988.510
2875244	12/26/19	12/26/19	Fund Purchase from FRI Maturity CD-273099-14 Eclipse Bank, Inc., KY		\$244,988.51	\$1.00	244,988.510
2875245	12/26/19	12/26/19	Fund Purchase from FRI Maturity CD-273099-15 C US Bank, IA		\$244,988.51	\$1.00	244,988.510
2875246	12/26/19	12/26/19	Fund Purchase from FRI Maturity CD-273099-16 Howard Bank, MD		\$244,988.51	\$1.00	244,988.510
2875247	12/26/19	12/26/19	Fund Purchase from FRI Maturity CD-273099-17 Bank Plus, IA		\$244,988.51	\$1.00	244,988.510
2875248	12/26/19	12/26/19	Fund Purchase from FRI Maturity CD-273099-18 TexStar National Bank, TX		\$244,988.51	\$1.00	244,988.510
2875249	12/26/19	12/26/19	Fund Purchase from FRI Maturity CD-273099-19 First Bank of Highland Park, IL		\$244,988.51	\$1.00	244,988.510

LIQUID CLASS ACTIVITY

Transaction	Trade Date	Settle Date	Description	Redemption/Debit	Purchase/Credit	Share Price	Shares this Transaction
2875250	12/26/19	12/26/19	Fund Purchase from FRI Maturity CD-273099-20 RepublicBankAz, N.A., AZ		\$244,988.51	\$1.00	244,988.510
2875251	12/26/19	12/26/19	Fund Purchase from FRI Maturity CD-273099-21 CORNERSTONE BANK, NE		\$244,988.51	\$1.00	244,988.510
2875252	12/26/19	12/26/19	Fund Purchase from FRI Maturity CD-273099-22 Southern States Bank, AL		\$244,988.51	\$1.00	244,988.510
2875253	12/26/19	12/26/19	Fund Purchase from FRI Maturity CD-273099-23 CapStar Bank , TN		\$244,988.51	\$1.00	244,988.510
2875254	12/26/19	12/26/19	Fund Purchase from FRI Maturity CD-273099-24 Live Oak Banking Company, NC		\$244,988.51	\$1.00	244,988.510
2875255	12/26/19	12/26/19	Fund Purchase from FRI Maturity CD-273099-25 CrossFirst Bank, KS		\$244,988.51	\$1.00	244,988.510
2875256	12/26/19	12/26/19	Fund Purchase from FRI Maturity CD-273099-26 FirstBank, TN		\$244,988.51	\$1.00	244,988.510
2875257	12/26/19	12/26/19	Fund Purchase from FRI Maturity CD-273099-27 Heritage Bank National Association, MN		\$244,988.51	\$1.00	244,988.510
2875258	12/26/19	12/26/19	Fund Purchase from FRI Maturity CD-273099-28 OLD SECOND NATIONAL BANK, IL		\$244,988.51	\$1.00	244,988.510
2875259	12/26/19	12/26/19	Fund Purchase from FRI Maturity CD-273099-29 Landmark National Bank, KS		\$244,988.51	\$1.00	244,988.510
2875260	12/26/19	12/26/19	Fund Purchase from FRI Maturity CD-273099-30 Fairfield National Bank, IL		\$244,988.51	\$1.00	244,988.510
2875261	12/26/19	12/26/19	Fund Purchase from FRI Maturity CD-273099-31 First State Bank, KS		\$244,988.51	\$1.00	244,988.510
2875262	12/26/19	12/26/19	Fund Purchase from FRI Maturity CD-273099-32 Peoples Bank, National Association, OH		\$244,988.51	\$1.00	244,988.510
2875263	12/26/19	12/26/19	Fund Purchase from FRI Maturity CD-273099-33 Cass Commercial Bank, MO		\$244,988.51	\$1.00	244,988.510
2875264	12/26/19	12/26/19	Fund Purchase from FRI Maturity CD-273099-34 Kentucky Bank, KY		\$244,988.51	\$1.00	244,988.510
2875265	12/26/19	12/26/19	Fund Purchase from FRI Maturity CD-273099-35 First Farmers and Merchants Bank, TN		\$244,988.51	\$1.00	244,988.510
2875266	12/26/19	12/26/19	Fund Purchase from FRI Maturity CD-273099-36 Citizens Alliance Bank, MN		\$244,988.51	\$1.00	244,988.510

LIQUID CLASS ACTIVITY

Transaction	Trade Date	Settle Date	Description	Redemption/Debit	Purchase/Credit	Share Price	Shares this Transaction
2875267	12/26/19	12/26/19	Fund Purchase from FRI Maturity CD-273099-37 Mabrey Bank / Citizens Security Bank & Trust Company, OK		\$244,988.51	\$1.00	244,988.510
2875268	12/26/19	12/26/19	Fund Purchase from FRI Maturity CD-273099-38 TOWN AND COUNTRY BANK, IL		\$105,436.82	\$1.00	105,436.820
2875269	12/26/19	12/26/19	Fund Purchase from FRI Maturity CD-273099-39 Jersey Shore State Bank, PA		\$70,125.67	\$1.00	70,125.670
2875270	12/26/19	12/26/19	Fund Purchase from FRI Maturity CD-273099-40 CENTRAL BANK OF OKLAHOMA / ONB Bank and Trust Company, OK		\$9,862.64	\$1.00	9,862.640
2875351	12/26/19	12/26/19	Fund Purchase from FRI Interest CD-273099-1 Arbor Bank, NE		\$2,640.06	\$1.00	2,640.060
2875352	12/26/19	12/26/19	Fund Purchase from FRI Interest CD-273099-2 Signature Bank, NY		\$2,640.06	\$1.00	2,640.060
2875353	12/26/19	12/26/19	Fund Purchase from FRI Interest CD-273099-3 First National Bank, Sallisaw, OK		\$2,640.06	\$1.00	2,640.060
2875354	12/26/19	12/26/19	Fund Purchase from FRI Interest CD-273099-4 Israel Discount Bank of New York, NY		\$2,640.06	\$1.00	2,640.060
2875355	12/26/19	12/26/19	Fund Purchase from FRI Interest CD-273099-5 TIAA, FSB, FL		\$2,640.06	\$1.00	2,640.060
2875356	12/26/19	12/26/19	Fund Purchase from FRI Interest CD-273099-6 Merrick Bank, UT		\$2,640.06	\$1.00	2,640.060
2875357	12/26/19	12/26/19	Fund Purchase from FRI Interest CD-273099-7 Middlesex Federal Savings, F.A., MA		\$2,640.06	\$1.00	2,640.060
2875358	12/26/19	12/26/19	Fund Purchase from FRI Interest CD-273099-8 Landmark Bank, N.A., MO		\$2,640.06	\$1.00	2,640.060
2875359	12/26/19	12/26/19	Fund Purchase from FRI Interest CD-273099-9 River City Bank, CA		\$2,640.06	\$1.00	2,640.060
2875360	12/26/19	12/26/19	Fund Purchase from FRI Interest CD-273099-10 Provident Bank, NJ		\$2,640.06	\$1.00	2,640.060
2875361	12/26/19	12/26/19	Fund Purchase from FRI Interest CD-273099-11 Centier Bank, IN		\$2,640.06	\$1.00	2,640.060
2875362	12/26/19	12/26/19	Fund Purchase from FRI Interest CD-273099-12 Katahdin Trust Company, ME		\$2,640.06	\$1.00	2,640.060
2875363	12/26/19	12/26/19	Fund Purchase from FRI Interest CD-273099-13 Broadway Federal Bank, F.S.B., CA		\$2,640.06	\$1.00	2,640.060

LIQUID CLASS ACTIVITY


Transaction	Trade Date	Settle Date	Description	Redemption/Debit	Purchase/Credit	Share Price	Shares this Transaction
2875364	12/26/19	12/26/19	Fund Purchase from FRI Interest CD-273099-14 Eclipse Bank, Inc., KY		\$2,640.06	\$1.00	2,640.060
2875365	12/26/19	12/26/19	Fund Purchase from FRI Interest CD-273099-15 C US Bank, IA		\$2,640.06	\$1.00	2,640.060
2875366	12/26/19	12/26/19	Fund Purchase from FRI Interest CD-273099-16 Howard Bank, MD		\$2,640.06	\$1.00	2,640.060
2875367	12/26/19	12/26/19	Fund Purchase from FRI Interest CD-273099-17 Bank Plus, IA		\$2,640.06	\$1.00	2,640.060
2875368	12/26/19	12/26/19	Fund Purchase from FRI Interest CD-273099-18 TexStar National Bank, TX		\$2,640.06	\$1.00	2,640.060
2875369	12/26/19	12/26/19	Fund Purchase from FRI Interest CD-273099-19 First Bank of Highland Park, IL		\$2,640.06	\$1.00	2,640.060
2875370	12/26/19	12/26/19	Fund Purchase from FRI Interest CD-273099-20 RepublicBankAz, N.A., AZ		\$2,640.06	\$1.00	2,640.060
2875371	12/26/19	12/26/19	Fund Purchase from FRI Interest CD-273099-21 CORNERSTONE BANK, NE		\$2,640.06	\$1.00	2,640.060
2875372	12/26/19	12/26/19	Fund Purchase from FRI Interest CD-273099-22 Southern States Bank, AL		\$2,640.06	\$1.00	2,640.060
2875373	12/26/19	12/26/19	Fund Purchase from FRI Interest CD-273099-23 CapStar Bank , TN		\$2,640.06	\$1.00	2,640.060
2875374	12/26/19	12/26/19	Fund Purchase from FRI Interest CD-273099-24 Live Oak Banking Company, NC		\$2,640.06	\$1.00	2,640.060
2875375	12/26/19	12/26/19	Fund Purchase from FRI Interest CD-273099-25 CrossFirst Bank, KS		\$2,640.06	\$1.00	2,640.060
2875376	12/26/19	12/26/19	Fund Purchase from FRI Interest CD-273099-26 FirstBank, TN		\$2,640.06	\$1.00	2,640.060
2875377	12/26/19	12/26/19	Fund Purchase from FRI Interest CD-273099-27 Heritage Bank National Association, MN		\$2,640.06	\$1.00	2,640.060
2875378	12/26/19	12/26/19	Fund Purchase from FRI Interest CD-273099-28 OLD SECOND NATIONAL BANK, IL		\$2,640.06	\$1.00	2,640.060
2875379	12/26/19	12/26/19	Fund Purchase from FRI Interest CD-273099-29 Landmark National Bank, KS		\$2,640.06	\$1.00	2,640.060
2875380	12/26/19	12/26/19	Fund Purchase from FRI Interest CD-273099-30 Fairfield National Bank, IL		\$2,640.06	\$1.00	2,640.060

LIQUID CLASS ACTIVITY

Transaction	Trade Date	Settle Date	Description	Redemption/Debit	Purchase/Credit	Share Price	Shares this Transaction
2875381	12/26/19	12/26/19	Fund Purchase from FRI Interest CD-273099-31 First State Bank, KS		\$2,640.06	\$1.00	2,640.060
2875382	12/26/19	12/26/19	Fund Purchase from FRI Interest CD-273099-32 Peoples Bank, National Association, OH		\$2,640.06	\$1.00	2,640.060
2875383	12/26/19	12/26/19	Fund Purchase from FRI Interest CD-273099-33 Cass Commercial Bank, MO		\$2,640.06	\$1.00	2,640.060
2875384	12/26/19	12/26/19	Fund Purchase from FRI Interest CD-273099-34 Kentucky Bank, KY		\$2,640.06	\$1.00	2,640.060
2875385	12/26/19	12/26/19	Fund Purchase from FRI Interest CD-273099-35 First Farmers and Merchants Bank, TN		\$2,640.06	\$1.00	2,640.060
2875386	12/26/19	12/26/19	Fund Purchase from FRI Interest CD-273099-36 Citizens Alliance Bank, MN		\$2,640.06	\$1.00	2,640.060
2875387	12/26/19	12/26/19	Fund Purchase from FRI Interest CD-273099-37 Mabrey Bank / Citizens Security Bank & Trust Company, OK		\$2,640.06	\$1.00	2,640.060
2875388	12/26/19	12/26/19	Fund Purchase from FRI Interest CD-273099-38 TOWN AND COUNTRY BANK, IL		\$1,136.21	\$1.00	1,136.210
2875389	12/26/19	12/26/19	Fund Purchase from FRI Interest CD-273099-39 Jersey Shore State Bank, PA		\$755.69	\$1.00	755.690
2875390	12/26/19	12/26/19	Fund Purchase from FRI Interest CD-273099-40 CENTRAL BANK OF OKLAHOMA / ONB Bank and Trust Company, OK		\$106.29	\$1.00	106.290
2875429	12/26/19	12/26/19	Fund Purchase from FRI Maturity SEC - 44112 - CENTERSTATE BANK NA		\$249,000.00	\$1.00	249,000.000
2875430	12/26/19	12/26/19	Fund Purchase from FRI Maturity SEC - 44114 - FIRST STATE BK BLAKELY		\$249,000.00	\$1.00	249,000.000
2875449	12/26/19	12/26/19	Fund Purchase from FRI Interest SEC - 44112 - CENTERSTATE BANK NA		\$470.71	\$1.00	470.710
2875459	12/26/19	12/26/19	Fund Purchase from FRI Interest SEC - 44114 - FIRST STATE BK BLAKELY		\$470.71	\$1.00	470.710
2876116	12/27/19	12/27/19	Fund Purchase from FRI Maturity SEC - 44110 - DEDHAM INSTITUTION		\$247,000.00	\$1.00	247,000.000
2876132	12/27/19	12/27/19	Fund Purchase from FRI Interest SEC - 44110 - DEDHAM INSTITUTION		\$2,832.72	\$1.00	2,832.720
2876863	12/30/19	12/30/19	Phone Wire Redemption	(\$8,180,000.00)		\$1.00	(8,180,000.000)
2876864	12/30/19	12/30/19	Phone Wire Redemption	(\$932,275.00)		\$1.00	(932,275.000)
2876865	12/30/19	12/30/19	Phone Wire Redemption	(\$732,662.50)		\$1.00	(732,662.500)

LIQUID CLASS ACTIVITY

Transaction	Trade Date	Settle Date	Description	Redemption/Debit	Purchase/Credit	Share Price	Shares this Transaction
2876866	12/30/19	12/30/19	Phone Wire Redemption	(\$10,175.00)		\$1.00	(10,175.000)
2876867	12/30/19	12/30/19	Phone Wire Redemption	(\$1,564,875.00)		\$1.00	(1,564,875.000)
2876868	12/30/19	12/30/19	Phone Wire Redemption	(\$8,551.11)		\$1.00	(8,551.110)
2880271	12/31/19	12/31/19	Dividend Reinvest		\$4,630.25	\$1.00	4,630.250
TOTALS FOR PERIOD				(\$17,128,538.61)	\$20,313,045.45		3,184,506.840
ENDING BALANCE							\$3,621,575.05




Geneva C.U.S.D. #304

Statement Period
Dec 1, 2019 to Dec 31, 2019

TRANSACTION ACTIVITY

BEGINNING BALANCE							\$1,028,168.35
MAX CLASS ACTIVITY							
Transaction	Trade Date	Settle Date	Description	Redemption/Debit	Purchase/Credit	Share Price	Shares this Transaction
2880872	12/31/19	12/31/19	Dividend Reinvest		\$1,370.75	\$1.00	1,370.750
TOTALS FOR PERIOD				0.00	\$1,370.75		1,370.750
ENDING BALANCE							\$1,029,539.10




Geneva C.U.S.D. #304

SDA / MMA TRANSACTION ACTIVITY

Statement Period
Dec 1, 2019 to Dec 31, 2019

BANK OF CHINA			BEGINNING BALANCE				\$4,055,552.50
Transaction	Date		Deposits	Withdrawals	Interest / Adjust	Balance	
217053	12/31/19	Interest			\$5,460.12	\$4,061,012.62	
TOTALS FOR PERIOD			\$0.00	\$0.00	\$5,460.12		
			ENDING BALANCE				\$4,061,012.62



Geneva C.U.S.D. #304

Statement Period
Dec 1, 2019 to Dec 31, 2019

FIXED INCOME INVESTMENTS

MATURITIES

Type	M	Holding ID	Settle Date	Transaction Date	Maturity Date	Description	Cost	Face/Par
CD	M	277345-1	09/25/19	12/09/19	12/09/19	CD-277345-1 BANKUNITED NA, FL	\$3,900,000.00	\$3,914,587.19
CD	M	271738-1	06/12/19	12/11/19	12/11/19	CD-271738-1 FIRST CAPITAL BANK, TN	\$247,200.00	\$249,911.75
CD	M	271739-1	06/12/19	12/11/19	12/11/19	CD-271739-1 BREMER BANK, NA, MN	\$247,200.00	\$249,936.41
CD	M	271740-1	06/12/19	12/11/19	12/11/19	CD-271740-1 ORRSTOWN BANK, PA	\$247,300.00	\$249,963.53
CD	M	271754-1	06/13/19	12/19/19	12/19/19	CD-271754-1 STATE BANK OF NEW RICHLAND, MN	\$247,100.00	\$249,918.11
CD	M	271755-1	06/13/19	12/19/19	12/19/19	CD-271755-1 FIRST NATIONAL BANK / THE FIRST, NA, ME	\$247,100.00	\$249,919.82
DTC	M	44105	06/19/19	12/19/19	12/19/19	SEC - 44105 - CATHAY BANK	\$247,122.46	\$247,000.00
DTC	M	44109	06/19/19	12/19/19	12/19/19	SEC - 44109 - MIZUHO BANK USA	\$247,122.49	\$247,000.00
DTC	M	44106	06/21/19	12/20/19	12/20/19	SEC - 44106 - IBERIABANK/LA	\$247,121.80	\$247,000.00
DTC	M	44113	06/20/19	12/20/19	12/20/19	SEC - 44113 - SAFRA NATIONAL BANK	\$247,159.22	\$247,000.00
CD	M	274049-1	07/10/19	12/24/19	12/24/19	CD-274049-1 Bank OZK (LOC), AR	\$3,000,000.00	\$3,027,456.90
CD	M	277652-1	10/02/19	12/24/19	12/24/19	CD-277652-1 CITIBANK NA, IL	\$1,000,000.00	\$1,003,690.66
CDR	M	273099-1	06/27/19	12/26/19	12/26/19	CD-273099-1 Arbor Bank, NE	\$244,988.51	\$247,628.57
CDR	M	273099-10	06/27/19	12/26/19	12/26/19	CD-273099-10 Provident Bank, NJ	\$244,988.51	\$247,628.57
CDR	M	273099-11	06/27/19	12/26/19	12/26/19	CD-273099-11 Centier Bank, IN	\$244,988.51	\$247,628.57
CDR	M	273099-12	06/27/19	12/26/19	12/26/19	CD-273099-12 Katahdin Trust Company, ME	\$244,988.51	\$247,628.57
CDR	M	273099-13	06/27/19	12/26/19	12/26/19	CD-273099-13 Broadway Federal Bank, F.S.B., CA	\$244,988.51	\$247,628.57
CDR	M	273099-14	06/27/19	12/26/19	12/26/19	CD-273099-14 Eclipse Bank, Inc., KY	\$244,988.51	\$247,628.57
CDR	M	273099-15	06/27/19	12/26/19	12/26/19	CD-273099-15 C US Bank, IA	\$244,988.51	\$247,628.57
CDR	M	273099-16	06/27/19	12/26/19	12/26/19	CD-273099-16 Howard Bank, MD	\$244,988.51	\$247,628.57
CDR	M	273099-17	06/27/19	12/26/19	12/26/19	CD-273099-17 Bank Plus, IA	\$244,988.51	\$247,628.57
CDR	M	273099-18	06/27/19	12/26/19	12/26/19	CD-273099-18 TexStar National Bank, TX	\$244,988.51	\$247,628.57
CDR	M	273099-19	06/27/19	12/26/19	12/26/19	CD-273099-19 First Bank of Highland Park, IL	\$244,988.51	\$247,628.57
CDR	M	273099-2	06/27/19	12/26/19	12/26/19	CD-273099-2 Signature Bank, NY	\$244,988.51	\$247,628.57
CDR	M	273099-20	06/27/19	12/26/19	12/26/19	CD-273099-20 RepublicBankAz, N.A., AZ	\$244,988.51	\$247,628.57
CDR	M	273099-21	06/27/19	12/26/19	12/26/19	CD-273099-21 CORNERSTONE BANK, NE	\$244,988.51	\$247,628.57

CDR	M	273099-22	06/27/19	12/26/19	12/26/19	CD-273099-22 Southern States Bank, AL	\$244,988.51	\$247,628.57
CDR	M	273099-23	06/27/19	12/26/19	12/26/19	CD-273099-23 CapStar Bank , TN	\$244,988.51	\$247,628.57
CDR	M	273099-24	06/27/19	12/26/19	12/26/19	CD-273099-24 Live Oak Banking Company, NC	\$244,988.51	\$247,628.57
CDR	M	273099-25	06/27/19	12/26/19	12/26/19	CD-273099-25 CrossFirst Bank, KS	\$244,988.51	\$247,628.57
CDR	M	273099-26	06/27/19	12/26/19	12/26/19	CD-273099-26 FirstBank, TN	\$244,988.51	\$247,628.57
CDR	M	273099-27	06/27/19	12/26/19	12/26/19	CD-273099-27 Heritage Bank National Association, MN	\$244,988.51	\$247,628.57
CDR	M	273099-28	06/27/19	12/26/19	12/26/19	CD-273099-28 OLD SECOND NATIONAL BANK, IL	\$244,988.51	\$247,628.57
CDR	M	273099-29	06/27/19	12/26/19	12/26/19	CD-273099-29 Landmark National Bank, KS	\$244,988.51	\$247,628.57
CDR	M	273099-3	06/27/19	12/26/19	12/26/19	CD-273099-3 First National Bank, Sallisaw, OK	\$244,988.51	\$247,628.57
CDR	M	273099-30	06/27/19	12/26/19	12/26/19	CD-273099-30 Fairfield National Bank, IL	\$244,988.51	\$247,628.57
CDR	M	273099-31	06/27/19	12/26/19	12/26/19	CD-273099-31 First State Bank, KS	\$244,988.51	\$247,628.57
CDR	M	273099-32	06/27/19	12/26/19	12/26/19	CD-273099-32 Peoples Bank, National Association, OH	\$244,988.51	\$247,628.57
CDR	M	273099-33	06/27/19	12/26/19	12/26/19	CD-273099-33 Cass Commercial Bank, MO	\$244,988.51	\$247,628.57
CDR	M	273099-34	06/27/19	12/26/19	12/26/19	CD-273099-34 Kentucky Bank, KY	\$244,988.51	\$247,628.57
CDR	M	273099-35	06/27/19	12/26/19	12/26/19	CD-273099-35 First Farmers and Merchants Bank, TN	\$244,988.51	\$247,628.57
CDR	M	273099-36	06/27/19	12/26/19	12/26/19	CD-273099-36 Citizens Alliance Bank, MN	\$244,988.51	\$247,628.57
CDR	M	273099-37	06/27/19	12/26/19	12/26/19	CD-273099-37 Mabrey Bank / Citizens Security Bank & Trust Company, OK	\$244,988.51	\$247,628.57
CDR	M	273099-38	06/27/19	12/26/19	12/26/19	CD-273099-38 TOWN AND COUNTRY BANK, IL	\$105,436.82	\$106,573.03
CDR	M	273099-39	06/27/19	12/26/19	12/26/19	CD-273099-39 Jersey Shore State Bank, PA	\$70,125.67	\$70,881.36
CDR	M	273099-4	06/27/19	12/26/19	12/26/19	CD-273099-4 Israel Discount Bank of New York, NY	\$244,988.51	\$247,628.57
CDR	M	273099-40	06/27/19	12/26/19	12/26/19	CD-273099-40 CENTRAL BANK OF OKLAHOMA / ONB Bank and Trust Company, OK	\$9,862.64	\$9,968.93
CDR	M	273099-5	06/27/19	12/26/19	12/26/19	CD-273099-5 TIAA, FSB, FL	\$244,988.51	\$247,628.57
CDR	M	273099-6	06/27/19	12/26/19	12/26/19	CD-273099-6 Merrick Bank, UT	\$244,988.51	\$247,628.57
CDR	M	273099-7	06/27/19	12/26/19	12/26/19	CD-273099-7 Middlesex Federal Savings, F.A., MA	\$244,988.51	\$247,628.57
CDR	M	273099-8	06/27/19	12/26/19	12/26/19	CD-273099-8 Landmark Bank, N.A., MO	\$244,988.51	\$247,628.57
CDR	M	273099-9	06/27/19	12/26/19	12/26/19	CD-273099-9 River City Bank, CA	\$244,988.51	\$247,628.57
DTC	M	44112	06/26/19	12/26/19	12/26/19	SEC - 44112 - CENTERSTATE BANK NA	\$249,124.04	\$249,000.00
DTC	M	44114	06/26/19	12/26/19	12/26/19	SEC - 44114 - FIRST STATE BK BLAKELY	\$249,124.04	\$249,000.00
DTC	M	44110	06/28/19	12/27/19	12/27/19	SEC - 44110 - DEDHAM INSTITUTION	\$247,109.64	\$247,000.00
Totals for Period:							\$20,119,783.89	\$20,278,064.78



Geneva C.U.S.D. #304


Statement Period
Dec 1, 2019 to Dec 31, 2019

FIXED INCOME INVESTMENTS

INTEREST				
Type	Holding ID	Transaction Date	Description	Interest
SEC	45166	12/02/19	SEC - 45166 - US TREASURY N/B	\$13,550.00
CD	277345-1	12/09/19	CD-277345-1 BANKUNITED NA, FL	\$14,587.19
CD	271738-1	12/11/19	CD-271738-1 FIRST CAPITAL BANK, TN	\$2,711.75
CD	271739-1	12/11/19	CD-271739-1 BREMER BANK, NA, MN	\$2,736.41
CD	271740-1	12/11/19	CD-271740-1 ORRSTOWN BANK, PA	\$2,663.53
DTC	42826	12/12/19	SEC - 42826 - UBS BANK USA	\$532.11
DTC	42820	12/16/19	SEC - 42820 - WELLS FARGO BANK NA	\$573.04
DTC	45186	12/16/19	SEC - 45186 - C3BANK NA	\$358.15
CD	271754-1	12/19/19	CD-271754-1 STATE BANK OF NEW RICHLAND, MN	\$2,818.11
CD	271755-1	12/19/19	CD-271755-1 FIRST NATIONAL BANK / THE FIRST, NA, ME	\$2,819.82
DTC	44105	12/19/19	SEC - 44105 - CATHAY BANK	\$2,910.20
DTC	44109	12/19/19	SEC - 44109 - MIZUHO BANK USA	\$2,848.28
DTC	44106	12/20/19	SEC - 44106 - IBERIABANK/LA	\$2,894.30
DTC	44113	12/20/19	SEC - 44113 - SAFRA NATIONAL BANK	\$2,910.20
CD	274049-1	12/24/19	CD-274049-1 Bank OZK (LOC), AR	\$27,456.90
CD	277652-1	12/24/19	CD-277652-1 CITIBANK NA, IL	\$3,690.66
CDR	273099-1	12/26/19	CD-273099-1 Arbor Bank, NE	\$2,640.06
CDR	273099-10	12/26/19	CD-273099-10 Provident Bank, NJ	\$2,640.06
CDR	273099-11	12/26/19	CD-273099-11 Centier Bank, IN	\$2,640.06
CDR	273099-12	12/26/19	CD-273099-12 Katahdin Trust Company, ME	\$2,640.06
CDR	273099-13	12/26/19	CD-273099-13 Broadway Federal Bank, F.S.B., CA	\$2,640.06
CDR	273099-14	12/26/19	CD-273099-14 Eclipse Bank, Inc., KY	\$2,640.06
CDR	273099-15	12/26/19	CD-273099-15 C US Bank, IA	\$2,640.06
CDR	273099-16	12/26/19	CD-273099-16 Howard Bank, MD	\$2,640.06
CDR	273099-17	12/26/19	CD-273099-17 Bank Plus, IA	\$2,640.06
CDR	273099-18	12/26/19	CD-273099-18 TexStar National Bank, TX	\$2,640.06

INTEREST				
Type	Holding ID	Transaction Date	Description	Interest
CDR	273099-19	12/26/19	CD-273099-19 First Bank of Highland Park, IL	\$2,640.06
CDR	273099-2	12/26/19	CD-273099-2 Signature Bank, NY	\$2,640.06
CDR	273099-20	12/26/19	CD-273099-20 RepublicBankAz, N.A., AZ	\$2,640.06
CDR	273099-21	12/26/19	CD-273099-21 CORNERSTONE BANK, NE	\$2,640.06
CDR	273099-22	12/26/19	CD-273099-22 Southern States Bank, AL	\$2,640.06
CDR	273099-23	12/26/19	CD-273099-23 CapStar Bank , TN	\$2,640.06
CDR	273099-24	12/26/19	CD-273099-24 Live Oak Banking Company, NC	\$2,640.06
CDR	273099-25	12/26/19	CD-273099-25 CrossFirst Bank, KS	\$2,640.06
CDR	273099-26	12/26/19	CD-273099-26 FirstBank, TN	\$2,640.06
CDR	273099-27	12/26/19	CD-273099-27 Heritage Bank National Association, MN	\$2,640.06
CDR	273099-28	12/26/19	CD-273099-28 OLD SECOND NATIONAL BANK, IL	\$2,640.06
CDR	273099-29	12/26/19	CD-273099-29 Landmark National Bank, KS	\$2,640.06
CDR	273099-3	12/26/19	CD-273099-3 First National Bank, Sallisaw, OK	\$2,640.06
CDR	273099-30	12/26/19	CD-273099-30 Fairfield National Bank, IL	\$2,640.06
CDR	273099-31	12/26/19	CD-273099-31 First State Bank, KS	\$2,640.06
CDR	273099-32	12/26/19	CD-273099-32 Peoples Bank, National Association, OH	\$2,640.06
CDR	273099-33	12/26/19	CD-273099-33 Cass Commercial Bank, MO	\$2,640.06
CDR	273099-34	12/26/19	CD-273099-34 Kentucky Bank, KY	\$2,640.06
CDR	273099-35	12/26/19	CD-273099-35 First Farmers and Merchants Bank, TN	\$2,640.06
CDR	273099-36	12/26/19	CD-273099-36 Citizens Alliance Bank, MN	\$2,640.06
CDR	273099-37	12/26/19	CD-273099-37 Mabrey Bank / Citizens Security Bank & Trust Company, OK	\$2,640.06
CDR	273099-38	12/26/19	CD-273099-38 TOWN AND COUNTRY BANK, IL	\$1,136.21
CDR	273099-39	12/26/19	CD-273099-39 Jersey Shore State Bank, PA	\$755.69
CDR	273099-4	12/26/19	CD-273099-4 Israel Discount Bank of New York, NY	\$2,640.06
CDR	273099-40	12/26/19	CD-273099-40 CENTRAL BANK OF OKLAHOMA / ONB Bank and Trust Company, OK	\$106.29
CDR	273099-5	12/26/19	CD-273099-5 TIAA, FSB, FL	\$2,640.06
CDR	273099-6	12/26/19	CD-273099-6 Merrick Bank, UT	\$2,640.06
CDR	273099-7	12/26/19	CD-273099-7 Middlesex Federal Savings, F.A., MA	\$2,640.06
CDR	273099-8	12/26/19	CD-273099-8 Landmark Bank, N.A., MO	\$2,640.06
CDR	273099-9	12/26/19	CD-273099-9 River City Bank, CA	\$2,640.06
DTC	44112	12/26/19	SEC - 44112 - CENTERSTATE BANK NA	\$470.71

INTEREST				
Type	Holding ID	Transaction Date	Description	Interest
DTC	44114	12/26/19	SEC - 44114 - FIRST STATE BK BLAKELY	\$470.71
DTC	44110	12/27/19	SEC - 44110 - DEDHAM INSTITUTION	\$2,832.72
SDA	217053	12/31/19	Savings Deposit Account - BANK OF CHINA	\$5,460.12
Totals for Period:				\$194,975.32



Geneva C.U.S.D. #304

Statement Period
Dec 1, 2019 to Dec 31, 2019

CURRENT PORTFOLIO

Type	Code	Holding ID	Trade	Settle	Maturity	Description	Cost	Rate	Face/Par	Market Value
LIQ				12/31/19		LIQ Account Balance	\$3,621,575.05	1.500%	\$3,621,575.05	\$3,621,575.05
MAX				12/31/19		MAX Account Balance	\$1,029,539.10	1.570%	\$1,029,539.10	\$1,029,539.10
SDA	6	217053-1		12/31/19		Savings Deposit Account - BANK OF CHINA	\$4,061,012.62	1.580%	\$4,061,012.62	\$4,061,012.62
CD	1	277651-1	10/02/19	10/02/19	01/08/20	CITIBANK NA	\$800,000.00	1.710%	\$803,663.13	\$800,000.00
CD	N	271726-1	06/12/19	06/12/19	01/22/20	TEXAS CAPITAL BANK	\$246,500.00	2.271%	\$249,926.11	\$246,500.00
CD	N	271727-1	06/12/19	06/12/19	01/22/20	VILLAGE BANK & TRUST - WINTRUST	\$246,500.00	2.249%	\$249,902.72	\$246,500.00
CD	N	271728-1	06/12/19	06/12/19	01/22/20	CRYSTAL LAKE B&TC, NA - WINTRUST	\$246,500.00	2.249%	\$249,902.72	\$246,500.00
CD	N	271729-1	06/12/19	06/12/19	01/22/20	STATE BANK OF THE LAKES - WINTRUST	\$246,500.00	2.249%	\$249,902.72	\$246,500.00
CD	N	271730-1	06/12/19	06/12/19	01/22/20	ST. CHARLES B&TC - WINTRUST	\$246,500.00	2.249%	\$249,902.72	\$246,500.00
CD	N	271731-1	06/12/19	06/12/19	01/22/20	HINSDALE B&TC - WINTRUST	\$246,500.00	2.249%	\$249,902.72	\$246,500.00
CD	N	271732-1	06/12/19	06/12/19	01/22/20	LANDMARK COMMUNITY BANK	\$246,600.00	2.192%	\$249,917.08	\$246,600.00
CD	N	271733-1	06/12/19	06/12/19	01/22/20	MODERN BANK, NATIONAL ASSOCIATION	\$246,600.00	2.192%	\$249,917.08	\$246,600.00
CD	N	271734-1	06/12/19	06/12/19	01/22/20	GATEWAY FIRST BANK / FARMERS EXCHANGE BANK	\$246,600.00	2.182%	\$249,901.96	\$246,600.00
CD	N	271735-1	06/12/19	06/12/19	01/22/20	MECHANICS SAVINGS BANK	\$246,700.00	2.169%	\$249,975.26	\$246,700.00
CD	N	271736-1	06/12/19	06/12/19	01/22/20	BANK 7	\$246,600.00	2.216%	\$249,953.65	\$246,600.00
CD	N	271737-1	06/12/19	06/12/19	01/22/20	TBK BANK, SSB / THE NATIONAL BANK	\$246,700.00	2.151%	\$249,957.16	\$246,700.00
CD	1	277650-1	10/02/19	10/02/19	02/05/20	BMO HARRIS BANK, NA	\$3,200,000.00	1.720%	\$3,219,000.24	\$3,200,000.00
SEC	15	29321-1	02/27/13	03/04/13	02/15/20	LEWISTON ME REF-PUBLIC IMPT-SER A (4.000%) 52850CKJ3	\$494,478.60	1.320%	\$420,000.00	\$420,000.00
CD	1	271725-1	06/12/19	06/12/19	02/19/20	Bank OZK (LOC)	\$2,000,000.00	2.230%	\$2,030,799.21	\$2,000,000.00
CD	1	277649-1	10/02/19	10/02/19	02/19/20	CITIBANK NA	\$1,100,000.00	1.640%	\$1,106,900.55	\$1,100,000.00
CD	1	277648-1	10/02/19	10/02/19	03/04/20	CITIBANK NA	\$4,100,000.00	1.650%	\$4,128,466.02	\$4,100,000.00
CD	N	260569-1	09/05/18	09/05/18	03/05/20	EAGLEBANK	\$240,800.00	2.525%	\$249,926.87	\$240,800.00
TS	10	274206-1	07/15/19	07/15/19	03/11/20	ISDLAF+ TERM SERIES	\$2,000,000.00	2.200%	\$2,028,931.51	\$2,000,000.00
DTC	N	42826-1	09/05/18	09/12/18	03/12/20	UBS BANK USA (2.600%) 90348JDN7	\$249,000.00	2.600%	\$249,000.00	\$249,476.84
CD	1	277647-1	10/02/19	10/02/19	03/18/20	CITIBANK NA	\$500,000.00	1.630%	\$503,741.29	\$500,000.00

CURRENT PORTFOLIO

Type	Code	Holding ID	Trade	Settle	Maturity	Description	Cost	Rate	Face/Par	Market Value
CD	N	276805-1	09/05/19	09/05/19	04/01/20	CIBC BANK USA / PRIVATE BANK - MI	\$247,500.00	1.751%	\$249,982.06	\$247,500.00
CDR	CDR	277606-1	10/03/19	10/03/19	04/02/20	Capitol Bank	\$246,435.78	1.810%	\$248,653.84	\$246,435.78
CDR	CDR	277606-10	10/03/19	10/03/19	04/02/20	ST. LOUIS BANK	\$246,435.78	1.810%	\$248,653.84	\$246,435.78
CDR	CDR	277606-11	10/03/19	10/03/19	04/02/20	United Community Bank	\$246,435.78	1.810%	\$248,653.84	\$246,435.78
CDR	CDR	277606-12	10/03/19	10/03/19	04/02/20	CBank	\$246,435.78	1.810%	\$248,653.84	\$246,435.78
CDR	CDR	277606-13	10/03/19	10/03/19	04/02/20	BOKF, National Association	\$246,435.78	1.810%	\$248,653.84	\$246,435.78
CDR	CDR	277606-14	10/03/19	10/03/19	04/02/20	Cornerstone National Bank & Trust Company	\$246,435.78	1.810%	\$248,653.84	\$246,435.78
CDR	CDR	277606-15	10/03/19	10/03/19	04/02/20	REVERE BANK	\$246,435.78	1.810%	\$248,653.84	\$246,435.78
CDR	CDR	277606-16	10/03/19	10/03/19	04/02/20	Northern Bank & Trust Company	\$246,435.78	1.810%	\$248,653.84	\$246,435.78
CDR	CDR	277606-17	10/03/19	10/03/19	04/02/20	Centreville Savings Bank	\$171,867.31	1.810%	\$173,414.21	\$171,867.31
CDR	CDR	277606-18	10/03/19	10/03/19	04/02/20	MutualBank	\$135,160.21	1.810%	\$136,376.67	\$135,160.21
CDR	CDR	277606-2	10/03/19	10/03/19	04/02/20	Wilson Bank and Trust	\$246,435.78	1.810%	\$248,653.84	\$246,435.78
CDR	CDR	277606-3	10/03/19	10/03/19	04/02/20	City First Bank of D.C., National Association	\$246,435.78	1.810%	\$248,653.84	\$246,435.78
CDR	CDR	277606-4	10/03/19	10/03/19	04/02/20	People's Bank of Seneca	\$246,435.78	1.810%	\$248,653.84	\$246,435.78
CDR	CDR	277606-5	10/03/19	10/03/19	04/02/20	Community Development Bank, FSB	\$246,435.78	1.810%	\$248,653.84	\$246,435.78
CDR	CDR	277606-6	10/03/19	10/03/19	04/02/20	Flagstar Bank, FSB	\$246,435.78	1.810%	\$248,653.84	\$246,435.78
CDR	CDR	277606-7	10/03/19	10/03/19	04/02/20	Great Southern Bank	\$246,435.78	1.810%	\$248,653.84	\$246,435.78
CDR	CDR	277606-8	10/03/19	10/03/19	04/02/20	ATLANTIC UNION BANK	\$246,435.78	1.810%	\$248,653.84	\$246,435.78
CDR	CDR	277606-9	10/03/19	10/03/19	04/02/20	FIRST INDEPENDENCE BANK	\$246,435.78	1.810%	\$248,653.84	\$246,435.78
DTC	N	45173-1	10/02/19	10/09/19	04/09/20	CITIZENS BANK NA/RI (1.850%) 75524KMP6	\$247,122.76	1.750%	\$247,000.00	\$247,126.96
DTC	N	45174-1	10/02/19	10/09/19	04/09/20	VALLEY NATL BK WAYNE (1.850%) 919853EU1	\$247,122.76	1.750%	\$247,000.00	\$247,126.96
DTC	N	45189-1	10/02/19	10/10/19	04/10/20	STERLING NATIONAL BANK/M (1.800%) 85942AAF6	\$247,122.79	1.700%	\$247,000.00	\$247,093.86
CD	N	277644-1	10/02/19	10/02/19	04/13/20	T BANK, NA	\$247,800.00	1.614%	\$249,926.37	\$247,800.00
CD	N	277645-1	10/02/19	10/02/19	04/13/20	PADUCAH BANK AND TRUST COMPANY	\$247,800.00	1.623%	\$249,936.96	\$247,800.00
CD	N	277646-1	10/02/19	10/02/19	04/13/20	FARMERS BANK & TRUST	\$247,800.00	1.620%	\$249,933.67	\$247,800.00
DTC	N	45168-1	10/02/19	10/11/19	04/13/20	ENTERPRISE BANK & TRUST (1.800%) 29367SJP0	\$247,136.54	1.690%	\$247,000.00	\$247,096.58
DTC	N	45184-1	10/02/19	10/15/19	04/15/20	SOUTHSIDE BANK (1.800%) 84470QKK2	\$247,122.79	1.700%	\$247,000.00	\$247,098.55
DTC	N	45186-1	10/02/19	10/16/19	04/16/20	C3BANK NA (1.750%) 22945RAD4	\$249,124.24	1.650%	\$249,000.00	\$249,067.73
DTC	N	45172-1	10/02/19	10/17/19	04/17/20	MONONA BANK (1.850%) 610092CS5	\$247,122.76	1.750%	\$247,000.00	\$247,137.33

CURRENT PORTFOLIO

Type	Code	Holding ID	Trade	Settle	Maturity	Description	Cost	Rate	Face/Par	Market Value
DTC	N	45187-1	10/02/19	10/17/19	04/17/20	MONTGOMERY BANK NA (1.800%) 613118BW7	\$247,122.79	1.700%	\$247,000.00	\$247,100.53
DTC	N	45175-1	10/02/19	10/21/19	04/21/20	STATE BANK OF INDIA (1.850%) 856285RK9	\$247,122.76	1.750%	\$247,000.00	\$247,142.52
DTC	N	45185-1	10/02/19	10/29/19	04/29/20	WESTCHESTER BANK (1.750%) 95737JBA5	\$247,122.82	1.650%	\$247,000.00	\$247,071.38
CD	1	274048-1	07/10/19	07/10/19	05/12/20	Bank OZK (LOC)	\$2,500,000.00	2.030%	\$2,542,695.53	\$2,500,000.00
CD	1	277643-1	10/02/19	10/02/19	05/12/20	CITIBANK NA	\$900,000.00	1.610%	\$908,830.36	\$900,000.00
SEC	6	45167-1	10/02/19	10/03/19	05/15/20	US TREASURY N/B (1.500%) 912828X96	\$3,181,512.50	1.630%	\$3,184,000.00	\$3,182,382.53
CD	N	269841-1	05/20/19	05/20/19	05/19/20	BANK OF CHINA	\$243,400.00	2.638%	\$249,820.51	\$243,400.00
SEC	6	45166-1	10/02/19	10/03/19	05/31/20	US TREASURY N/B (2.500%) 9128284Q0	\$1,090,055.16	1.640%	\$1,084,000.00	\$1,087,720.29
CD	N	277639-1	10/02/19	10/02/19	06/09/20	Bank OZK	\$244,600.00	1.660%	\$247,391.71	\$244,600.00
CD	N	277640-1	10/02/19	10/02/19	06/09/20	PRUDENTIAL BANK	\$244,600.00	1.660%	\$247,391.64	\$244,600.00
CD	N	277641-1	10/02/19	10/02/19	06/09/20	EUREKA HOMESTEAD	\$244,800.00	1.661%	\$247,595.76	\$244,800.00
CD	N	277642-1	10/02/19	10/02/19	06/09/20	VERITEX COMMUNITY BANK	\$244,800.00	1.661%	\$247,596.60	\$244,800.00
CD	N	271722-1	06/12/19	06/12/19	06/11/20	SERVISFIRST BANK	\$244,200.00	2.329%	\$249,872.93	\$244,200.00
CD	N	271723-1	06/12/19	06/12/19	06/11/20	ILLINOIS BANK & TRUST / ROCKFORD B&TC	\$244,300.00	2.293%	\$249,900.58	\$244,300.00
CD	N	271724-1	06/12/19	06/12/19	06/11/20	BEVERLY BANK & TRUST CO, NA- WINTRUST	\$244,300.00	2.247%	\$249,789.31	\$244,300.00
CD	C	260568-1	09/05/18	09/05/18	09/04/20	FIRST INTERNET BANK OF INDIANA	\$1,000,000.00	2.647%	\$1,053,235.54	\$1,000,000.00
DTC	N	42820-1	09/05/18	09/14/18	09/14/20	WELLS FARGO BANK NA (2.800%) 949763TU0	\$249,000.00	2.800%	\$249,000.00	\$251,009.43
DTC	N	42818-1	09/05/18	09/19/18	09/21/20	DISCOVER BANK (2.750%) 254673TS5	\$246,000.00	2.750%	\$246,000.00	\$247,942.66
CD	N	277638-1	10/02/19	10/02/19	09/30/20	CUSTOMERS BANK - LOC	\$243,700.00	1.670%	\$247,757.81	\$243,700.00
DTC	N	45169-1	10/02/19	10/09/19	10/08/20	BANK OF AMERICA NA (1.800%) 06051VM45	\$245,240.90	1.700%	\$245,000.00	\$245,273.91
CD	N	269840-1	05/20/19	05/20/19	11/10/20	SONABANK	\$240,600.00	2.538%	\$249,634.31	\$240,600.00
CD	N	271720-1	06/12/19	06/12/19	12/03/20	PACIFIC WESTERN BANK	\$241,400.00	2.316%	\$249,657.33	\$241,400.00
CD	N	271721-1	06/12/19	06/12/19	12/03/20	WESTERN ALLIANCE BANK / TORREY PINES BANK	\$241,400.00	2.328%	\$249,726.63	\$241,400.00
CD	N	276804-1	09/05/19	09/05/19	03/04/21	CFG COMMUNITY BANK	\$243,500.00	1.743%	\$249,847.05	\$243,500.00
CD	N	274047-1	07/10/19	07/10/19	07/09/21	MIDLAND STATES BANK	\$239,400.00	2.112%	\$249,556.41	\$239,400.00
DTC	N	44780-1	09/05/19	09/12/19	09/13/21	MORGAN STANLEY PVT BANK (1.800%) 61760AX95	\$247,000.00	1.800%	\$247,000.00	\$247,426.82
DTC	N	45171-1	10/02/19	10/10/19	10/12/21	MORGAN STANLEY BANK NA (1.850%) 61690ULU2	\$247,000.00	1.850%	\$247,000.00	\$247,646.40
Totals for Period:							\$47,380,156.94		\$47,703,948.88	\$47,309,568.05

Weighted Average Portfolio Yield: 1.933 %
 Weighted Average Portfolio Maturity: 110.49 Days

Portfolio Summary:

Type	Allocation (%)	Allocation (\$)	Description
LIQ	7.66%	\$3,621,575.05	Liquid Class Activity
MAX	2.18%	\$1,029,539.10	MAX Class Activity
CD	50.09%	\$23,695,500.00	Certificate of Deposit
CDR	8.98%	\$4,250,000.00	Certificate of Deposit
DTC	8.37%	\$3,961,838.46	Certificate of Deposit
SDA	8.58%	\$4,061,012.62	Savings Deposit Account
SEC	9.91%	\$4,690,102.82	Security (see applicable security code)
TS	4.23%	\$2,000,000.00	Term Series

Note: Weighted Yield & Weighted Average Portfolio Maturity are calculated using "Market Value" and are only based on the fixed rate investments (excluding SDA investments).

"Cost" is comprised of the total amount you paid for the investment including any fees and commissions.

"Rate" is the Net Yield to Maturity.

"Face/Par" is the amount received at maturity.

"Market Value" reflects the market value as reported by an independent third-party pricing service. Certificates of Deposit and Commercial Paper and other assets for which market pricing is not readily available from a third-party pricing service are listed at "Cost".

Deposit Codes:

- 1) FHLB
- 6) Promontory-BOC
- 10) Term Series
- C) Collateral
- N) Single FEIN
- CDR) CDARS Placement

Security Codes:

- 6) Treasury Note
- 15) Municipal Bond

About Your Account and Statement

Securities and municipal advisory brokerage services (investments purchased with proceeds from a municipal securities issuance), and investments cleared through our clearing firm, Pershing LLC, are offered through PMA Securities, LLC, a broker-dealer and municipal advisor registered with the SEC and MDRB, and a member of FINRA and SIPC. All other products and brokerage services are generally provided by PMA Financial Network, LLC. Thus, certificates of deposit ("CD"), savings deposit accounts ("SDA") and commercial paper ("CP") may be executed through either PMA entity, as applicable, depending on whether the investment was purchased with proceeds derived from municipal securities. PMA Securities, LLC and PMA Financial Network, LLC are operated under common ownership and are affiliated with Prudent Man Advisors, LLC.

Fixed Rate Investment Activity

This section shows all of the fixed term investments purchased and sold, maturities, interest received, and activity. This will include all CD, SDA, CP, securities and money market funds purchased through PMA Financial Network, LLC or PMA Securities, LLC as applicable. It also shows the approximate market value of each security whose price is obtained from an independent source believed to be reliable. However, PMA cannot guarantee their accuracy. This data is provided for informational purposes only. Listed values should not be interpreted as an offer to buy or sell at a specific price. CD's and CP are listed at their original cost. Redemption of a CD prior to maturity may result in early withdrawal penalties. Market values are based on the last day of the month for which this report date range is ending. If the run date of this report is prior to the end of the current month, the market values are listed as equivalent to the cost values.

ISDLAF + Activity

This section shows all of the activity in the Liquid and Max Class. The Average Rate represents the average net interest rate over the previous month which is then annualized. Income Summary represents the interest earned for the Month and Fiscal Year to Date.

Information regarding the ISDLAF+ investment objectives, risks, charges and expenses can be found in the ISDLAF+ information statement, which can be obtained at www.isdlafplus.com or by calling PMA at the phone number listed.

An investment in the Multi-Class Series or any Term Series is not a bank deposit and is not insured or guaranteed by the Federal Deposit Insurance Corporation or any other governmental or private agency. Although the Liquid Class and MAX Class of the Multi-Class Series each seeks to maintain a stable value of \$1.00 per share, it is possible to lose money by investing in the Multi-Class Series. It also is possible to lose money by investing in a Term Series, which may impose a substantial penalty for redemption prior to the full term of the Series.

Money Market Fund

The Rate shown for the money market fund represents the average net interest rate over the previous month which is then annualized. Information regarding the money market fund's investment objectives, risks, charges and expenses can be found in the money market fund's prospectus, which can be obtained by calling PMA at the phone numbers listed. The performance data featured represents past performance, which is no guarantee of future results. Investment returns will fluctuate. Current performance may be higher or lower than the performance data quoted. Please call PMA for the most recent performance figures.

The performance data featured represents past performance, which is no guarantee of future results. Investment returns will fluctuate. Current performance may be higher or lower than the performance data quoted. Please call PMA for the most recent performance figures.

Additional Disclosures

All funds, and/or securities are located and safe kept in an account under the client's name at their custodial bank. Any certificates of deposit listed are located in the client's name at the respective bank. Any money market fund shares are held directly with the money market fund. It is recommended that any oral communications be re-confirmed in writing to further protect your rights, including rights under the Securities Investor Protection Act.

Debt Securities

Some debt securities are subject to redemption prior to maturity. In the event of a partial or whole call of a security, the securities call will be automatically selected on a random basis as is customary in the securities industry. The probability that your securities will be selected is proportional to the amount of your holdings relative to the total holdings. Redemption prior to maturity could affect the yield represented. Additional information is available upon request.

A financial statement of PMA Securities, LLC is available for inspection at its office or a copy will be mailed to you upon written request.

PLEASE ADVISE PMA AND OUR CLEARING FIRM, PERSHING LLC, IMMEDIATELY OF ANY INACCURACY OR DISCREPANCY ON YOUR STATEMENT. FOR A CHANGE OF ADDRESS OR QUESTIONS REGARDING YOUR ACCOUNT, PLEASE NOTIFY YOUR PMA REPRESENTATIVE. ANY ORAL COMMUNICATIONS SHOULD BE RE-CONFIRMED IN WRITING.

How to Contact PMA

Please call (630) 657-6400 or write to us at PMA, 2135 CityGate Lane, 7th Floor, Naperville, Illinois 60563.

How to Contact Pershing, LLC

Please call (201) 413-3330 or write to Pershing, LLC, One Pershing Plaza, Jersey City, New Jersey, 07399

In accordance with FINRA Rule 2267, PMA Securities, LLC is providing the following information in the event you wish to contact FINRA. You may call (301) 590-6500 or write to FINRA at 1735 K Street NW, Washington, D.C. 20006-1500. In addition to the public disclosure number (800) 289-9999, FINRA provides an investor brochure which describes their Public Disclosure Program. Additional information is also available at www.finra.org.

This Page Intentionally Left Blank