




WELLS ROAD WAX MUSEUM PROJECT

What is Wax Museum?

It is a chance to research and “become” an influential person!



The Process

Step 1: Exploring biographies of influential people

- When exploring biographies it's important to get the right information.
- There are different sections of biographies in the library to help you find a specific person or book.




Step 2: Writing proposals about people you are interested in

- To start, you have to pick 3 people and write a proposal about each of them.
- When you are writing your proposal you will need to explain what your person achieved or what they overcame.
- You also need to explain why this person is important to you.
- Then you submit the proposals to Ms. Busbey and she will pick who you get

My Name: _____ HR: _____
Wax Museum Proposal
After your initial research, submit three people that you would do a good job representing in our 2025 Wax Museum.
Person - Achievement - Connection
Library Book Title:
Person - Achievement - Connection
Library Book Title:

Step 3: Read the biography of your person

- After finding out your assigned person, you have to read at least one of their biographies. The biography you read must be a book from the library.
- You do not take any notes while you read the biography the first time. The first time you read the biography is just to get a greater understanding of your person.



Step 4: Taking notes

- You need three reliable sources of information about your person.
- Some reliable sources you can use are Kid Rex, Scholastic Go, and Epic.
- One source must be a book from the wonderful library at Wells Road.
- You use a template to help take notes on your person.

My Name: _____ HR: _____

Famous Person: _____

Birth and death (if they have died)	Information about their family:
Where did they live?:	
What makes them Interesting?:	
describe them:	

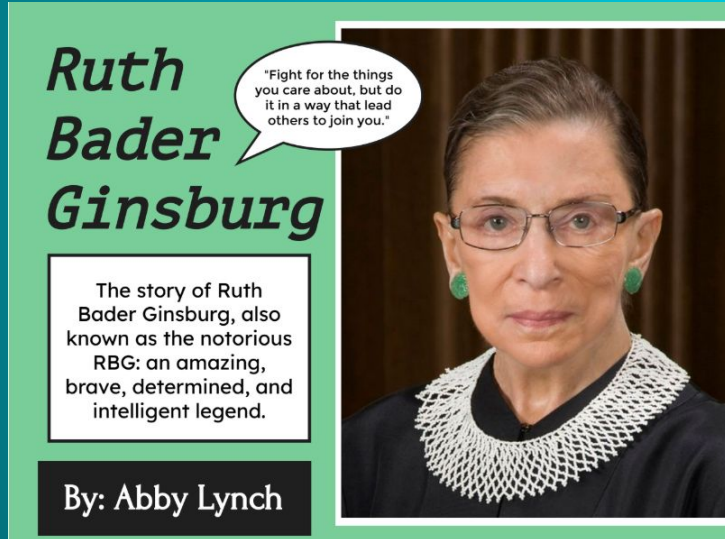


Step 5: Book Creator

Sample
Book



We become authors of digital books about our person that the whole school can read.



Step 7: Art with Mrs. Lankford

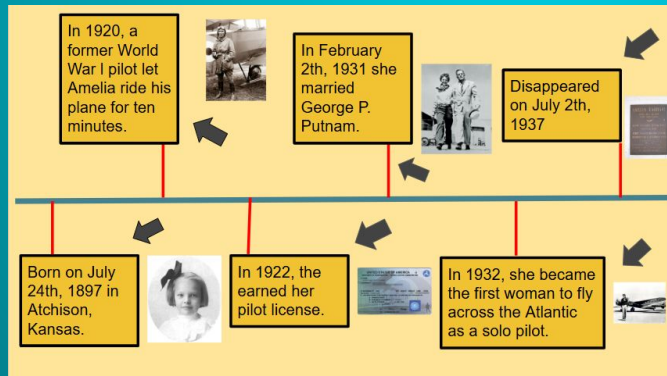

We worked with Mrs. Lankford to create a portrait of our Wax Museum person. We used mixed mediums to create our portraits. They will then get hung on our trifold.



Children working on
portrait skills in art

Step 6: Creating the pieces of the Trifold

- Biography
- Timeline
- Pictures
- Poem
- Quotes



Barack Obama

Barack,
Determined, thoughtful, brave
Enjoying basketball in his spare time,
The ability to be a responsible president,
Feeling bad about his dad,
it's hard to let go,
The cold is one thing he fears,
He cares about his family,
lucky to have one,
Dreaming about making helpful
accomplishments, Nobel Peace Prize winner
Barack Obama.



- Everett

Step 8: The Wax Museum!

We dress up in character and present our final project to the whole school plus parents. When someone pushes a button, we come alive tell them all about ourselves!



To the Granby Board of Education:

THANK YOU

for having us here tonight. We hope you enjoyed learning
about Wax Museum as much as we enjoy doing it!