

Napi Elementary Board Report  
February 2020



**Principals:**

January was jam packed with many instructional activities at Napi. Napi's Leadership Team participated in the District Leadership Team Meeting on January 8th. It was a great opportunity to see what is working at the other campuses and to also share the work that is happening at Napi to increase student achievement, attendance, and social-emotional initiatives.

January 9th and 21st, Mary Buck provided professional development on math to all teachers. Professional development focused on content knowledge. It was great to witness our teachers so willing to change into the role of the learner and work through some very tough math concepts in order to provide more effective math instruction to our students. Ms. Buck is scheduled to return for a final visit in March.

Jo Swain visited Napi on January 15th. During her site visit, both principals and Mrs. Swain visited classrooms. Both principals received professional development from Mrs. Swain on providing instructional feedback to teachers using the Danielson Framework. Our time with Mrs. Swain was very informative.

On January 16th, Napi's SLT convened and analyzed walkthrough data. We identified strengths and areas to focus on. The team also identified areas of the walkthrough that may need to be modified to provide the data we need to determine if we are making adequate growth towards meeting our CIC goals.

On January 17th, all homeroom teachers gathered student data and used it to drive collaborative discussions on how to best place students in their intervention classes for the next semester. Facilitating these discussions was a privilege and really speaks to the progress our team is making toward implementing the best practices that are identified on our school's CIC. The work was done thoroughly and all intervention classes were able to begin the following Monday.

A big thank you to the 5th grade team for hosting Family Night on January 23rd! They provided a delicious chicken dinner to all that attended. Families had four stations that they rotated through. Two were literacy based and two were math based.

January 21st, Shelly Ranaud, visited Napi. Mrs. Ranaud is a consultant that provides support to principals as part of the literacy grant. She provides a fresh perspective of next steps for principals to take to support the initiatives of the school and to support stakeholders.

January 22nd, Debby Hunsaker, visited Napi. Mrs. Hunsaker is Napi's Literacy Consultant. Our day was jam packed with many classroom walkthroughs, providing professional development to teachers, analyzing data, reviewing our CIC plan, and meeting with Enhancement Teachers. Mrs. Hunsaker will visit Napi again in February.

Second quarter award assemblies were held on January 28th and January 30th. There were 407 students recognized for Good Behavior. Seventy-two students were recognized for Good Attendance. There were 35 students recognized for Perfect Attendance. There were 64 students recognized for 4.0 GPA. There were 239 students recognized for a 3.0 or higher GPA. We thank the teachers, students, and parents for working together to ensure our students experience success and are recognized for their accomplishments! All students received an afternoon of fun activities to celebrate their success! Students were surveyed and the activities were organized by the Principals, Specialists, TAs, and Homeroom Teachers! Thank you to Mr. Andreas for providing the following pictures of the 6th Grade Award assembly!



2nd Quarter MBI Classroom Award--Mrs. Butterfly



6th Students with Top ISIP Scores!



6th Students with Top STAR Math Scores!



6th Grade Student of the Quarter Awardees!



6th Grade Perfect Attendance Awardees!



6th Grade 4.0 GPA Awardees!



6th Grade Good Attendance Awardees!



6th Grade Honor Roll Awardees!




6th Grade Good Behavior Awardees!



The 6th Grade Team organized a Snowshoeing field trip for their students, which took place from January 27th to 29th. We thank Mr. Burdeau for assisting on all field trips as one chaperone per 11 students was required. Students received a science lesson on ecology and weather during their outing.



The 5th Grade Team organized a skiing trip for their grade level that was to take place on January 15th. Due to unforeseen circumstances, the trip was canceled. However, to ensure our students weren't too disappointed they scheduled a fun sledding trip in East Glacier!



I'd like to acknowledge Ms. Racine for organizing and facilitating the completion of WIDA testing. She did such a phenomenal job, that extra assistance from the district was not needed, which allowed district testers to provide support at the other elementary campuses. Napi tested 179 students and completed 716 WIDA assessments by the January 24th deadline.

To ensure evaluation deadlines are met, both principals have begun their second evaluation cycles with all staff. Non-Tenure evaluations are due at the end of February and tenure will be due by March 15th.

**MBI---Ms. Racine**

Napi's MBI Committee has reorganized our action plan based on student and staff surveys. One of the areas we really have focused on is the climate of our school. Our data indicated that we need to tighten safety procedures to ensure students feel safe. The second area that scored high was providing incentives of the students choosing. We have implemented student input into our daily, weekly, monthly, and quarterly incentives. We meet monthly to monitor and update our action plans.

Safety Plans have been implemented at Napi. Safety plans identify individual plans for students that have had multiple interventions or an extreme incident for bullying, intimidating, and fighting. The safety plan is enforced to keep all students at Napi safe and also to provide support for the student that is on the plan. Safety plans are created collaboratively and communicated to the student, parents, counselors, and principals. Typically, safety plans will last up to 4-6 weeks depending on the student's motivation to accept accountability for their actions.

### **State Testing--Ms. Racine**

I had the privilege to attend the OPI Assessment and Data conference in Helena on January 13th and 14th. As Napi's Testing Coordinator, I gained an abundance of knowledge to help our students and staff be successful when it comes to testing. Testing regulations change yearly, so as the testing coordinator you have to be aware of the changes, testing windows, and all accommodations. This work is very time consuming, but it is imperative that we make sure to meet all testing regulations. My biggest take-away from the conference was that Napi was noticed by OPI for their dedication to the SBAC Interims and using the data to drive our instruction. The interims are predictors of how our students will perform on the SBAC. Our teachers have been diligent on taking the interims and using the data to adjust instruction in the classroom this year. Interim assessments have ten questions and are conducted weekly as a formal assessment. Ms. Adriane Tailfeathers was given a 'shout out' at the conference for her scores being comparable to the states on certain interim assessments.

**Instructional Coaches:** Wow, we can't believe it's already February. In January we were able to use our PDSA data along with our program documents to adjust our intervention for 3rd quarter by either moving students up or down depending on teacher input. It is exciting to report that the 6th grade now has 3 classes of enhancement classes doing literature circles and novel studies. 90% or better of students were assessed this benchmark period. 4th grade assessed 93%, and 5th & 6th grade assessed 97% of their students. The data shows growth in the overall scores in Tier 1 for 6th grade, according to ISIP.

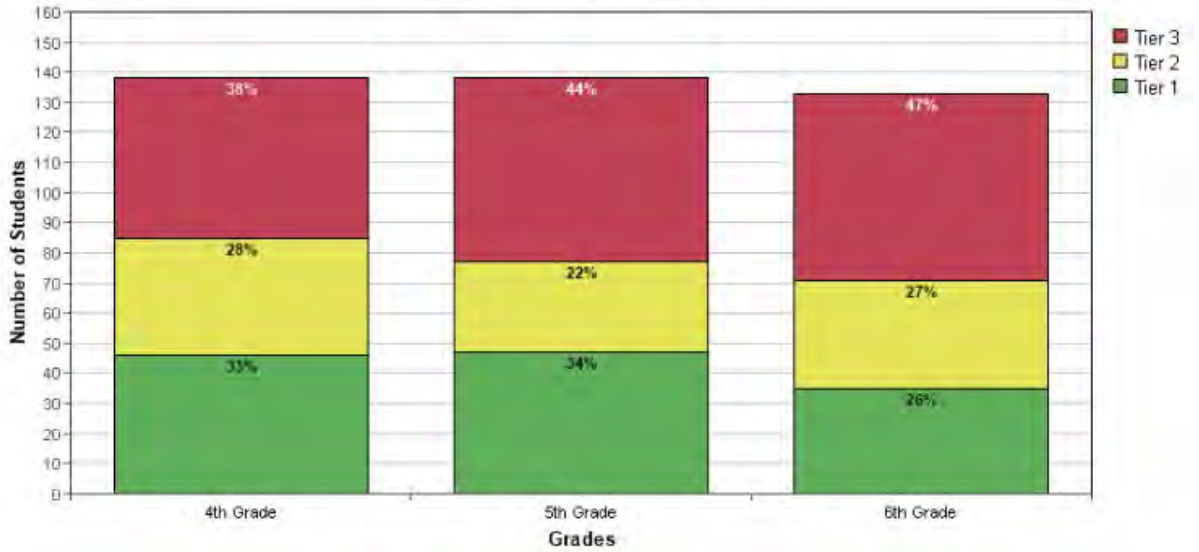
# Summary

[Edit Report](#) [Save Report](#) [Export Data](#)

## ISIP™ Early Reading results for Napi Elementary School

at Browning Public Schools - 2019/2020 School Year

### All Grades - September 2019



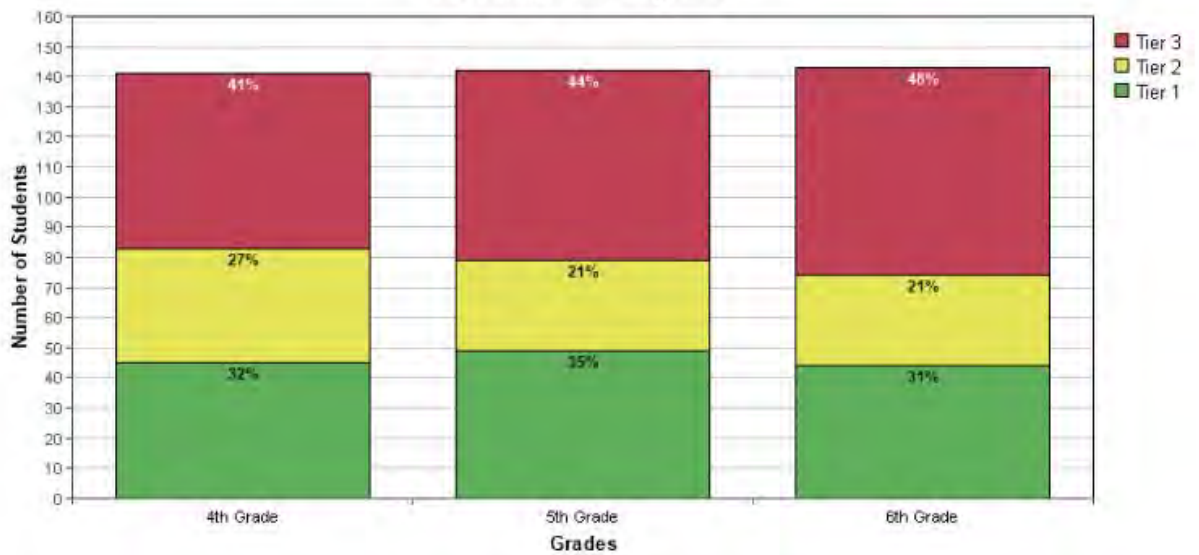
# Summary

[Edit Report](#) [Save Report](#) [Export Data](#)

## ISIP™ Early Reading results for Napi Elementary School

at Browning Public Schools - 2019/2020 School Year

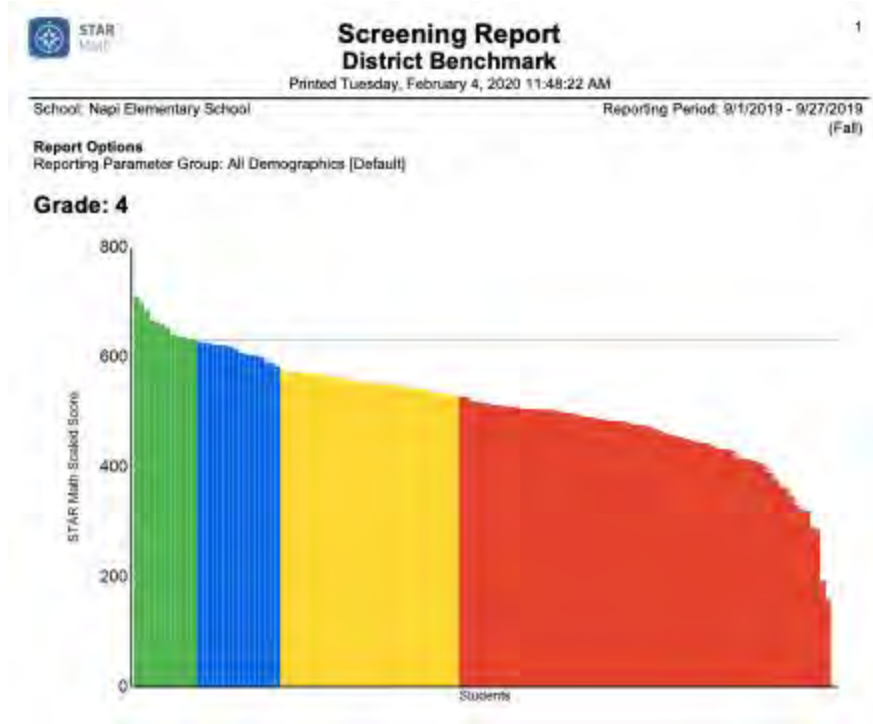
### All Grades - January 2020



In STAR Math, the overall growth from Fall to Winter benchmark is more obvious. In the fourth grade, an overall growth of 4% in Tier 1 students, while in 5th grade, there was an increase of

1% in Tier 1 students. In 6th grade, there was a 2% overall increase in Tier 1 students. Although growth may seem small at the moment, we attribute it to our first year in utilizing the math workshop model in guided math instruction. We have also continued to use the SBAC Math interim assessments to measure progress along the way following our math pacing guide.

4th Grade Fall-Winter comparisons:







# Screening Report District Benchmark

1

Printed Tuesday, February 4, 2020 11:42:27 AM

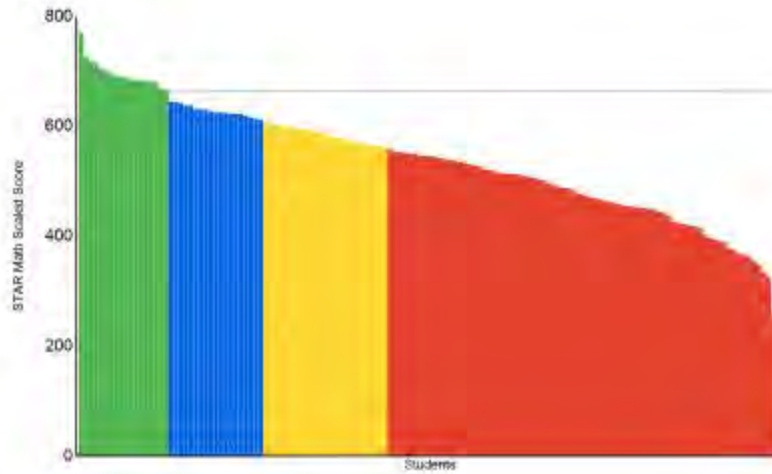
School: Napi Elementary School

Reporting Period: 1/1/2020 - 1/31/2020  
(Winter)

## Report Options

Reporting Parameter Group: All Demographics (Default)

### Grade: 4



5th Grade Fall-Winter comparisons:



# Screening Report District Benchmark

1

Printed Tuesday, February 4, 2020 11:50:15 AM

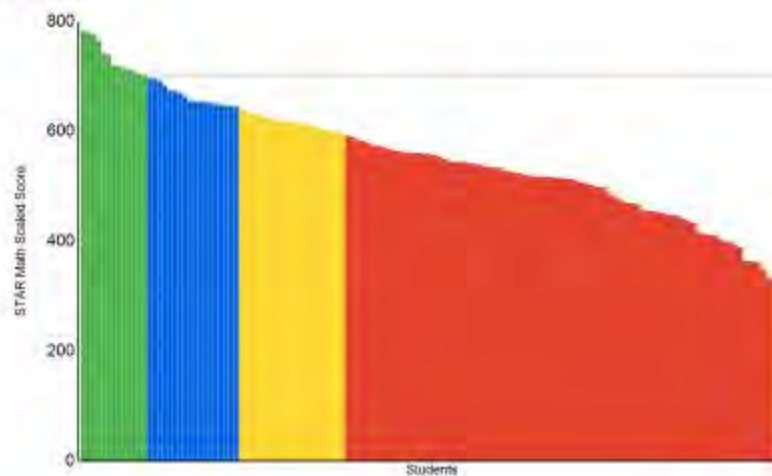
School: Napi Elementary School

Reporting Period: 9/1/2019 - 9/27/2019  
(Fall)

## Report Options

Reporting Parameter Group: All Demographics (Default)

### Grade: 5





# Screening Report District Benchmark

1

Printed Tuesday, February 4, 2020 11:50:50 AM

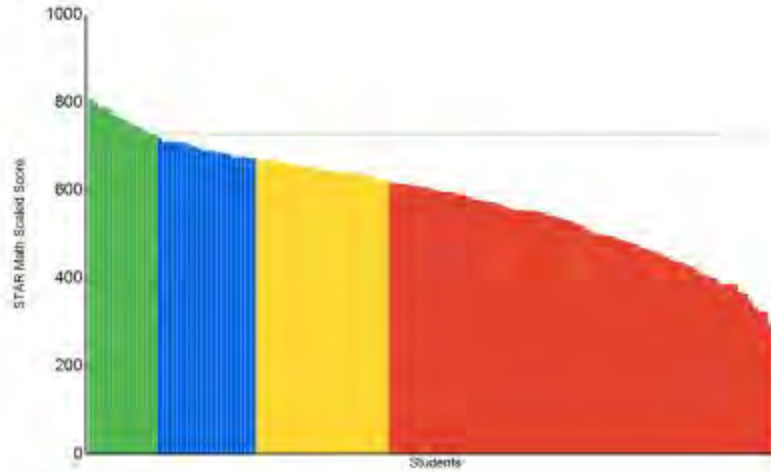
School: Napi Elementary School

Reporting Period: 1/1/2020 - 1/31/2020  
(Winter)

## Report Options

Reporting Parameter Group: All Demographics [Default]

### Grade: 5



6th Grade Fall-Winter comparisons:



# Screening Report District Benchmark

1

Printed Tuesday, February 4, 2020 11:52:51 AM

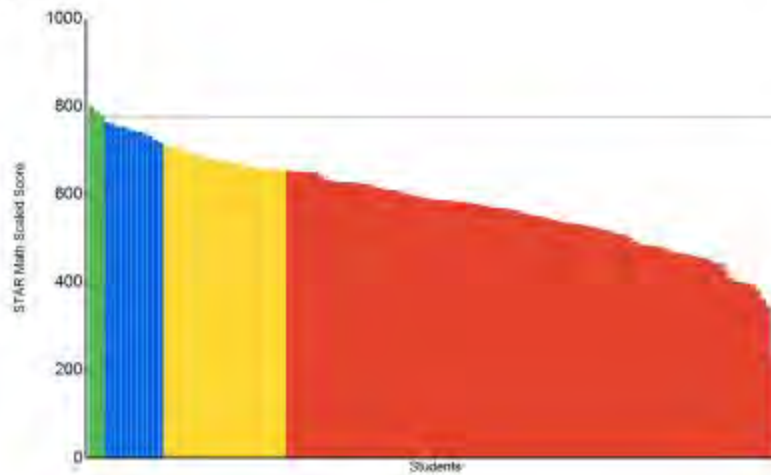
School: Napi Elementary School

Reporting Period: 9/1/2019 - 9/27/2019  
(Fall)

## Report Options

Reporting Parameter Group: All Demographics [Default]

### Grade: 6





# Screening Report District Benchmark

Printed Tuesday, February 4, 2020 11:52:15 AM

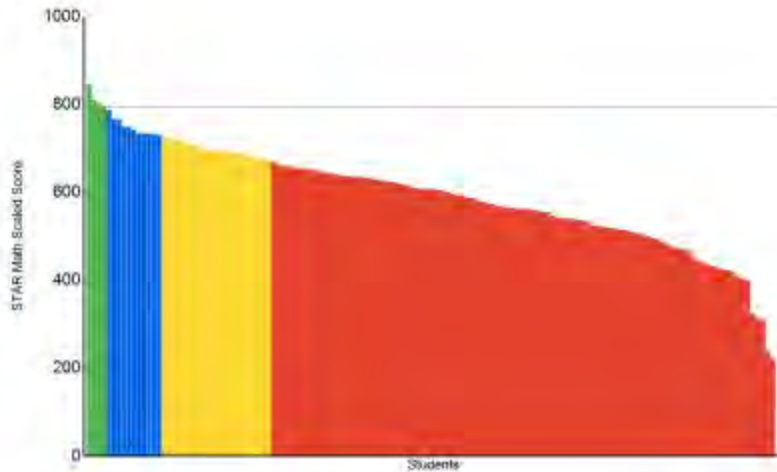
School: Napi Elementary School

Reporting Period: 1/1/2020 - 1/31/2020  
(Winter)

### Report Options

Reporting Parameter Group: All Demographics [Default]

### Grade: 6



**Counselors:** Hard to believe it is February. Things are going pretty well providing Tier I-III social emotional, career and personal/crisis counseling at Napi Elementary. The counselors have just begun Unit 2 on controlling strong emotions using the Second Step Curriculum. The Spookinaapi Project has also begun to provide drug and alcohol prevention programming to all students as a component of the health enhancement curriculum and continue to provide tier I services to targeted students.

Counselors continue to ensure that students identified as McKinnie Vento (homeless) eligible received food to take home and showers, clothing and hygiene products as needed.

### January Attendance Report (Ms. Flammand & Mrs. BirdRattler)

Perfect Attendance---74
Monthly Attendance for Grade Levels---4th-83.41%, 5th-80.50%, 6th-79.69% Total-81.17%
Home Visits--5
10 Day Drop Students-- 1 drop Court Referred Cases---0

Certified Staff Attendance--- 88%
Classified Staff Attendance--- 82%
Staff Perfect Attendance--5

**Ms. Racine**

Monthly Referral Count 25	4th--8 5th--6 6th--11 Total--25
Referral Incidents	2200 Insubordination--3 1800 Harassment(nonsexual)--6 5555 Lunch Detention--3 1700 Fighting(mutual)--4 1500 Disorderly Conduct--3 3200 Threat/Intimidation--5 3500 Vandalism--1
Referral Location	Classroom--10 Playground--3 Cafeteria--1 Locker Room/Restroom--5 School Bus Line-Up--3 Hallway/Stairs--3
OSS Students	0 Students OSS for extreme behavior
Home Visits	16---January