



ISDLAF+ Monthly Statement

Statement for the Account of:
Geneva C.U.S.D. #304

(10385-116) GENERAL FUND

Statement Period
May 1, 2019 to May 31, 2019

ACTIVITY SUMMARY

INVESTMENT POOL SUMMARY

	LIQ	MAX
Beginning Balance	\$3,040.20	\$2,562,237.28
Dividends	\$1,345.47	\$3,081.67
Credits	\$7,739,499.00	\$1,090,923.45
Checks Paid	\$0.00	\$0.00
Other Debits	(\$7,738,664.39)	(\$3,000,000.00)
Ending Balance	\$7,220.28	\$656,242.40
Average Monthly Rate	2.20%	2.24%

PLEASE NOTE: THE FUND WILL BE CLOSED JULY 4TH
IN OBSERVANCE OF THE INDEPENDENCE DAY
HOLIDAY

TOTAL LIQ AND MAX		\$663,462.68
--------------------------	--	---------------------

TOTAL FIXED INCOME		\$16,720,102.46
---------------------------	--	------------------------

ACCOUNT TOTAL		\$17,383,565.14
----------------------	--	------------------------

Geneva C.U.S.D. #304
Dean Romano
227 N. FOURTH ST.
GENEVA, IL 60134



Geneva C.U.S.D. #304

Statement Period

May 1, 2019 to May 31, 2019

TRANSACTION ACTIVITY

BEGINNING BALANCE								\$3,040.20
LIQUID CLASS ACTIVITY								
Transaction	Trade Date	Settle Date	Description	Redemption/Debit	Purchase/Credit	Share Price	Shares this Transaction	
2747661	05/01/19	05/01/19	Fund Purchase from FRI Maturity CD-262147-1 FIRST MID-ILLINOIS BANK & TRUST, IL		\$246,600.00	\$1.00	246,600.000	
2747662	05/01/19	05/01/19	Fund Purchase from FRI Maturity CD-262148-1 BANK OF CHINA, NY		\$246,600.00	\$1.00	246,600.000	
2747663	05/01/19	05/01/19	Fund Purchase from FRI Maturity CD-262149-1 WEST POINTE BANK, WI		\$246,600.00	\$1.00	246,600.000	
2747664	05/01/19	05/01/19	Fund Purchase from FRI Maturity CD-262150-1 CORNERSTONE BANK - YORK NEBRASKA, NE		\$246,600.00	\$1.00	246,600.000	
2747665	05/01/19	05/01/19	Fund Purchase from FRI Maturity CD-262151-1 PRIME ALLIANCE BANK, UT		\$246,600.00	\$1.00	246,600.000	
2747711	05/01/19	05/01/19	Fund Purchase from FRI Interest CD-262147-1 FIRST MID-ILLINOIS BANK & TRUST, IL		\$3,306.15	\$1.00	3,306.150	
2747712	05/01/19	05/01/19	Fund Purchase from FRI Interest CD-262148-1 BANK OF CHINA, NY		\$3,314.47	\$1.00	3,314.470	
2747713	05/01/19	05/01/19	Fund Purchase from FRI Interest CD-262149-1 WEST POINTE BANK, WI		\$3,305.80	\$1.00	3,305.800	
2747714	05/01/19	05/01/19	Fund Purchase from FRI Interest CD-262150-1 CORNERSTONE BANK - YORK NEBRASKA, NE		\$3,308.63	\$1.00	3,308.630	
2747715	05/01/19	05/01/19	Fund Purchase from FRI Interest CD-262151-1 PRIME ALLIANCE BANK, UT		\$3,305.80	\$1.00	3,305.800	
2753967	05/13/19	05/13/19	Fund Purchase from FRI Interest SEC - 42826 - UBS BANK USA		\$532.11	\$1.00	532.110	
2754615	05/14/19	05/14/19	Fund Purchase from FRI Maturity CD-255354-1 MAINSTREET BANK, VA		\$244,900.00	\$1.00	244,900.000	
2754616	05/14/19	05/14/19	Fund Purchase from FRI Maturity CD-255355-1 MISSION NATIONAL BANK, CA		\$244,900.00	\$1.00	244,900.000	
2754617	05/14/19	05/14/19	Fund Purchase from FRI Maturity CD-255356-1 UNITY BANK, NJ		\$244,900.00	\$1.00	244,900.000	

Questions? Please call 630 657 6400


(10385-116) GENERAL FUND | Page 2 of 12

LIQUID CLASS ACTIVITY

Transaction	Trade Date	Settle Date	Description	Redemption/Debit	Purchase/Credit	Share Price	Shares this Transaction
2754618	05/14/19	05/14/19	Fund Purchase from FRI Maturity CD-255357-1 FIRST BANK OF OHIO, OH		\$244,900.00	\$1.00	244,900.000
2754619	05/14/19	05/14/19	Fund Purchase from FRI Maturity CD-255358-1 FIRST CAPITAL BANK, TN		\$244,900.00	\$1.00	244,900.000
2754620	05/14/19	05/14/19	Fund Purchase from FRI Maturity CD-255359-1 FRANKLIN SYNERGY BANK, TN		\$244,900.00	\$1.00	244,900.000
2754621	05/14/19	05/14/19	Fund Purchase from FRI Maturity CD-255360-1 CIBC BANK USA / PRIVATE BANK - MI, MI		\$244,900.00	\$1.00	244,900.000
2754622	05/14/19	05/14/19	Fund Purchase from FRI Maturity CD-255361-1 BEVERLY BANK & TRUST CO, NA- WINTRUST, IL		\$244,900.00	\$1.00	244,900.000
2754623	05/14/19	05/14/19	Fund Purchase from FRI Maturity CD-255362-1 LAKE FOREST B&T CO. N.A. - WINTRUST, IL		\$244,900.00	\$1.00	244,900.000
2754624	05/14/19	05/14/19	Fund Purchase from FRI Maturity CD-255363-1 WINTRUST BANK, IL		\$244,900.00	\$1.00	244,900.000
2754625	05/14/19	05/14/19	Fund Purchase from FRI Maturity CD-255364-1 TOWN BANK - WINTRUST, WI		\$244,900.00	\$1.00	244,900.000
2754626	05/14/19	05/14/19	Fund Purchase from FRI Maturity CD-255365-1 OLD PLANK TRAIL COMMUNITY BANK NA - WINTRUST, IL		\$244,900.00	\$1.00	244,900.000
2754706	05/14/19	05/14/19	Fund Purchase from FRI Interest CD-255354-1 MAINSTREET BANK, VA		\$5,023.04	\$1.00	5,023.040
2754707	05/14/19	05/14/19	Fund Purchase from FRI Interest CD-255355-1 MISSION NATIONAL BANK, CA		\$5,012.40	\$1.00	5,012.400
2754708	05/14/19	05/14/19	Fund Purchase from FRI Interest CD-255356-1 UNITY BANK, NJ		\$5,029.26	\$1.00	5,029.260
2754709	05/14/19	05/14/19	Fund Purchase from FRI Interest CD-255357-1 FIRST BANK OF OHIO, OH		\$5,013.53	\$1.00	5,013.530
2754710	05/14/19	05/14/19	Fund Purchase from FRI Interest CD-255358-1 FIRST CAPITAL BANK, TN		\$5,012.40	\$1.00	5,012.400
2754711	05/14/19	05/14/19	Fund Purchase from FRI Interest CD-255359-1 FRANKLIN SYNERGY BANK, TN		\$5,012.41	\$1.00	5,012.410
2754712	05/14/19	05/14/19	Fund Purchase from FRI Interest CD-255360-1 CIBC BANK USA / PRIVATE BANK - MI, MI		\$5,013.15	\$1.00	5,013.150
2754713	05/14/19	05/14/19	Fund Purchase from FRI Interest CD-255361-1 BEVERLY BANK & TRUST CO, NA- WINTRUST, IL		\$5,012.40	\$1.00	5,012.400

LIQUID CLASS ACTIVITY

Transaction	Trade Date	Settle Date	Description	Redemption/Debit	Purchase/Credit	Share Price	Shares this Transaction
2754714	05/14/19	05/14/19	Fund Purchase from FRI Interest CD-255362-1 LAKE FOREST B&T CO. N.A. - WINTRUST, IL		\$5,012.40	\$1.00	5,012.400
2754715	05/14/19	05/14/19	Fund Purchase from FRI Interest CD-255363-1 WINTRUST BANK, IL		\$5,012.40	\$1.00	5,012.400
2754716	05/14/19	05/14/19	Fund Purchase from FRI Interest CD-255364-1 TOWN BANK - WINTRUST, WI		\$5,012.40	\$1.00	5,012.400
2754717	05/14/19	05/14/19	Fund Purchase from FRI Interest CD-255365-1 OLD PLANK TRAIL COMMUNITY BANK NA - WINTRUST, IL		\$5,012.40	\$1.00	5,012.400
2754816	05/14/19	05/14/19	Fund Purchase from FRI Interest SEC - 42820 - WELLS FARGO BANK NA		\$573.04	\$1.00	573.040
2757100	05/15/19	05/15/19	Phone Wire Redemption	(\$2,600,000.00)		\$1.00	(2,600,000.000)
2757316	05/16/19	05/16/19	Phone Redemption for FRI	(\$4,652,664.39)		\$1.00	(4,652,664.390)
2757318	05/16/19	05/16/19	Phone Exchange Purchase		\$3,000,000.00	\$1.00	3,000,000.000
2758458	05/20/19	05/20/19	Fund Purchase from FRI Maturity CD-224342-1 BANK OF THE WEST, CA		\$230,600.00	\$1.00	230,600.000
2758459	05/20/19	05/20/19	Fund Purchase from FRI Maturity CD-224343-1 ALLIANT CREDIT UNION, IL		\$242,400.00	\$1.00	242,400.000
2758494	05/20/19	05/20/19	Fund Purchase from FRI Interest CD-224342-1 BANK OF THE WEST, CA		\$9,501.71	\$1.00	9,501.710
2758495	05/20/19	05/20/19	Fund Purchase from FRI Interest CD-224343-1 ALLIANT CREDIT UNION, IL		\$7,373.10	\$1.00	7,373.100
2759046	05/20/19	05/20/19	Phone Redemption for FRI	(\$484,000.00)		\$1.00	(484,000.000)
2766127	05/31/19	05/31/19	Dividend Reinvest		\$1,345.47	\$1.00	1,345.470
TOTALS FOR PERIOD				(\$7,736,664.39)	\$7,740,844.47		4,180.080
ENDING BALANCE							\$7,220.28




Geneva C.U.S.D. #304

Statement Period

May 1, 2019 to May 31, 2019

TRANSACTION ACTIVITY

BEGINNING BALANCE							\$2,562,237.28
MAX CLASS ACTIVITY							
Transaction	Trade Date	Settle Date	Description	Redemption/Debit	Purchase/Credit	Share Price	Shares this Transaction
2756414	05/15/19	05/15/19	Harris Local Funds Purchase County Tax Payment		\$1,090,923.45	\$1.00	1,090,923.450
2757317	05/16/19	05/16/19	Phone Exchange Redemption	(\$3,000,000.00)		\$1.00	(3,000,000.000)
2766718	05/31/19	05/31/19	Dividend Reinvest		\$3,081.67	\$1.00	3,081.670
TOTALS FOR PERIOD				(\$3,000,000.00)	\$1,094,005.12		(1,905,994.860)
ENDING BALANCE							\$656,242.40



Geneva C.U.S.D. #304

SDA / MMA TRANSACTION ACTIVITY

Statement Period
May 1, 2019 to May 31, 2019

BANK OF CHINA			BEGINNING BALANCE			\$7,763,458.29
Transaction	Date		Deposits	Withdrawals	Interest / Adjust	Balance
205454	05/16/19	Deposit	\$4,652,664.39			\$12,416,122.68
206010	05/31/19	Interest			\$19,894.58	\$12,436,017.26
TOTALS FOR PERIOD			\$4,652,664.39	\$0.00	\$19,894.58	
ENDING BALANCE						\$12,436,017.26




Geneva C.U.S.D. #304

FIXED INCOME INVESTMENTS

Statement Period
May 1, 2019 to May 31, 2019

PURCHASES

Type	Holding ID	Trade	Settle	Maturity	Description	Cost	Rate	Face/Par
CD	289840-1	05/20/19	05/20/19	11/10/20	SONABANK	\$240,600.00	2.538%	\$249,634.31
CD	289841-1	05/20/19	05/20/19	05/19/20	BANK OF CHINA	\$243,400.00	2.638%	\$249,820.51
Totals for Period:						\$484,000.00		\$499,454.82



Geneva C.U.S.D. #304


Statement Period

May 1, 2019 to May 31, 2019

FIXED INCOME INVESTMENTS

MATURITIES

Type	M	Holding ID	Settle Date	Transaction Date	Maturity Date	Description	Cost	Face/Par
CD	M	262147-1	10/03/18	05/01/19	05/01/19	CD-262147-1 FIRST MID-ILLINOIS BANK & TRUST, IL	\$246,600.00	\$249,906.15
CD	M	262148-1	10/03/18	05/01/19	05/01/19	CD-262148-1 BANK OF CHINA, NY	\$246,600.00	\$249,914.47
CD	M	262149-1	10/03/18	05/01/19	05/01/19	CD-262149-1 WEST POINTE BANK, WI	\$246,600.00	\$249,905.80
CD	M	262150-1	10/03/18	05/01/19	05/01/19	CD-262150-1 CORNERSTONE BANK - YORK NEBRASKA, NE	\$246,600.00	\$249,908.63
CD	M	262151-1	10/03/18	05/01/19	05/01/19	CD-262151-1 PRIME ALLIANCE BANK, UT	\$246,600.00	\$249,905.80
CD	M	255354-1	06/13/18	05/14/19	05/14/19	CD-255354-1 MAINSTREET BANK, VA	\$244,900.00	\$249,923.04
CD	M	255355-1	06/13/18	05/14/19	05/14/19	CD-255355-1 MISSION NATIONAL BANK, CA	\$244,900.00	\$249,912.40
CD	M	255356-1	06/13/18	05/14/19	05/14/19	CD-255356-1 UNITY BANK, NJ	\$244,900.00	\$249,929.26
CD	M	255357-1	06/13/18	05/14/19	05/14/19	CD-255357-1 FIRST BANK OF OHIO, OH	\$244,900.00	\$249,913.53
CD	M	255358-1	06/13/18	05/14/19	05/14/19	CD-255358-1 FIRST CAPITAL BANK, TN	\$244,900.00	\$249,912.40
CD	M	255359-1	06/13/18	05/14/19	05/14/19	CD-255359-1 FRANKLIN SYNERGY BANK, TN	\$244,900.00	\$249,912.41
CD	M	255360-1	06/13/18	05/14/19	05/14/19	CD-255360-1 CIBC BANK USA / PRIVATE BANK - MI, MI	\$244,900.00	\$249,913.15
CD	M	255361-1	06/13/18	05/14/19	05/14/19	CD-255361-1 BEVERLY BANK & TRUST CO, NA- WINTRUST, IL	\$244,900.00	\$249,912.40
CD	M	255362-1	06/13/18	05/14/19	05/14/19	CD-255362-1 LAKE FOREST B&T CO. N.A. - WINTRUST, IL	\$244,900.00	\$249,912.40
CD	M	255363-1	06/13/18	05/14/19	05/14/19	CD-255363-1 WINTRUST BANK, IL	\$244,900.00	\$249,912.40
CD	M	255364-1	06/13/18	05/14/19	05/14/19	CD-255364-1 TOWN BANK - WINTRUST, WI	\$244,900.00	\$249,912.40
CD	M	255365-1	06/13/18	05/14/19	05/14/19	CD-255365-1 OLD PLANK TRAIL COMMUNITY BANK NA - WINTRUST, IL	\$244,900.00	\$249,912.40
CD	M	224342-1	05/19/16	05/20/19	05/20/19	CD-224342-1 BANK OF THE WEST, CA	\$230,600.00	\$240,101.71
CD	M	224343-1	05/19/16	05/20/19	05/20/19	CD-224343-1 ALLIANT CREDIT UNION, IL	\$242,400.00	\$249,773.10
Totals for Period:							\$4,644,800.00	\$4,738,393.85



Geneva C.U.S.D. #304

Statement Period

May 1, 2019 to May 31, 2019

FIXED INCOME INVESTMENTS

INTEREST				
Type	Holding ID	Transaction Date	Description	Interest
CD	262147-1	05/01/19	CD-262147-1 FIRST MID-ILLINOIS BANK & TRUST, IL	\$3,306.15
CD	262148-1	05/01/19	CD-262148-1 BANK OF CHINA, NY	\$3,314.47
CD	262149-1	05/01/19	CD-262149-1 WEST POINTE BANK, WI	\$3,305.80
CD	262150-1	05/01/19	CD-262150-1 CORNERSTONE BANK - YORK NEBRASKA, NE	\$3,308.63
CD	262151-1	05/01/19	CD-262151-1 PRIME ALLIANCE BANK, UT	\$3,305.80
DTC	42826	05/13/19	SEC - 42826 - UBS BANK USA	\$532.11
CD	255354-1	05/14/19	CD-255354-1 MAINSTREET BANK, VA	\$5,023.04
CD	255355-1	05/14/19	CD-255355-1 MISSION NATIONAL BANK, CA	\$5,012.40
CD	255356-1	05/14/19	CD-255356-1 UNITY BANK, NJ	\$5,029.26
CD	255357-1	05/14/19	CD-255357-1 FIRST BANK OF OHIO, OH	\$5,013.53
CD	255358-1	05/14/19	CD-255358-1 FIRST CAPITAL BANK, TN	\$5,012.40
CD	255359-1	05/14/19	CD-255359-1 FRANKLIN SYNERGY BANK, TN	\$5,012.41
CD	255360-1	05/14/19	CD-255360-1 CIBC BANK USA / PRIVATE BANK - MI, MI	\$5,013.15
CD	255361-1	05/14/19	CD-255361-1 BEVERLY BANK & TRUST CO, NA- WINTRUST, IL	\$5,012.40
CD	255362-1	05/14/19	CD-255362-1 LAKE FOREST B&T CO. N.A. - WINTRUST, IL	\$5,012.40
CD	255363-1	05/14/19	CD-255363-1 WINTRUST BANK, IL	\$5,012.40
CD	255364-1	05/14/19	CD-255364-1 TOWN BANK - WINTRUST, WI	\$5,012.40
CD	255365-1	05/14/19	CD-255365-1 OLD PLANK TRAIL COMMUNITY BANK NA - WINTRUST, IL	\$5,012.40
DTC	42820	05/14/19	SEC - 42820 - WELLS FARGO BANK NA	\$573.04
CD	224342-1	05/20/19	CD-224342-1 BANK OF THE WEST, CA	\$9,501.71
CD	224343-1	05/20/19	CD-224343-1 ALLIANT CREDIT UNION, IL	\$7,373.10
SDA	206010	05/31/19	Savings Deposit Account - BANK OF CHINA	\$19,894.58
Totals for Period:				\$114,593.58



Geneva C.U.S.D. #304

Statement Period
May 1, 2019 to May 31, 2019

CURRENT PORTFOLIO

Type	Code	Holder ID	Trade	Settle	Maturity	Description	Cost	Rate	Face/Par	Market Value
LIQ				05/31/19		LIQ Account Balance	\$7,220.28	2.200%	\$7,220.28	\$7,220.28
MAX				05/31/19		MAX Account Balance	\$656,242.40	2.240%	\$656,242.40	\$656,242.40
SDA	6	206010-1		05/31/19		Savings Deposit Account - BANK OF CHINA	\$12,436,017.26	2.300%	\$12,436,017.28	\$12,436,017.26
CD	N	260570-1	09/05/18	09/05/18	09/05/19	CFG COMMUNITY BANK	\$244,100.00	2.393%	\$249,940.10	\$244,100.00
CD	N	260571-1	09/05/18	09/05/18	09/05/19	FIRST INTERNET BANK OF INDIANA	\$244,100.00	2.390%	\$249,933.04	\$244,100.00
SEC	15	29317-1	02/27/13	03/01/13	10/15/19	BALTIMORE MD REF-CONSOL PUBLIC IMPT-SER B (5.000%) 059189RF9	\$832,606.60	1.050%	\$665,000.00	\$673,817.90
SEC	15	29321-1	02/27/13	03/04/13	02/15/20	LEWISTON ME REF-PUBLIC IMPT-SER A (4.000%) 52850CKJ3	\$494,478.60	1.320%	\$420,000.00	\$427,396.20
CD	N	260569-1	09/05/18	09/05/18	03/05/20	EAGLEBANK	\$240,800.00	2.525%	\$249,926.87	\$240,800.00
DTC	N	42826-1	09/05/18	09/12/18	03/12/20	UBS BANK USA (2.600%) 90348JDN7	\$249,000.00	2.600%	\$249,000.00	\$249,319.47
CD	N	269841-1	05/20/19	05/20/19	05/19/20	BANK OF CHINA	\$243,400.00	2.638%	\$249,820.51	\$243,400.00
CD	C	260568-1	09/05/18	09/05/18	09/04/20	FIRST INTERNET BANK OF INDIANA	\$1,000,000.00	2.647%	\$1,053,235.54	\$1,000,000.00
DTC	N	42820-1	09/05/18	09/14/18	09/14/20	WELLS FARGO BANK NA (2.800%) 949763TU0	\$249,000.00	2.800%	\$249,000.00	\$250,054.02
DTC	N	42818-1	09/05/18	09/19/18	09/21/20	DISCOVER BANK (2.750%) 254673TS5	\$246,000.00	2.750%	\$246,000.00	\$246,890.03
CD	N	269840-1	05/20/19	05/20/19	11/10/20	SONABANK	\$240,600.00	2.538%	\$249,634.31	\$240,600.00

Totals for Period: **\$17,383,565.14** **\$17,230,970.31** **\$17,159,957.56**

Weighted Average Portfolio Yield: 2.414 %
Weighted Average Portfolio Maturity: 320.41 Days

Deposit Codes:
6) Promontory-BOC
C) Collateral
N) Single FEIN

Security Codes:
15) Municipal Bond

Portfolio Summary:

Type	Allocation (%)	Allocation (\$)	Description
LIQ	0.04%	\$7,220.28	Liquid Class Activity
MAX	3.82%	\$656,242.40	MAX Class Activity
CD	12.90%	\$2,213,000.00	Certificate of Deposit
DTC	4.35%	\$746,263.52	Certificate of Deposit
SDA	72.47%	\$12,436,017.26	Savings Deposit Account
SEC	6.42%	\$1,101,214.10	Security (see applicable security code)

Questions? Please call 630 657 6400


Note: Weighted Yield & Weighted Average Portfolio Maturity are calculated using "Market Value" and are only based on the fixed rate investments (excluding SDA investments).

"Cost" is comprised of the total amount you paid for the investment including any fees and commissions.

"Rate" is the Net Yield to Maturity.

"Face/Par" is the amount received at maturity.

"Market Value" reflects the market value as reported by an independent third-party pricing service. Certificates of Deposit and Commercial Paper and other assets for which market pricing is not readily available from a third party pricing service are listed at "Cost".



ISDLAF+ Monthly Statement



About Your Account and Statement

Securities and municipal advisory brokerage services (investments purchased with proceeds from a municipal securities issuance), and investments cleared through our clearing firm, Pershing LLC, are offered through PMA Securities, LLC, a broker-dealer and municipal advisor registered with the SEC and MSRB, and a member of FINRA and SIPC. All other products and brokerage services are generally provided by PMA Financial Network, LLC. Thus, certificates of deposit ("CD"), savings deposit accounts ("SDA") and commercial paper ("CP") may be executed through either PMA entity, as applicable, depending on whether the investment was purchased with proceeds derived from municipal securities. PMA Securities, LLC and PMA Financial Network, LLC are operated under common ownership and are affiliated with Prudent Man Advisors, LLC.

Fixed Rate Investment Activity

This section shows all of the fixed term investments purchased and sold, maturities, interest received, and activity. This will include all CD, SDA, CP, securities and money market funds purchased through PMA Financial Network, LLC or PMA Securities, LLC as applicable. It also shows the approximate market value of each security whose price is obtained from an independent source believed to be reliable. However, PMA cannot guarantee their accuracy. This data is provided for informational purposes only. Listed values should not be interpreted as an offer to buy or sell at a specific price. CD's and CP are listed at their original cost. Redemption of a CD prior to maturity may result in early withdrawal penalties. Market values are based on the last day of the month for which this report date range is ending. If the run date of this report is prior to the end of the current month, the market values are listed as equivalent to the cost values.

ISDLAF+ Activity

This section shows all of the activity in the Liquid and Max Class. The Average Rate represents the average net interest rate over the previous month which is then annualized. Income Summary represents the interest earned for the Month and Fiscal Year to Date.

Information regarding the ISDLAF+ investment objectives, risks, charges and expenses can be found in the ISDLAF+ information statement, which can be obtained at www.isdlafplus.com or by calling PMA at the phone number listed.

An investment in the Multi-Class Series or any Term Series is not a bank deposit and is not insured or guaranteed by the Federal Deposit Insurance Corporation or any other governmental or private agency. Although the Liquid Class and MAX Class of the Multi-Class Series each seeks to maintain a stable value of \$1.00 per share, it is possible to lose money by investing in the Multi-Class Series. It also is possible to lose money by investing in a Term Series, which may impose a substantial penalty for redemption prior to the full term of the Series.

Money Market Fund

The Rate shown for the money market fund represents the average net interest rate over the previous month which is then annualized. Information regarding the money market fund's investment objectives, risks, charges and expenses can be found in the money market fund's prospectus, which can be obtained by calling PMA at the phone numbers listed. The performance data featured represents past performance, which is no guarantee of future results. Investment returns will fluctuate. Current performance may be higher or lower than the performance data quoted. Please call PMA for the most recent performance figures.

The performance data featured represents past performance, which is no guarantee of future results. Investment returns will fluctuate. Current performance may be higher or lower than the performance data quoted. Please call PMA for the most recent performance figures.

Additional Disclosures

All funds, and/or securities are located and safe kept in an account under the client's name at their custodial bank. Any certificates of deposit listed are located in the client's name at the respective bank. Any money market fund shares are held directly with the money market fund. It is recommended that any oral communications be re-confirmed in writing to further protect your rights, including rights under the Securities Investor Protection Act.

Debt Securities

Some debt securities are subject to redemption prior to maturity. In the event of a partial or whole call of a security, the securities call will be automatically selected on a random basis as is customary in the securities industry. The probability that your securities will be selected is proportional to the amount of your holdings relative to the total holdings. Redemption prior to maturity could affect the yield represented. Additional information is available upon request.

A financial statement of PMA Securities, LLC is available for inspection at its office or a copy will be mailed to you upon written request.

PLEASE ADVISE PMA AND OUR CLEARING FIRM, PERSHING LLC, IMMEDIATELY OF ANY INACCURACY OR DISCREPANCY ON YOUR STATEMENT. FOR A CHANGE OF ADDRESS OR QUESTIONS REGARDING YOUR ACCOUNT, PLEASE NOTIFY YOUR PMA REPRESENTATIVE. ANY ORAL COMMUNICATIONS SHOULD BE RE-CONFIRMED IN WRITING.

How to Contact PMA

Please call (630) 657-6400 or write to us at PMA, 2135 CityGate Lane, 7th Floor, Naperville, Illinois 60563.

How to Contact Pershing, LLC

Please call (201) 413-3330 or write to Pershing, LLC, One Pershing Plaza, Jersey City, New Jersey, 07399

In accordance with FINRA Rule 2267, PMA Securities, LLC is providing the following information in the event you wish to contact FINRA. You may call (800) 550-5800 or write to FINRA at 1735 K Street NW, Washington, D.C. 20006-1900. In addition to the public disclosure number (800) 289-9999, FINRA provides an investor brochure which describes their Public Disclosure Program. Additional information is also available at www.fina.org.