

Ector County Independent School District

Blackshear Elementary

2022-2023 Campus Improvement Plan



Board Goals

Board Goal 1: Through foundational excellence, talent development and the learning journey, the percentage of students achieving or exceeding the meets standard on state assessments will increase from 32% to 60% by May 2024 across all tested content areas.

Performance Objective 1: By May 2023, 75% of students, K-5th, will reach their individual RIT Growth scores in MAP Math.

High Priority





Indicators of Success:

Growth (MAP) - % of student end of year RIT score met or exceeded individual growth projections based upon MAP - 2024 Goal: 58%, Academic Gaps - The performance of ECISD student subgroups compared to their peers across the state of Texas (Domain 3) - 2024 Goal: 51%

Evaluation Data Sources: NWEA BOY, MOY, EOY, IXL utilized to grow students in areas indicated by MAP math.

Strategy 1 Details	Reviews			
<p>Strategy 1: Utilize DDI process to disaggregate MAP data. Utilize Istation Math and Imagine Math to specialize learning path to ensure student's needs are met. Strategy's Expected Result/Impact: 55% of our students will meet their growth goal for the year. Staff Responsible for Monitoring: Leadership Teachers</p> <p>TEA Priorities: Build a foundation of reading and math, Improve low-performing schools - ESF Levers: Lever 1: Strong School Leadership and Planning Funding Sources: IXL through Title One; Lead 4 ward PD - Title One School-wide - \$18,000</p>	Formative			Summative
	Oct	Jan	Mar	May

Strategy 2 Details	Reviews			
<p>Strategy 2: FEV Tutoring for 3rd - 5th grade performing below grade level one hour a week in Math. Istation math for 3rd - 5th 3x a week 30 minutes.</p> <p>Strategy's Expected Result/Impact: Increase MAP growth Students will meet growth goal.</p> <p>Staff Responsible for Monitoring: Leadership MCLs Teachers</p> <p>Title I: 2.4, 2.6 - ESF Levers: Lever 5: Effective Instruction</p>	Formative			Summative
	Oct	Jan	Mar	May
Strategy 3 Details	Reviews			
<p>Strategy 3: Title 1 resources will be used to provide Academic Nights (MATH) where teachers train parents in the importance of the Math TEKS and how to help their child at home. Parent Data meetings will also be held twice a year.</p> <p>Strategy's Expected Result/Impact: Parent Knowledge in Math Parent Knowledge and Awareness of Student's Progress</p> <p>Staff Responsible for Monitoring: Leadership MCLS Teachers</p> <p>Title I: 2.4, 2.6 - ESF Levers: Lever 1: Strong School Leadership and Planning, Lever 3: Positive School Culture, Lever 5: Effective Instruction</p> <p>Funding Sources: Title One Parent Training - Title One School-wide - \$2,400</p>	Formative			Summative
	Oct	Jan	Mar	May

Strategy 4 Details	Reviews			
<p>Strategy 4: MCLs will ensure teachers are trained and effectively using the ECISD Math framework and best practices. Do the Math intervention for students not performing at grade level.</p> <p>Strategy's Expected Result/Impact: All teachers will receive support through coaching and feedback on utilization of best practices and ECISD Math framework.</p> <p>Staff Responsible for Monitoring: MCLs Teacher</p> <p>Title I: 2.4, 2.5</p> <p>- ESF Levers: Lever 1: Strong School Leadership and Planning, Lever 5: Effective Instruction</p> <p>Funding Sources: Lead 4ward Training, Do the Math Kits - Title One School-wide - \$14,300</p>	Formative			Summative
	Oct	Jan	Mar	May
<div style="display: flex; justify-content: space-around; align-items: center;">  No Progress  Accomplished  Continue/Modify  Discontinue </div>				

Board Goal 1: Through foundational excellence, talent development and the learning journey, the percentage of students achieving or exceeding the meets standard on state assessments will increase from 32% to 60% by May 2024 across all tested content areas.

Performance Objective 2: By May 2023, 75% of students, K-5th, will reach their individual RIT Growth scores in MAP Reading.





High Priority

Indicators of Success:

Growth (MAP) - % of student end of year RIT score met or exceeded individual growth projections based upon MAP - 2024 Goal: 58%, Academic Gaps - The performance of ECISD student subgroups compared to their peers across the state of Texas (Domain 3) - 2024 Goal: 51%

Evaluation Data Sources: NWEA BOY , MOY, EOY, IXL will be utilized to meet student's needs as indicated by MAP reading.

Strategy 1 Details	Reviews			
<p>Strategy 1: LLI intervention 4x a week for students not performing at grade level. Mrs. Carroll, reading coach, will pull 1st and 4th graders for LLI intervention. Mrs. Brooks, day tutor, will pull 3rd graders for LLI intervention. 3rd - 5th graders will receive FEV tutoring for reading 4 hours a month. Strategy's Expected Result/Impact: Increased MAP Growth Score Students will meet their MAP growth score. Staff Responsible for Monitoring: Mrs. Carroll Teachers Mrs. Brooks MCLs</p> <p>Title I: 2.4, 2.5 - TEA Priorities: Build a foundation of reading and math, Improve low-performing schools - ESF Levers: Lever 5: Effective Instruction Funding Sources: LLI Kits, IXL - Title One School-wide - \$25,000</p>	Formative			Summative
	Oct	Jan	Mar	May
	Empty cells for the review data			

Strategy 2 Details	Reviews			
<p>Strategy 2: Personalized plans to meet student's needs will be utilized through Istation reading programs for K-5th grade students 30 minutes 3x a week.</p> <p>Strategy's Expected Result/Impact: Increase in their MAP growth through evidence of RIT score.</p> <p>Staff Responsible for Monitoring: Leadership, MCLs, Teachers</p> <p>Title I: 2.4, 2.5</p> <p>- TEA Priorities: Build a foundation of reading and math, Improve low-performing schools</p> <p>- ESF Levers: Lever 1: Strong School Leadership and Planning, Lever 5: Effective Instruction</p> <p>Funding Sources: IXL, LLI kits - Title One School-wide - \$25,000</p>	Formative			Summative
	Oct	Jan	Mar	May
Strategy 3 Details	Reviews			
<p>Strategy 3: Family Reading Nights, as well as two Data conferences, will be held with parents to review ELAR TEKS and STAAR test, as well as student's strengths, needs and progress.</p> <p>Strategy's Expected Result/Impact: MAP growth 3-5th STAAR growth</p> <p>Staff Responsible for Monitoring: MCLs Leadership Teachers</p> <p>Title I: 2.4, 2.5, 2.6, 4.2</p> <p>- TEA Priorities: Build a foundation of reading and math, Improve low-performing schools</p> <p>- ESF Levers: Lever 1: Strong School Leadership and Planning, Lever 3: Positive School Culture, Lever 5: Effective Instruction</p>	Formative			Summative
	Oct	Jan	Mar	May
<div style="display: flex; justify-content: space-around; align-items: center;">  No Progress  Accomplished  Continue/Modify  Discontinue </div>				

Board Goal 1: Through foundational excellence, talent development and the learning journey, the percentage of students achieving or exceeding the meets standard on state assessments will increase from 32% to 60% by May 2024 across all tested content areas.

Performance Objective 3: By May 2023, 55% of students, 3rd-5th, will reach STAAR Meets/Masters in Math.





High Priority

Indicators of Success:

Growth (STAAR) - % of students who meet or exceed the STAAR progress measure - 2024 Goal: 75%, Academic Gaps - The performance of ECISD student subgroups compared to their peers across the state of Texas (Domain 3) - 2024 Goal: 51%, 3rd Grade Composite (reading and math) - % of 3rd grade students achieving the meets or exceeds standard in both reading and math on STAAR - 2024 Goal: 35%

Evaluation Data Sources: STAAR DATA at EOY
Monitor MAP and Istation Math, SCA, CBA

Strategy 1 Details	Reviews			
<p>Strategy 1: The RELAY DDI model will be followed with fidelity during weekly PLCS. Know Shows and Exemplars will be created, analyzed and revisited to ensure the rigor in questioning and student work is evident in lesson plans.</p> <p>Strategy's Expected Result/Impact: Quality Tier 1 Instruction evident in classrooms during Walk throughs and Observations</p> <p>Staff Responsible for Monitoring: MCL Teachers Leadership</p> <p>Title I: 2.4, 2.5</p> <p>- TEA Priorities: Recruit, support, retain teachers and principals, Build a foundation of reading and math, Connect high school to career and college, Improve low-performing schools</p> <p>- ESF Levers: Lever 1: Strong School Leadership and Planning, Lever 3: Positive School Culture, Lever 5: Effective Instruction</p>	Formative			Summative
	Oct	Jan	Mar	May

Strategy 2 Details	Reviews			
<p>Strategy 2: Look Fors will be communicated: Objective on Board in Student friendly Language, Rigorous Questioning, Adhering to ECISD Framework and Aggressive Monitoring</p> <p>Strategy's Expected Result/Impact: Effective Lesson Planning and Instructional Delivery</p> <p>Staff Responsible for Monitoring: MCLS Teachers Leadership</p> <p>Title I: 2.4, 2.5</p> <p>- TEA Priorities: Build a foundation of reading and math, Improve low-performing schools</p> <p>- ESF Levers: Lever 1: Strong School Leadership and Planning, Lever 3: Positive School Culture, Lever 5: Effective Instruction</p>	Formative			Summative
	Oct	Jan	Mar	May
Strategy 3 Details	Reviews			
<p>Strategy 3: Provide intervention for identified students: Do the Math and FEV Tutoring will be provided for students who are not making progress on MAP and Istation Math.</p> <p>Strategy's Expected Result/Impact: MAP Growth Istation Math Growth</p> <p>Staff Responsible for Monitoring: MCLS Teachers Leadership</p> <p>Title I: 2.4, 2.5</p> <p>- TEA Priorities: Build a foundation of reading and math, Improve low-performing schools</p> <p>- ESF Levers: Lever 1: Strong School Leadership and Planning, Lever 5: Effective Instruction</p>	Formative			Summative
	Oct	Jan	Mar	May
<div style="display: flex; justify-content: space-around; align-items: center;"> <div style="text-align: center;">  No Progress </div> <div style="text-align: center;">  Accomplished </div> <div style="text-align: center;">  Continue/Modify </div> <div style="text-align: center;">  Discontinue </div> </div>				

Board Goal 1: Through foundational excellence, talent development and the learning journey, the percentage of students achieving or exceeding the meets standard on state assessments will increase from 32% to 60% by May 2024 across all tested content areas.

Performance Objective 4: By May 2023, 55% of students, 3rd-5th, will reach STAAR Meets/Masters in Reading.





High Priority

Indicators of Success:

Growth (STAAR) - % of students who meet or exceed the STAAR progress measure - 2024 Goal: 75%, Academic Gaps - The performance of ECISD student subgroups compared to their peers across the state of Texas (Domain 3) - 2024 Goal: 51%, 3rd Grade Composite (reading and math) - % of 3rd grade students achieving the meets or exceeds standard in both reading and math on STAAR - 2024 Goal: 35%

Evaluation Data Sources: STAAR data, SCA, CBA, ISTATON and MAP

Strategy 1 Details	Reviews			
<p>Strategy 1: Utilize the DDI process in PLCs to ensure understanding of TEKS and quality student work that must be evident in student work. Create Know Shows and Exemplars to ensure quality lesson planning and instructional delivery.</p> <p>Strategy's Expected Result/Impact: Effective instructional planning and delivery</p> <p>Staff Responsible for Monitoring: MCLS Teachers Leadership</p> <p>Title I: 2.4, 2.5</p> <p>- TEA Priorities: Recruit, support, retain teachers and principals, Build a foundation of reading and math, Improve low-performing schools</p> <p>- ESF Levers: Lever 1: Strong School Leadership and Planning, Lever 3: Positive School Culture, Lever 5: Effective Instruction</p>	Formative			Summative
	Oct	Jan	Mar	May

Strategy 2 Details	Reviews			
<p>Strategy 2: Provide intervention for identified students per their monthly Istation: LLI Intervention and FEV Tutoring will be utilized.</p> <p>Strategy's Expected Result/Impact: MAP Reading Growth Istation Growth</p> <p>Staff Responsible for Monitoring: MCLs Teachers Leadership</p> <p>Title I: 2.4, 2.5</p> <p>- TEA Priorities: Build a foundation of reading and math, Improve low-performing schools</p> <p>- ESF Levers: Lever 5: Effective Instruction</p>	Formative			Summative
	Oct	Jan	Mar	May
Strategy 3 Details	Reviews			
<p>Strategy 3: MCLs will ensure teachers are trained and effectively using the ECISD ELAR framework, HMH curriculum and best practices.</p> <p>Strategy's Expected Result/Impact: Effective Tier 1 Lessons Growth in MAP Reading and Monthly Istation Reading</p> <p>Staff Responsible for Monitoring: MCLs Leaders Teachers</p> <p>Title I: 2.4, 2.5</p> <p>- TEA Priorities: Build a foundation of reading and math, Improve low-performing schools</p> <p>- ESF Levers: Lever 5: Effective Instruction</p>	Formative			Summative
	Oct	Jan	Mar	May
<div style="display: flex; justify-content: space-around; align-items: center;"> <div style="text-align: center;"> 0% No Progress</div> <div style="text-align: center;"> 100% Accomplished</div> <div style="text-align: center;"> Continue/Modify</div> <div style="text-align: center;"> Discontinue</div> </div>				

Board Goal 1: Through foundational excellence, talent development and the learning journey, the percentage of students achieving or exceeding the meets standard on state assessments will increase from 32% to 60% by May 2024 across all tested content areas.





Performance Objective 5: BME's attendance will increase from 91% to 92% in 2023.

High Priority

Indicators of Success:

Attendance - % of student daily attendance - 2024 Goal: 95%

Evaluation Data Sources: Daily Attendance on School Status
EOY ADA

Strategy 1 Details	Reviews			
<p>Strategy 1: Principals will utilize School Status weekly to monitor attendance percentage. Communication will be sent through School Status to parents informing them of District Policy 90% Attendance requirement, school attendance goal and weekly attendance rate.</p> <p>Strategy's Expected Result/Impact: Improved Attendance Rate</p> <p>Staff Responsible for Monitoring: Principals</p> <p>Title I: 2.6</p> <p>- TEA Priorities: Improve low-performing schools</p> <p>- ESF Levers: Lever 1: Strong School Leadership and Planning, Lever 3: Positive School Culture</p>	Formative			Summative
	Oct	Jan	Mar	May
<p style="text-align: center;">  No Progress  Accomplished  Continue/Modify  Discontinue </p>				

Board Goal 2: Through foundational excellence, talent development and the learning journey, the percentage of 3rd grade students reading at or above grade level will increase from 35% to 45% by May 2024.

Performance Objective 1: 50% of Kindergarten students will read at or above grade level by May 2023.





High Priority

Indicators of Success:

Growth (MAP) - % of student end of year RIT score met or exceeded individual growth projections based upon MAP - 2024 Goal: 58%, Kindergarten Readiness - % of students meeting kindergarten readiness benchmark - 2024 Goal: 65%, Academic Gaps - The performance of ECISD student subgroups compared to their peers across the state of Texas (Domain 3) - 2024 Goal: 51%

Evaluation Data Sources: ISTATION, MAP, Fluency checks, Running Records, Walk throughs

Strategy 1 Details	Reviews			
<p>Strategy 1: MCLs and leadership will implement the Data-Driven Instructional process, develop TEKS knowledge (Know/Show charts), implement the coaching model of Observation/Feedback, and analyze student work to ensure mastery of learning objectives during PLCs.</p> <p>Strategy's Expected Result/Impact: Effective lesson plans, instructional delivery and data analysis</p> <p>Staff Responsible for Monitoring: MCLS Teachers Leadership</p> <p>Title I: 2.4, 2.5</p> <p>- TEA Priorities: Build a foundation of reading and math, Improve low-performing schools</p> <p>- ESF Levers: Lever 5: Effective Instruction</p>	Formative			Summative
	Oct	Jan	Mar	May

Strategy 2 Details	Reviews			
<p>Strategy 2: LLI intervention 30 minutes 4 times a week and Istation usage of 60 minutes a week will be utilized for intervention of students not performing at grade level.</p> <p>Strategy's Expected Result/Impact: Student progress evident in monthly Istation tests and MAP assessments 3 times a year</p> <p>Staff Responsible for Monitoring: MCLS Leadership teachers</p> <p>Title I: 2.4, 2.5</p> <p>- TEA Priorities: Build a foundation of reading and math, Improve low-performing schools</p> <p>- ESF Levers: Lever 5: Effective Instruction</p>	Formative			Summative
	Oct	Jan	Mar	May
<div style="display: flex; justify-content: space-around; align-items: center;">  No Progress  Accomplished  Continue/Modify  Discontinue </div>				

Board Goal 2: Through foundational excellence, talent development and the learning journey, the percentage of 3rd grade students reading at or above grade level will increase from 35% to 45% by May 2024.

Performance Objective 2: Fifty percent of 1st grade students will read at or above grade level by May 2023.





High Priority

Indicators of Success:

Growth (MAP) - % of student end of year RIT score met or exceeded individual growth projections based upon MAP - 2024 Goal: 58%, Academic Gaps - The performance of ECISD student subgroups compared to their peers across the state of Texas (Domain 3) - 2024 Goal: 51%

Evaluation Data Sources: MAP, Istation, SCA, walk throughs, Fluency checks, running records

Strategy 1 Details	Reviews			
<p>Strategy 1: MCLs and leadership will implement the Data-Driven Instructional process, develop TEKS knowledge (Know/Show charts), implement the coaching model of Observation/Feedback, and analyze student work to ensure mastery of learning objectives during PLCs.</p> <p>Strategy's Expected Result/Impact: Student progress evident in monthly Istation tests and MAP assessments 3 times a year</p> <p>Staff Responsible for Monitoring: Teachers Leadership and MCLs</p> <p>Title I: 2.4, 2.5</p> <p>- TEA Priorities: Build a foundation of reading and math, Improve low-performing schools</p> <p>- ESF Levers: Lever 5: Effective Instruction</p>	Formative			Summative
	Oct	Jan	Mar	May

Strategy 2 Details	Reviews			
<p>Strategy 2: LLI intervention 30 minutes 4 times a week and Istation usage of 60 minutes a week will be utilized for intervention of students not performing at grade level.</p> <p>Strategy's Expected Result/Impact: Student Progress evident in monthly Istation test and MAP assessment three times a year.</p> <p>Staff Responsible for Monitoring: MCLs, Teachers and Leadership</p> <p>Title I: 2.4, 2.5</p> <p>- TEA Priorities: Build a foundation of reading and math, Improve low-performing schools</p> <p>- ESF Levers: Lever 5: Effective Instruction</p>	Formative			Summative
	Oct	Jan	Mar	May
<div style="display: flex; justify-content: space-around; align-items: center;"> <div style="text-align: center;">  No Progress </div> <div style="text-align: center;">  Accomplished </div> <div style="text-align: center;">  Continue/Modify </div> <div style="text-align: center;">  Discontinue </div> </div>				

Board Goal 2: Through foundational excellence, talent development and the learning journey, the percentage of 3rd grade students reading at or above grade level will increase from 35% to 45% by May 2024.

Performance Objective 3: Fifty percent of 2nd grade students reading at or above grade level by May 2023.





High Priority

Indicators of Success:

Growth (MAP) - % of student end of year RIT score met or exceeded individual growth projections based upon MAP - 2024 Goal: 58%, Academic Gaps - The performance of ECISD student subgroups compared to their peers across the state of Texas (Domain 3) - 2024 Goal: 51%, 3rd Grade Composite (reading and math) - % of 3rd grade students achieving the meets or exceeds standard in both reading and math on STAAR - 2024 Goal: 35%

Evaluation Data Sources: MAP, Istation, SCA, walk throughs, Fluency checks, running records

Strategy 1 Details	Reviews			
<p>Strategy 1: DDI will be utilized in PLCs to complete Know Shows, work through the Exemplar and later analyze student work and revisit the Know Show to perfect instructional planning and delivery.</p> <p>Strategy's Expected Result/Impact: Student progress evident in monthly Istation tests and MAP assessments 3 times a year</p> <p>Staff Responsible for Monitoring: Teachers, MCLs and Leaderships</p> <p>Title I: 2.4, 2.5</p> <p>- TEA Priorities: Build a foundation of reading and math, Improve low-performing schools</p> <p>- ESF Levers: Lever 5: Effective Instruction</p>	Formative			Summative
	Oct	Jan	Mar	May

Strategy 2 Details	Reviews			
<p>Strategy 2: All teachers in K-3rd will complete HB4545 Reading Academy.</p> <p>Strategy's Expected Result/Impact: Teachers will learn about the Science of Reading and which best practices to utilize for reading instruction. Academic gaps and student needs will be addressed.</p> <p>Staff Responsible for Monitoring: MCLS Teachers Leadership</p> <p>Title I: 2.4, 2.6</p> <p>- TEA Priorities: Build a foundation of reading and math, Improve low-performing schools</p> <p>- ESF Levers: Lever 5: Effective Instruction</p>	Formative			Summative
	Oct	Jan	Mar	May
<div style="display: flex; justify-content: space-around; align-items: center;"> <div style="text-align: center;">  No Progress </div> <div style="text-align: center;">  Accomplished </div> <div style="text-align: center;">  Continue/Modify </div> <div style="text-align: center;">  Discontinue </div> </div>				

Board Goal 2: Through foundational excellence, talent development and the learning journey, the percentage of 3rd grade students reading at or above grade level will increase from 35% to 45% by May 2024.

Performance Objective 4: 50% of 3rd grade students reading at or above grade level by May 2023.

High Priority

Indicators of Success:

Growth (MAP) - % of student end of year RIT score met or exceeded individual growth projections based upon MAP - 2024 Goal: 58%, Academic Gaps - The performance of ECISD student subgroups compared to their peers across the state of Texas (Domain 3) - 2024 Goal: 51%, 3rd Grade Composite (reading and math) - % of 3rd grade students achieving the meets or exceeds standard in both reading and math on STAAR - 2024 Goal: 35%

Evaluation Data Sources: MAP, Istation, SCA, CBA, walk throughs

Strategy 1 Details	Reviews			
<p>Strategy 1: DDI will be utilized in PLCs to complete Know Shows, work through the Exemplar and later analyze student work and revisit the Know Show to perfect instructional planning and delivery.</p> <p>Strategy's Expected Result/Impact: Student academic growth as evidenced in Istation monthly tests and MAP assessments 3 times a year.</p> <p>Staff Responsible for Monitoring: MCLs, Teachers and Leadership</p> <p>Title I: 2.4, 2.6</p> <p>- TEA Priorities: Build a foundation of reading and math, Improve low-performing schools</p> <p>- ESF Levers: Lever 5: Effective Instruction</p>	Formative			Summative
	Oct	Jan	Mar	May
Strategy 2 Details	Reviews			
<p>Strategy 2: LLI intervention 30 minutes 4 times a week and Istation usage of 60 minutes a week will be utilized for intervention of students not performing at grade level.</p> <p>Strategy's Expected Result/Impact: Student Progress evident in monthly Istation test and MAP assessment</p>	Formative			Summative
	Oct	Jan	Mar	May

three times a year.

Staff Responsible for Monitoring: MCLs, Teachers and Leadership

Title I:

2.4, 2.5, 2.6


- TEA Priorities:


Build a foundation of reading and math, Improve low-performing schools

- ESF Levers:

Lever 5: Effective Instruction

 No Progress

 Accomplished

 Continue/Modify

 Discontinue

Board Goal 2: Through foundational excellence, talent development and the learning journey, the percentage of 3rd grade students reading at or above grade level will increase from 35% to 45% by May 2024.

Performance Objective 5: 50% or more of our 3rd graders will perform at the Meets level on STAAR 2023.

High Priority

Indicators of Success:

Growth (STAAR) - % of students who meet or exceed the STAAR progress measure - 2024 Goal: 75%, 3rd Grade Composite (reading and math) - % of 3rd grade students achieving the meets or exceeds standard in both reading and math on STAAR - 2024 Goal: 35%

Evaluation Data Sources: STAAR

- SCA
- MAP
- Monthly Istation

Strategy 1 Details	Reviews			
<p>Strategy 1: DDI will be utilized in PLCs to complete Know Shows, work through the Exemplar and later analyze student work and revisit the Know Show to perfect instructional planning and delivery.</p> <p>Strategy's Expected Result/Impact: STAAR Meets at 50% or higher</p> <p>Staff Responsible for Monitoring: MCLs Teachers Leadership</p> <p>Title I: 2.4, 2.5</p> <p>- TEA Priorities: Connect high school to career and college, Improve low-performing schools</p> <p>- ESF Levers: Lever 5: Effective Instruction</p>	Formative			Summative
	Oct	Jan	Mar	May

Strategy 2 Details	Reviews			
<p>Strategy 2: LLI intervention 30 minutes 4 times a week and Istation usage of 60 minutes a week will be utilized for intervention of students not performing at grade level.</p> <p>Strategy's Expected Result/Impact: MAP Growth STAAR Meets 50% or higher</p> <p>Staff Responsible for Monitoring: MCLs Teachers Leaders</p> <p>Title I: 2.4, 2.5</p> <p>- TEA Priorities: Build a foundation of reading and math, Connect high school to career and college, Improve low-performing schools</p> <p>- ESF Levers: Lever 5: Effective Instruction</p>	Formative			Summative
	Oct	Jan	Mar	May



No Progress



Accomplished



Continue/Modify



Discontinue

Board Goal 3: Through foundational excellence, talent development and the learning journey, the percentage of high school graduates considered College, Career or Military Ready will increase from 56% to 65% by May 2024.

Performance Objective 1: The 7 Mindsets SEL curriculum will be implemented 3 times a week for 15 to 20 minutes to reduced the number of discipline referrals by 10%.





High Priority

Indicators of Success:

Attendance - % of student daily attendance - 2024 Goal: 95%, Growth (STAAR) - % of students who meet or exceed the STAAR progress measure - 2024 Goal: 75%, Growth (MAP) - % of student end of year RIT score met or exceeded individual growth projections based upon MAP - 2024 Goal: 58%, Academic Gaps - The performance of ECISD student subgroups compared to their peers across the state of Texas (Domain 3) - 2024 Goal: 51%, School Connectedness - The belief held by students that adults and peers in the school care about their learning as well as about them as individuals - 2024 Goal: 63%

Evaluation Data Sources: Discipline Referral decrease
Increased Engagement in the Classroom

Strategy 1 Details	Reviews			
<p>Strategy 1: Teachers will utilize the 7 Mindsets curriculum 3 times a week for 10-15 minutes. The school counselor will present Character Ed lessons or a 7 Mindsets lesson 3 times a month for 40 minutes.</p> <p>Strategy's Expected Result/Impact: self regulations behaviors a decrease in behavior referrals</p> <p>Staff Responsible for Monitoring: Counselor Teachers Leadership</p> <p>Title I: 2.6 - TEA Priorities: Improve low-performing schools - ESF Levers: Lever 3: Positive School Culture</p>	Formative			Summative
	Oct	Jan	Mar	May

Strategy 2 Details	Reviews			
<p>Strategy 2: Character ED lessons will be rolled out to students three times a month 40 minutes each lesson by the counselor.</p> <p>Strategy's Expected Result/Impact: Self Regulation Awareness Decrease in Behavior Referrals</p> <p>Staff Responsible for Monitoring: Counselor Teachers</p> <p>Title I: 2.6</p> <p>- TEA Priorities: Improve low-performing schools</p> <p>- ESF Levers: Lever 3: Positive School Culture</p>	Formative			Summative
	Oct	Jan	Mar	May
<div style="display: flex; justify-content: space-around; align-items: center;">  No Progress  Accomplished  Continue/Modify  Discontinue </div>				

Board Goal 3: Through foundational excellence, talent development and the learning journey, the percentage of high school graduates considered College, Career or Military Ready will increase from 56% to 65% by May 2024.

Performance Objective 2: Teachers will conference with all 3rd-5th grade students three times a year to review data and set goals to improve student achievement on STAAR.

High Priority





Indicators of Success:

Attendance - % of student daily attendance - 2024 Goal: 95%, Growth (STAAR) - % of students who meet or exceed the STAAR progress measure - 2024 Goal: 75%, Growth (MAP) - % of student end of year RIT score met or exceeded individual growth projections based upon MAP - 2024 Goal: 58%, Academic Gaps - The performance of ECISD student subgroups compared to their peers across the state of Texas (Domain 3) - 2024 Goal: 51%, 3rd Grade Composite (reading and math) - % of 3rd grade students achieving the meets or exceeds standard in both reading and math on STAAR - 2024 Goal: 35%, School Connectedness - The belief held by students that adults and peers in the school care about their learning as well as about them as individuals - 2024 Goal: 63%

Evaluation Data Sources: MAP

Istation
Data Binders

Strategy 1 Details	Reviews			
<p>Strategy 1: Parent and Teacher data meetings will be held twice a year to ensure parents are informed of their child's progress.</p> <p>Strategy's Expected Result/Impact: Parent Involvement increased Parent Awareness of Student Progress</p> <p>Staff Responsible for Monitoring: Parents, Teachers and Students</p> <p>Title I: 4.1</p> <p>- TEA Priorities: Connect high school to career and college, Improve low-performing schools</p> <p>- ESF Levers: Lever 3: Positive School Culture</p>	Formative			Summative
	Oct	Jan	Mar	May

Strategy 2 Details	Reviews			
<p>Strategy 2: Students will maintain a DATA BINDER to chart goals, growth and progress; hold conferences with teacher to discuss goals.</p> <p>Strategy's Expected Result/Impact: Improved rate of progress Goal setting at the forefront</p> <p>Staff Responsible for Monitoring: Teachers Students</p> <p>Title I: 2.4, 2.5</p> <p>- TEA Priorities: Improve low-performing schools</p> <p>- ESF Levers: Lever 1: Strong School Leadership and Planning</p>	Formative			Summative
	Oct	Jan	Mar	May
<div style="display: flex; justify-content: space-around; align-items: center;">  No Progress  Accomplished  Continue/Modify  Discontinue </div>				

Board Goal 3: Through foundational excellence, talent development and the learning journey, the percentage of high school graduates considered College, Career or Military Ready will increase from 56% to 65% by May 2024.

Performance Objective 3: 100% of Blackshear Elementary teachers in grades 3rd-5th grade will implement at least one AVID strategy per week during the 2022-23 school year.

Indicators of Success:

School Connectedness - The belief held by students that adults and peers in the school care about their learning as well as about them as individuals - 2024 Goal: 63%

Evaluation Data Sources: Planner Communication

Organization of Binders

Strategy 1 Details	Reviews			
<p>Strategy 1: Teachers will ensure each students learn organizational skills through maintaining a binder and planner.</p> <p>Strategy's Expected Result/Impact: Organization Two Way Communication with Parents</p> <p>Staff Responsible for Monitoring: Teachers Students Parents</p> <p>Title I: 4.1 - TEA Priorities: Improve low-performing schools - ESF Levers: Lever 3: Positive School Culture</p>	Formative			Summative
	Oct	Jan	Mar	May
Strategy 2 Details	Reviews			
<p>Strategy 2: AVID Coordinator will share two AVID strategies with teachers every six weeks and monitor implementation.</p> <p>Strategy's Expected Result/Impact: Organization Note Taking Skills</p>	Formative			Summative
	Oct	Jan	Mar	May

Staff Responsible for Monitoring: AVID Coordinator
Teachers

Title I:


2.6

- TEA Priorities:


Improve low-performing schools

- ESF Levers:

Lever 3: Positive School Culture

 No Progress

 Accomplished

 Continue/Modify

 Discontinue