

EDUCATION SERVICE CENTER

REGION  11

EXECUTIVE SUMMARY

October 2024

Who We Are

Our Vision

To be an innovative community that builds trust, provides quality service, and collaborates with partners to support learning and growth.

Our Mission

ESC Region 11 supports stakeholders in preparing all learners for tomorrow's opportunities.

Our Purpose

To lead and to serve.

Who Do We Serve?

Counties: 10

Public School Districts: 76

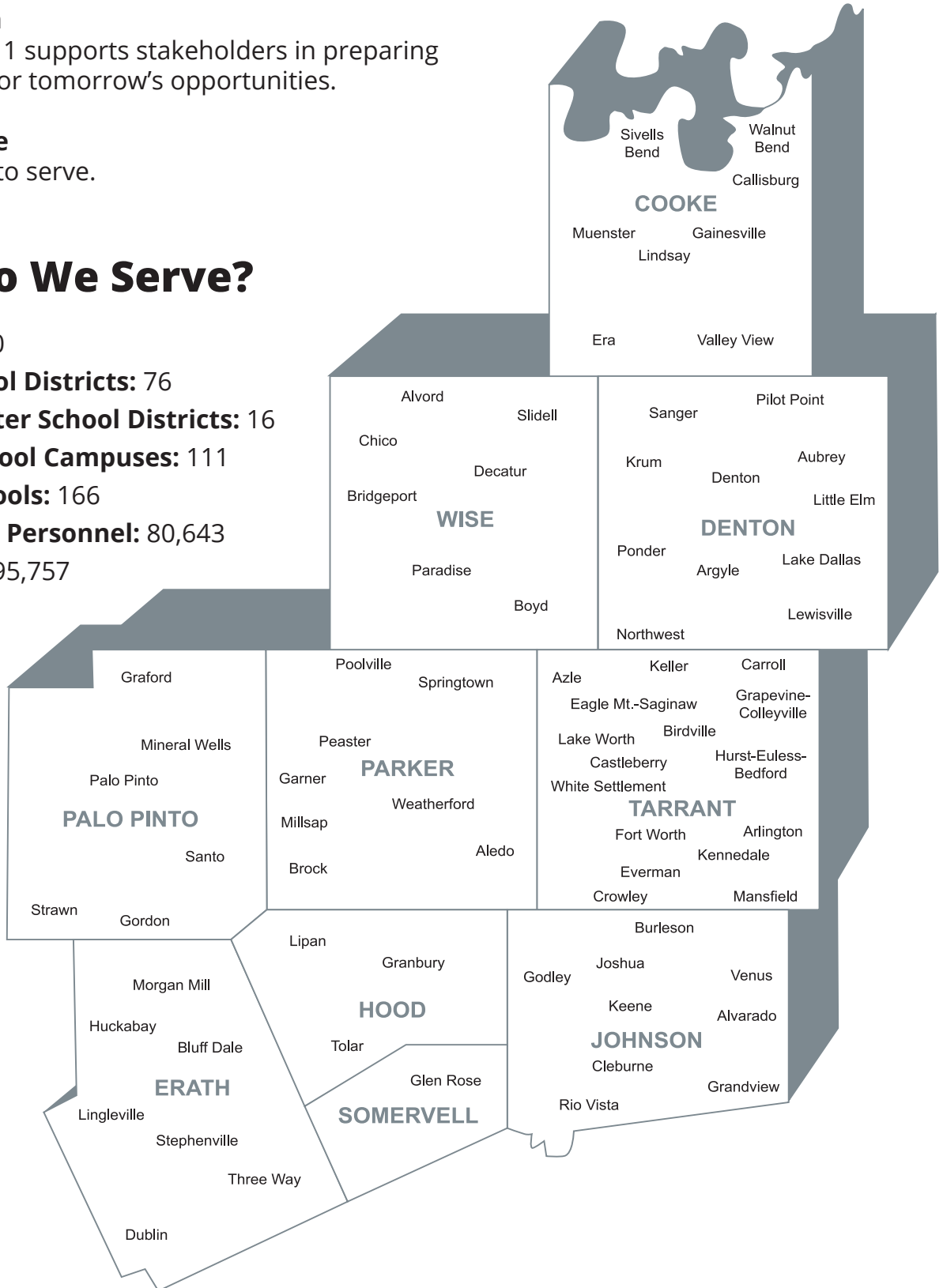
Public Charter School Districts: 16

Charter School Campuses: 111

Private Schools: 166

Educational Personnel: 80,643

Students: 595,757



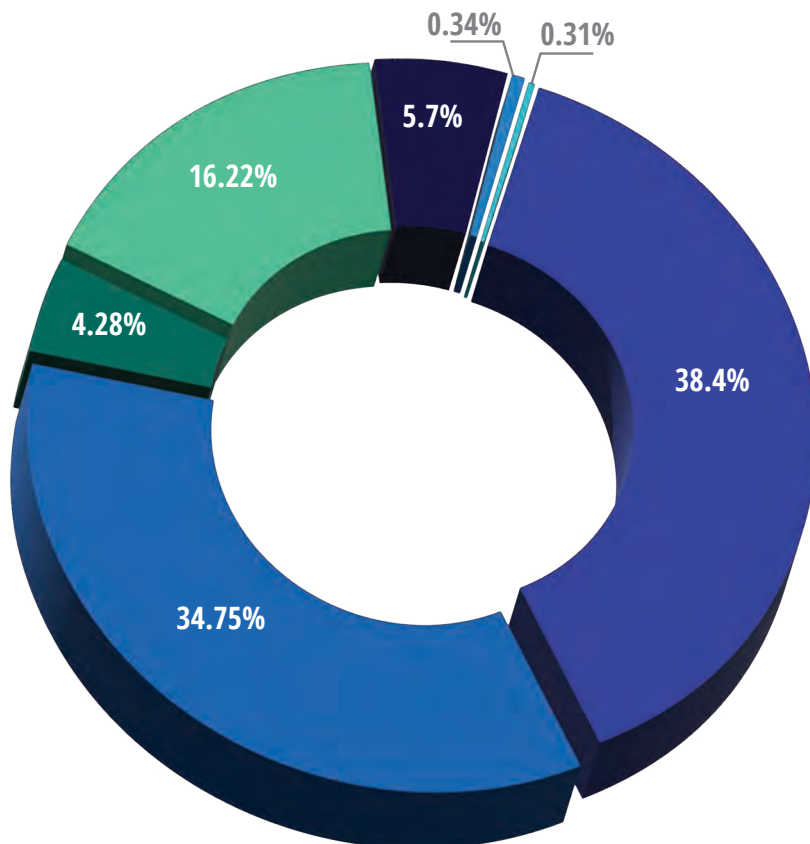
District and Charter Enrollment and Staff 2023-24

Students by Grade	Enrollment	Percent	Size by Enrollment	Staff Profile 2022-2023	Staff Demographics
Early Education	3,254	0.55	50,000+	Teachers 41,499	<i>Teachers by Ethnicity</i>
Prekindergarten	23,005	3.86	25,000-49,999	Support Staff 9,038	African American 4,220
Kindergarten	38,838	6.52	10,000-24,999	Administrators 3,630	Hispanic 6,198
Grade 1	40,496	6.8	5,000-9,999	Professional Staff 54,167	White 29,632
Grade 2	42,526	7.14	3,000-4,999	Paraprofessional Staff 7,885	American Indian 185
Grade 3	42,038	7.06	1,600-2,999	Auxiliary Staff 16,768	Asian 662
Grade 4	42,823	7.19	1,000-1,599	Total Staff 78,821	Pacific Islander 38
Grade 5	42,637	7.16	500-999		Two or More Races 564
Grade 6	42,235	7.09	Under 500		<i>Teachers by Gender</i>
Grade 7	42,791	7.18			Female 31,874
Grade 8	43,960	7.38			Male 9,626
Grade 9	52,414	8.80			<i>Teachers by Highest Degree</i>
Grade 10	49,858	8.73			No Degree 545
Grade 11	46,357	7.78			Bachelor's 29,413
Grade 12	42,525	7.14			Master's 11,183
Total Region 11 Enrollment	595,757				Doctorate 359

Sources: 2023-24 Texas Education Agency PEIMS data
2022-23 Texas Education Agency TAPR

Our Student Population

- 595,757
- **Economically disadvantaged:** 322,532 / 54.14%
- **English Language Learners:** 125,183 / 21.01%



Students by Ethnicity

- Black or African American - 16.22%
- Asian - 5.7%
- American Indian or Alaska Native - 0.34%
- Pacific Islander - 0.31%
- Hispanic - 38.4%
- White - 34.75%
- Two or more - 4.28%

Based on the 2023-24 PEIMS Standard Reports

ESC Region 11 Charter Schools Served

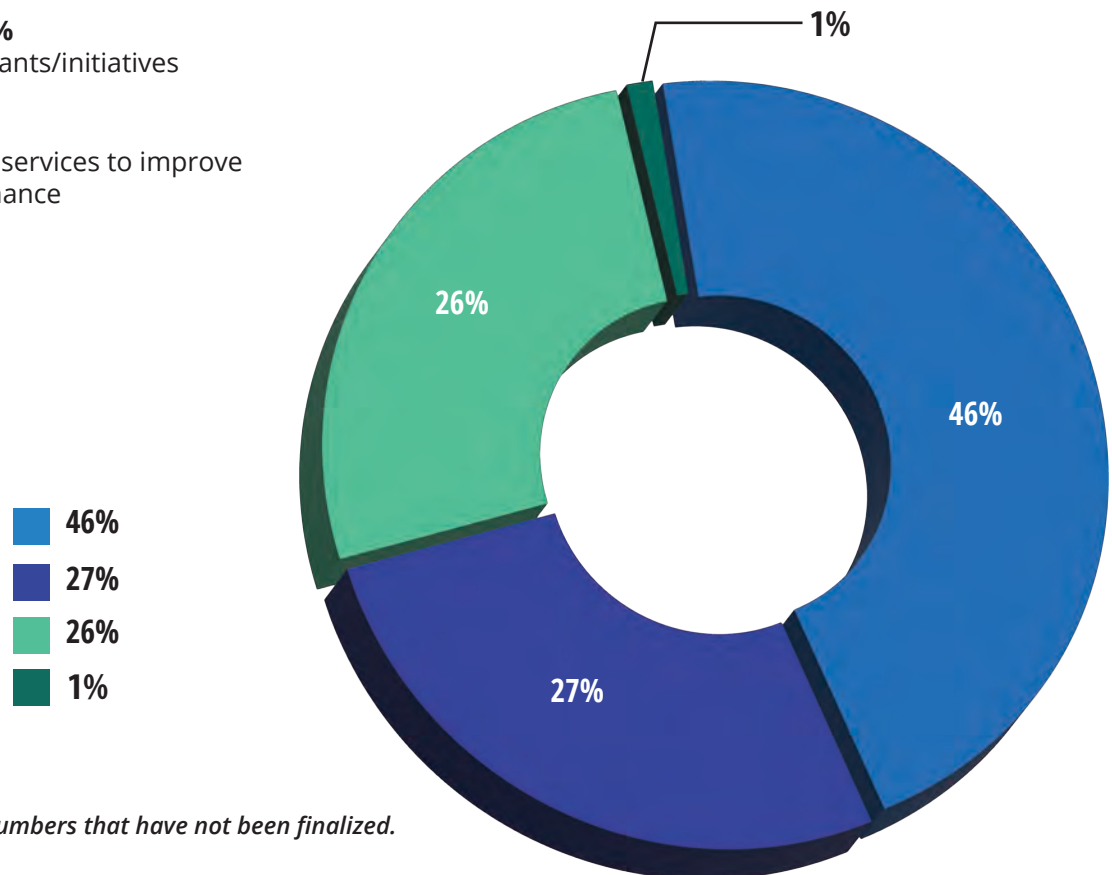
Academy of Visual and Performing Arts
Arlington Classics Academy – Arkansas Campus
Arlington Classics Academy – Middle
Arlington Classics Academy – Intermediate
BASIS Benbrook
Basepoint Academy - Arlington (RTC)
Brazos River Charter School
Coastal Horizons Academy (Shoreline)
Crosstimbers Academy
Denton Classical Academy
East Fort Worth Montessori Academy
Fort Worth Academy of Fine Arts
Fort Worth Academy of Fine Arts Elementary
Founders Classical Academy
Founders Classical Academy Corinth (K-5)
Founders Classical Academy Corinth (6-12)
Founders Classical Academy Lewisville
Founders Classical Academy of Flower Mound
Founders Classical Academy of Fort Worth
Founders Classical Academy – Online
Great Hearts Arlington
Great Hearts Lakeside
Great Hearts Prairie View
Harmony School of Innovation – Fort Worth
Harmony School of Innovation – Euless
Harmony Science Academy – Euless
Harmony Science Academy – Fort Worth
Huston Academy
IDEA Achieve Academy
IDEA Achieve College Preparatory
IDEA Edgecliff Academy
IDEA Edgecliff College Preparatory
IDEA Rise Academy
IDEA Rise College Preparatory
IDEA Southeast Academy
IDEA Southeast College Preparatory
Ignite Community School – Fort Worth
ILTexas Arlington Elementary
ILTexas Arlington Middle
ILTexas Arlington Grand Prairie High
ILTexas Keller Elementary
ILTexas Keller Middle
ILTexas Keller Saginaw High
ILTexas North Richland Hills Elementary
ILTexas North Richland Hills Middle
ILTexas Saginaw Elementary
ILTexas Saginaw Middle
ILTexas Woodhaven Elementary
ILTexas Woodhaven Middle
iSchool Virtual Academy of Texas
Ki Charter - Denton (RTC)
Ki Charter - Fort Worth (RTC)
Jean Massieu Academy
Lake Granbury Academy
Lewisville School of Science and Technology (Upper)
Manara STEM Academy – Arlington
Newman International Academy Arlington
Newman International Academy Arlington Gibbins
Newman International Academy Cedar Hill
Newman International Academy Fort Worth
Newman International Academy Mansfield
Newman International Academy Watauga
North Texas Collegiate Academy – East Campus
North Texas Collegiate Academy – North Campus
North Texas Collegiate Academy – South Campus
Premier High School – Arlington
Premier High School – Comanche/Early
Premier High School – Fort Worth
Premier High School – Fort Worth (Jacksboro)
Premier High School – Fort Worth (Southside)
Premier High School – Granbury
Richard Milburn Academy Fort Worth
Rocketship Dennis Dunkins Elementary
Texans Can Academy – Fort Worth Lancaster Avenue
Texans Can Academy – Fort Worth Westcreek
Texas Leadership of Arlington
Texas Leadership of Cedar Hill
Texas School of the Arts
Treetops School International
Trinity Basin Preparatory
Trinity Basin Preparatory – Bolt (Fort Worth)
Trinity Basin Preparatory – Fort Worth (Pafford)
Trinity Basin Preparatory – Fort Worth (Panola)
Trinity Basin Preparatory – South
Trinity Basin Preparatory – Titan
Trinity Basin Preparatory – West
Trinity Charter Schools – Fort Worth (AH Campus)
Trinity Charter Schools – Tyler
Trivium Academy
University of Texas - Clearfork Academy (RTC)
Uplift Ascend
Uplift Ascend Middle
Uplift Ascend Preparatory High School
Uplift Crescendo Preparatory
Uplift Elevate Preparatory Middle
Uplift Elevate Preparatory School
Uplift Meridian School
Uplift Mighty High School
Uplift Mighty Middle
Uplift Mighty School
Uplift Summit International High School
Uplift Summit International Middle
Uplift Summit International Primary
Westlake Academy
Winfree Academy Charter School (Lewisville)
Winfree Academy North Richland Hills

ESC Funding

ESCs receive funding from three sources: the federal government, the state government, and through local funds. With these funds, we are able to hire and maintain quality staff, operate a comfortable training facility that can accommodate the needs of district personnel throughout the region, and provide state-of-the-art training equipment and technology. In addition, we work hard to utilize every dollar of funding in order to provide the best programs and services either free of charge or at reduced fees. We form cooperatives that allow for bulk purchasing of items or services and develop specialized services at reduced fees in order to meet the needs of our school districts.

2023-24 Budgeted Revenues (\$45.3 million)

- **Local = 46%**
Generated through sales of services
- **Federal = 27%**
Managed by the ESC as flow-through funds to schools for legally designated purposes
- **State Other = 26%**
Managing state grants/initiatives
- **State Base = 1%**
Core services and services to improve 1 student performance



**These are pre-audit numbers that have not been finalized.*

Superintendent Feedback



Programs and Services

ESC Region 11 offers programs and services to school districts and charter schools in the region. In addition, customized services are available based on the individual needs of districts or campuses.

Programs and services include:

- Administrators and Leadership
- Alternative Certification and Training
- Business & Financial Services
- Curriculum, Instruction and Assessment
- Federal Programs Support
- School Support Services
- Special Education
- Technology

Training at a Glance • 2023-2024

- Individuals Trained
318,002
- Technical Assistance Hours
118,986
- Participant Credit Hours
509,995
- Number of Sessions Offered
2,171

140+

total number of programs and services

\$39,805,848

total district cost savings

98.58%

positive approval rating
on workshop evaluations

2023-2024

at a Glance


118,986



Technical assistance hours provided


318,002

Individuals trained during 2023-24 school year



1,525

distance learning sessions provided



293,947

participants trained via distance learning



2,171
Total Training Sessions

303



SCHOOL BOARD MEMBERS TRAINED

509,995

participant credit hours awarded



90


Teachers honored at the 2024 Teacher of the Year Awards Banquet

2023-2024

at a Glance

59,035

individual contacts made
for technical support



Expanded access to
healthcare to

15,503

students through
COVID-19 Crisis
Response Grant



512,000+

Students Served



920

Safety Audits
conducted in
Region 11 districts

McKinney-Vento Grant offers services to

8,108

students
experiencing
homelessness





**Districts Cost/Cost Savings
For ESC Region 11 Contracts and Services 2023-2024**

WEATHERFORD ISD

Contract or Service Name	District Cost \$	Actual or Estimated Market Value \$	District Savings \$
Master Interlocal Agreement			
Master Interlocal Agreement	-	*	
Comprehensive Services			
Comprehensive Services Basic Contract	650.00	*	-
Administrative and Business Services			
Background Screening Consortium	-	*	
Benefits Co-op	-	*	
Business Services	-	*	
Purchasing Services	-	*	
Superintendent & School Board Member Training	800.00	2,000.00	1,200.00
Human Resources			
HR Systems	30,639.22	48,825.00	18,185.78
Instructional Solutions and Support			
Instructional Solutions and Support	75,004.15	418,858.70	343,854.55
Additional Instructional Services			
DMAC Solutions	-	*	
Eduphoria	-	*	
Instructional Services Cooperative Title I, Part A, Private/Non-Profit Services	-	*	
Instructional Services Cooperative Title II, Part A Private/Non-Profit Services	-	*	
Instructional Services Cooperative Title III, Private/Non-Profit Services	-	*	
Instructional Services Cooperative Title IV, Private/Non-Profit Services	-	*	
Instructional Services SSA Title I, Part C Migrant Education Program	-	*	

EDUCATION SERVICE CENTER
REGION 11



Instructional Services SSA Title I, Part C, Carl D. Perkins Grant - Career and Technical Education	-	*	
Instructional Services SSA Title III Part A, Limited English Proficient	-	*	
Mastery Item Bank (formerly Certica Navigate)	-	*	
TEKS Resource System	-	*	-
TEKSbank	10,278.50	60,785.00	50,506.50
Digital Learning			
Discovery Ed. Supplemental Options (formerly Digital Resources Supplemental)	-	*	
Librarian Services	-	*	
Technology Resources Education Consortium (TREC)	-	*	
Management Information Systems			
ASCENDER Service Fees-(Co-op Fee, Hosting Fee, Extracts)	-	*	
Management Information Systems Cloud Storage	-	*	
Management Information Systems Data Backup	-	*	
Management Information Systems Software & Support Service (ASCENDER Student and Business)	-	*	
Management Information Systems Software & Support Service (Student Data Entry)	-	*	
OnDataSuite	-	*	
Technology Services	9,000.00	15,000.00	6,000.00
TSDS (PEIMS, TIMS, UID, Core Collections)	7,297.00	75,000.00	67,703.00
TxTracts	-	*	
District Savings for Contracts with Comparable Market Value: \$487,449.83			
* No comparable programs or services available elsewhere.			



Descriptions of ESC Contracts/Market Value Rationale

2024-2025

Contract	Description	Market Value Rationale										
Comprehensive Services												
Comprehensive Services — Basic Contract	This basic contract serves as a prerequisite to signing up for one or more ESC contracts. It provides technical assistance and participation in TASA Study Group meetings, the TASA Midwinter Breakfast meeting, Superintendents’ Fall Conference, Superintendent cluster meetings (quarterly), Technology Directors meetings, and Instructional Leaders meetings.	There are no comparable programs or services available elsewhere.										
Administrative and Business Services												
Background Screening Consortium	Consortium members receive highly accurate background screening results from national provider JD Palatine, with proven quality and value. Screening fees are significantly discounted from standard retail rates for members. Members receive the same-price guarantee for volunteer and employment-related searches.	Member districts pay an average of \$1.10 per screening instead of the \$4.50 that JD Palatine charges per background screening for non-contract districts. This offers a savings of \$2.95 per screening. Districts are using this service for all volunteers, so the total savings varies.										
Benefits Co-op	ESC Region 11’s Benefits Co-op provides supplemental health benefits to member districts/charters.	No market value is available. This co-op leverages buying power (based on the number of districts/charters that participate each year) in order to drive down benefits costs. Because of this, the savings percentages are dependent on the plans/options selected.										
Business Services	ESC Region 11’s Business Center provides full-charge bookkeeping/finance and payroll to ISDs and charter schools.	Market value is based on a conservative estimate of the median salaries of Business Office personnel in a school district who are trained and experienced in performing these key, full-service bookkeeping functions: <table style="margin-left: auto; margin-right: auto; border-collapse: collapse;"> <thead> <tr> <th style="text-align: left; border-bottom: 1px solid black;">Function</th> <th style="text-align: right; border-bottom: 1px solid black;">Salary</th> </tr> </thead> <tbody> <tr> <td>Payroll Only</td> <td style="text-align: right;">\$50,000</td> </tr> <tr> <td>Finance Only.</td> <td style="text-align: right;">\$75,000</td> </tr> <tr> <td>Payroll and Finance.</td> <td style="text-align: right;">\$150,000</td> </tr> <tr> <td>Bank Reconciliations Only.</td> <td style="text-align: right;">\$15,000</td> </tr> </tbody> </table>	Function	Salary	Payroll Only	\$50,000	Finance Only.	\$75,000	Payroll and Finance.	\$150,000	Bank Reconciliations Only.	\$15,000
Function	Salary											
Payroll Only	\$50,000											
Finance Only.	\$75,000											
Payroll and Finance.	\$150,000											
Bank Reconciliations Only.	\$15,000											

EDUCATION SERVICE CENTER
REGION 11



Purchasing Services	<p>This contract provides practical advice/support with RFPs and competitive bids, price quotes, purchasing cooperatives, EDGAR guidelines, TEC 44.031, and purchasing contracts. It also provides a yearly Purchasing Audit with recommendations and guidance for utilizing district procurement practices.</p>	<p>The market value for the Purchasing Services contract is based on the median salary for a Buyer or Purchasing Agent within the DFW market. The average compensation for a Purchasing Buyer/Agent in DFW is \$55,000. Based on district enrollment, this contract charges districts \$2,000-\$5,000.</p>
Superintendent and School Board Member Training	<p>ESC Region 11 offers a standard menu of school board training as well as customized training designed to meet the needs of individual school districts. Training packages include Levels I, II, III, and III for the ISD School Board, and charter School Board training.</p>	<p>TASB training costs \$900 for a half-day training, plus annual TASB membership (\$100 per trustee) and travel expenses. Therefore, training for four hours would cost approximately \$1,850 (\$900 + \$800 membership + \$150 travel). Our contract charges the district \$800, which includes unlimited technical support, new board member training, TEC update/orientation training, and Evaluating and Improving Student Outcome training at no extra charge.</p>
Nursing Services	<p>The Healthy Schools Alliance Nursing Contract offers a participant unlimited and ongoing technical assistance, access to a Professional Learning Network (PLN), registration for the Summer Nurse Conference, registration for the New School Nurse Academy, and access to a monthly newsletter with resources and current best practices.</p>	<p>The market value for the nursing contract is derived from the aggregate of the cost of the individual contract components. The New School Nurse Academy includes 4 in-person, full-day sessions and 5 virtual, half-day sessions. Based on the ESC Region 11 Pricing Structure of \$1050/full-day, in-person PD (one consultant) and \$450/virtual, half-day PD (one consultant), the market value of the New School Nurse Academy is \$6450. The average cost of a school nurse conference in Texas is \$270 (TSNO \$400, TSNAA \$300, Cook Children’s Symposium \$100, McClane Children’s \$275). A survey of recent median salaries for a nurse navigator who would provide technical assistance and customer solutions is \$96,188 annually.</p>
Human Resources		
HR Resources	<p>The HR Resources consortium offers an employment application, electronic records management, and absence/substitute management.</p>	<p>The consortium provides members with the following savings:</p> <ul style="list-style-type: none"> ● employment application (20%) ● electronic records management (15%) ● absence/substitute management (12.5%)

EDUCATION SERVICE CENTER

REGION 11

Instructional Solutions and Support

<p>Instructional Solutions and Support</p>	<p>The ISS contract provides reduced rates for Administrative Services, Instructional Services, and Digital Learning services. LEAs pay a fixed fee, based upon current enrollment, for the majority of Instructional Service professional development, along with unlimited phone/email technical assistance for initiatives, programs, and other instructional or budgetary support. Comparable consulting fees in the private sector typically range from \$100 to \$250 per hour or more for similar technical and administrative support services.</p>	<p>Professional development providers such as ASCD, TASA, and Lead4ward charge an average of \$300 per session. Our contract fee is estimated to be 50% of that cost. In addition, this contract includes five digital products at significant cost savings. The products with their market value are listed below:</p> <table border="1"> <thead> <tr> <th>Product Name</th> <th>Market Value of Product</th> </tr> </thead> <tbody> <tr> <td>Canvas LMS</td> <td>\$8.60 per enrollment</td> </tr> <tr> <td>Discovery Education</td> <td>\$6.50 per enrollment</td> </tr> <tr> <td>VoiceThread</td> <td>\$3.21 per enrollment</td> </tr> <tr> <td>TexQuest</td> <td>\$28.00 per enrollment</td> </tr> <tr> <td>Professional Development</td> <td>\$8.13 per enrollment</td> </tr> </tbody> </table>	Product Name	Market Value of Product	Canvas LMS	\$8.60 per enrollment	Discovery Education	\$6.50 per enrollment	VoiceThread	\$3.21 per enrollment	TexQuest	\$28.00 per enrollment	Professional Development	\$8.13 per enrollment
Product Name	Market Value of Product													
Canvas LMS	\$8.60 per enrollment													
Discovery Education	\$6.50 per enrollment													
VoiceThread	\$3.21 per enrollment													
TexQuest	\$28.00 per enrollment													
Professional Development	\$8.13 per enrollment													

Additional Instructional Services

<p>DMAC (Data Management for Assessment and Curriculum) Solutions</p>	<p>DMAC is an ESC component that exists to supply Texas educators with the tools and services necessary to develop and improve the quality of education provided to students. Educators can utilize DMAC software for: Assessments, Data disaggregation, Benchmarking, Student Achievement/Progress Monitoring, Curriculum, Campus Planning, Personal Graduation Plans, Student Portfolios, etc.</p>	<p>Based on district RFPs acquired through market research analysis, the average cost for data analysis products and services of this type would cost a district \$3.57 per student.</p> <table border="1"> <thead> <tr> <th># of Campuses in District</th> <th>Enrollment</th> <th>Market Research Analysis</th> <th>DMAC Price</th> </tr> </thead> <tbody> <tr> <td>7</td> <td>10,500</td> <td>\$37,520</td> <td>\$1,500 per District</td> </tr> <tr> <td>10</td> <td>12,000</td> <td>\$42,840</td> <td>\$1,500 per District</td> </tr> <tr> <td>24</td> <td>65,000</td> <td>\$232,050</td> <td>\$1,500 per District</td> </tr> </tbody> </table>	# of Campuses in District	Enrollment	Market Research Analysis	DMAC Price	7	10,500	\$37,520	\$1,500 per District	10	12,000	\$42,840	\$1,500 per District	24	65,000	\$232,050	\$1,500 per District
# of Campuses in District	Enrollment	Market Research Analysis	DMAC Price															
7	10,500	\$37,520	\$1,500 per District															
10	12,000	\$42,840	\$1,500 per District															
24	65,000	\$232,050	\$1,500 per District															

EDUCATION SERVICE CENTER
REGION 11



<p>Eduphoria! Suite</p>	<p>Eduphoria components include:</p> <ul style="list-style-type: none"> • Aware – data analysis/assessment tool • Forethought – curriculum/lesson planning module • Facilities & Events – Inventory management tool • Helpdesk – Service management tool • Strive – Appraisal and internal workshop tool <p>Formspace – Tool to automate district forms and approval processes</p>	<p>Based on district RFPs acquired through market research analysis, the average cost for data analysis products and services of this type it would cost a district \$3.57 per student.</p> <table border="1" data-bbox="1121 472 1976 722"> <thead> <tr> <th># of Campuses in District</th> <th>Enrollment</th> <th>Market Research Analysis</th> <th>Eduphoria Price</th> </tr> </thead> <tbody> <tr> <td>7</td> <td>10,500</td> <td>\$37,520</td> <td>\$22,050 per District</td> </tr> <tr> <td>10</td> <td>12,000</td> <td>\$42,840</td> <td>\$31,500 per District</td> </tr> <tr> <td>24</td> <td>65,000</td> <td>\$232,050</td> <td>\$75,600 per District</td> </tr> </tbody> </table>	# of Campuses in District	Enrollment	Market Research Analysis	Eduphoria Price	7	10,500	\$37,520	\$22,050 per District	10	12,000	\$42,840	\$31,500 per District	24	65,000	\$232,050	\$75,600 per District
# of Campuses in District	Enrollment	Market Research Analysis	Eduphoria Price															
7	10,500	\$37,520	\$22,050 per District															
10	12,000	\$42,840	\$31,500 per District															
24	65,000	\$232,050	\$75,600 per District															
<p>Instructional Services Cooperative Title I, Part A, Private/Non-Profit Services</p>	<p>ESC Region 11 will act as the fiscal agent for the district set-aside funds for private, non-profit schools and provide the required services to the private, non-profit schools. This will include handling all negotiations with the Private/Non-Profits (PNPs), assisting with student identification, ensuring all federal guidelines are followed, processing all financial requests, and reporting to the Local Education Agency (LEA) at the end of the year.</p>	<p>Market value is based on TASB’s compensation data for the median salary of Federal Program Directors of districts in Region 11. The median salary is \$93,000. Districts that utilize the PNP Service contract can expect to receive the equivalent of a 1 FTE for Private/Non-Profit Services.</p>																
<p>Instructional Services Cooperative Title II Private/Non-Profit Services</p>	<p>ESC Region 11 will act as the fiscal agent for the district set-aside funds for private, non-profit schools and provide the required services to the private, non-profit schools. This will include handling all negotiations with the PNPs, assisting with student identification, ensuring all federal guidelines are followed, processing all financial requests, and reporting to the LEA at the end of the year.</p>	<p>Market value is based on TASB’s compensation data for the median salary of Federal Program Directors of districts in Region 11. The median salary is \$93,000. Districts that utilize the PNP Service contract can expect to receive the equivalent of a 1 FTE for Private/Non-Profit Services.</p>																

EDUCATION SERVICE CENTER

REGION 11

<p>Instructional Services Cooperative Title III Private/Non-Profit Services</p>	<p>ESC Region 11 will act as the fiscal agent for the district set-aside funds for private, non-profit schools and provide the required services to the private, non-profit schools. This will include handling all negotiations with the PNPs, assisting with student identification, ensuring all federal guidelines are followed, processing all financial requests, and reporting to the LEA at the end of the year.</p>	<p>Market value is based on TASB's compensation data for the median salary of Federal Program Directors of districts in Region 11. The median salary is \$93,000. Districts that utilize the PNP Service contract can expect to receive the equivalent of a 1 FTE for Private/Non-Profit Services.</p>
<p>Instructional Services Cooperative Title IV, SSA, Private/Non-Profit Services</p>	<p>ESC Region 11 will act as the fiscal agent for the district set-aside funds for private, non-profit schools and provide the required services to the private, non-profit schools. This will include handling all negotiations with the PNPs, assisting with student identification, ensuring all federal guidelines are followed, processing all financial requests, and reporting to the LEA at the end of the year.</p>	<p>Market value is based on TASB's compensation data for the median salary of Federal Program Directors of districts in Region 11. The median salary is \$93,000. Districts that utilize the PNP Service contract can expect to receive the equivalent of a 1 FTE for Private/Non-Profit Services.</p>
<p>TEKS Resource System</p>	<p>This contract provides assistance to districts in the design of a Deployment and Implementation Plan, access to the TEKS Resource System Online Curriculum System, and training to designated staff in the design and functionality of the TEKS Resource System offered at the ESC or in regional cluster sites.</p>	<p>The market value for this service should be determined according to the number of personnel, the development time, and the technology hardware/software required to develop a comparable product. At a minimum (assuming full-time FTEs and the use of minimal technology), a district would need one director to manage the program and four curriculum specialists in each core area. The district's total cost associated with these personnel would be calculated based on the locally approved salary schedules. Market Value = 1 director salary + 4 curriculum specialist salaries</p>
<p>TEKSbank Software</p>	<p>TEKSbank is a software program that allows districts/campuses to generate customized tests. TEKSbank includes an item bank with more than 65,000+ questions available that support math, ELA, science, and social studies. TEKSbank items are aligned to the content, concepts, skills, processes, and rigor of the TEKS Readiness, Supporting, and Process skills.</p>	<p>Based on district RFPs acquired through market research analysis, the average cost for data analysis services of this type would cost a district \$3.57 per student.</p>

EDUCATION SERVICE CENTER
REGION 11



<p>Discovery Education Supplemental Science Options</p>	<p>Districts that purchase this contract may opt to receive Discovery Education Science Supplemental K-8 and Mystery Science K-5.</p>	<p>ESC Region 11 has negotiated special pricing through Discovery Education for these products. Market value is based on the price a district would pay if they purchased these items directly from Discovery Education. Market Value: Discovery Education Supplemental Science \$2000 per campus/site Mystery Science \$1500 per campus/site</p>
<p>Librarian Services</p>	<p>This contract provides a certified librarian on a part-time daily basis to school libraries.</p>	<p>Market value is based on consultant fees assessed to non-contract districts of \$1,900 per day.</p>
<p>Technology Resources Education Consortium (TREC)</p>	<p>TREC is a multi-regional school library system formed to create a network of school libraries in Texas that share the cost of implementing, maintaining, and operating a school library automation system. Member libraries have access to continuing professional development, digital resources, personal tech support, and other services.</p>	<p>Market value is based on:</p> <ol style="list-style-type: none"> 1. Retail costs from Follett for Destiny products, services, and training if the ESC consortium were not available, such as software licenses, subscription services, training, and cataloging services- 2. A portion of the shared costs of the consortium resources, including e-books, databases, and servers (purchase, upgrades, license renewals, and maintenance). 3. A portion of district employee's time to install new servers and maintain and upgrade library servers. 4. Employee's time to upgrade the Destiny software and troubleshoot problems. 5. Employee's time to assist the library with software issues. 6. Cost of professional development for non-member districts. <p>For example, a non-member district could pay as much as \$1,999 for one day of training on the Destiny system through Follett vs. \$0 for TREC consortium members. A district could spend \$5,000 on a new server from Dell for the district to host the Destiny software. The estimated market value of a district with 4 campuses using Destiny Library Manager at each site hosted on TREC servers, 4 Title Peek subscriptions, using TREC tech support, attending as many as 7-8 Webinars, taking 1 online library course, and the central e-book library is \$30,318 (which includes the \$5,000 cost of a server). The TREC district would pay \$5,900 for these products, services, and server support.</p>
<p>Discovery Education Region 4</p>	<p>This contract provides Discovery Education only for Region 4 district and charter schools that want to purchase. (ESC Region 4 does not currently sell Discovery.)</p>	<p>Discovery Education is sold in other states through non-channel distribution at \$4,000 per site (or estimated at \$6.50 per student). Mystery Science is \$1,500 per site. Discovery Education Supplemental Science is \$2,000 per site.</p>

EDUCATION SERVICE CENTER
REGION 11



Management Information Services		
<p>ASCENDER Service Fees (co-op fees, hosting fee, Sybase SQL license)</p>	<p>This is a service offered in which ESC Region 11 provides the equipment, software, backup, management of the servers hosting the TxEIS Business and Student applications. District data is housed at ESC Region 11 and available from any computer with an internet connection. This contract is also for the license required to run TxEIS software.</p>	<p>Market value is based on pricing from TEA's State Supported Student Information System and retail pricing provided by Sybase. An example would be a district with 6,300 students. ESC Region 11 charges \$5,000 annually to host. Skyward has quoted charges of \$2.65 per student to host the SIS and an additional \$2.65 per student for business, for a cost of \$33,390 annually.</p>
<p>Management Information System Cloud Storage</p>	<p>This contract provides secure, off-site, Cloud Storage. Features include encrypted data transport and storage, access to the school's data online 24/7 (except for scheduled and unscheduled maintenance and outages), software and access to the necessary agents to allow schools and entities to manage their own Cloud Storage environment, installation assistance for the agents installed on district hardware, training on system usage and reporting, technical assistance and support, and quarterly billings to districts based upon usage.</p>	<p>ESC Region 11's Cloud Storage contract allows for unlimited uploads and downloads of data for \$30/TB/month. The yearly cost per TB is \$360. Amazon Web Services (AWS) charges \$21/TB/month on the uploaded storage, but \$90/TB/month for any data that is downloaded. For example, the comparative cost for Amazon Web Services on a one-TB upload and download would be \$111 per month. This equates to an annual AWS cost per TB upload and download of \$1,332, making ESC Region 11's offering a savings of \$772/TB/year.</p>
<p>Management Information Systems Data Backup</p>	<p>This service allows districts to back up as much or as little data as it chooses. A client application is installed on the machines to be backed up. This data is encrypted and stored at ESC Region 11 to serve as the district's off-site backup.</p>	<p>ESC Region 11's data backup contract includes a off-site, non-cloud hosted. backup software solution, storage for backups, 30-day retention, unlimited technical support, backup consultation, and on-site restoration assistance. If a district is backing up 1000 GB of data, our price would be \$800 per month for these services (\$.80/GB). Comparable enterprise level backup services, such as fully self-hosted Avamar Solutions, would, at minimum, cost \$800 per month for client software, \$100 per month minimum storage needs plus an additional \$1,000 per day for consulting services based on industry standards.</p>

EDUCATION SERVICE CENTER

REGION 11

<p>Management Information Systems ASCENDER Student and Business</p>	<p>The Web-based Student Information System is designed specifically for Texas schools. Modules include Attendance, Discipline, Grade Reporting, Registration, Scheduling, Health, Special Education, Test Score integration, online Gradebook and Classroom attendance, Parent Portal, and Student Portal. The system is fully PEIMS compliant. The Web-based Business Information System is also designed for Texas schools. Modules include Human Resource, Finance, Budget, Purchasing, and Asset Management. It is fully PEIMS compliant, with an application to manipulate the TEA format file.</p>	<p>Market value is based on prices provided by commercial retail providers. For example, a district with 6,300 students would have an annual cost of approximately \$60,500 with Region 11. Using Skywards pricing for a Region 11 district, based upon \$9.65 per student for business and \$9.65 per student for the student information system and hosting, the market value would be \$121,600. This market value price includes 100 hours of field-level support at the rate of \$103 per hour (for the Student System) and 50 hours of support at the rate of \$103 per hour (for the Business System).</p>
<p>Management Information Systems Student Data Entry</p>	<p>This is an offering to small districts (less than 200 students) in which the district can contract with the MIS department to maintain student records primarily for submission of PEIMS data.</p>	<p>Market value is based on prices provided by commercial retail providers. For example, a small school using this service is charged \$5,833.47 per year with unlimited phone support and training included. The comparable cost of Skyward's solution for a district of 116 students at \$9.65 plus 50 hours of field-level support at \$103/hour would be \$6,269.40.</p>
<p>OnDataSuite</p>	<p>OnDataSuite is a web-based PEIMS-focused data analysis tool that adds value to your PEIMS information by providing access to thousands of reports.</p>	<p>There is no market value available. ESC Region 11 only passes on the cost for this product to districts.</p>
<p>Technology Services</p>	<p>This contract bundles many of the services that our districts use, including DDoS Mitigation, DNS services, Bandwidth Monitoring, Onsite Tech Support, useful workshops, as well as discounted rates for some of our other technology offerings.</p>	<p>The cost of the contract is based upon tiered pricing based upon district size. The price for the largest districts (20,001+) is \$20,000 per year. The retail price on the DDoS service alone is \$7,100/month, or \$85,200 per year.</p>

EDUCATION SERVICE CENTER
REGION 11



<p>Texas Student Data System (TSDS)/PEIMS</p>	<p>PEIMS Data Quality Services is a contracted service available to all school districts in Region 11. It provides both organized training and technical assistance to district PEIMS Coordinators and other vital district staff, above and beyond the routine reporting tasks required by TEA. Through multiple training sessions and available telephone/e-mail consultation, PDQS assists with procedures, timelines, and interpretation of the PEIMS Data Standards, the Student Attendance Accounting Handbook, and EDIT+ Reports, covering all aspects of data collection for all four PEIMS submissions.</p>	<p>Market value is based on the cost a district would incur if the ESC services were not available. A district employee would need to attend PEIMS training and provide it to district personnel. That person would also have to field any daily PEIMS-related questions as well as utilize that knowledge during submission time. Expertise would need to be in Personal ID (PID), Person Enrollment Tracking (PET), and Transcript Exchange (TReX) transactions.</p> <p>In a mid-sized district (10,000 students), approximately 60 days of service would be required. The contracted daily rate for a consultant is \$125-\$187.50 per hour, with an average of \$156.25 per hour (x 8 hours = \$1,250). The estimated market value of this service for a district is \$1,250 (daily rate) x 60 days of service = \$75,000.</p>
<p>TxTRACTS</p>	<p>TxTRACTS is a solution that streamlines the data import/export process with Ascender and third-party publishers. TxTRACTS is an approved partner with the Texas Computer Cooperative (TCC) to provide this innovative application that complements the data management functions of Ascender by offering a dynamic approach to creating, customizing, and efficiently integrating business and student information.</p>	<p>Market value is based on the median salary for a Junior SQL Developer within the Texas market. This salary is \$75,000. Based on enrollment data and the number of extracts requested by the LEA, this contract charges from \$500 to \$4,000.</p>