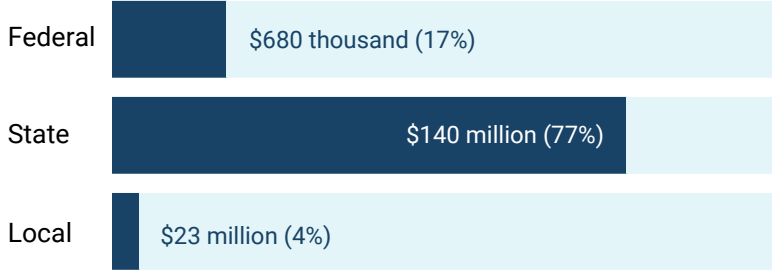


GENERAL FUND BUDGET UPDATE

REVENUE

% OF BUDGET RECEIVED BY SOURCE



To date, we have received 22% of the expected revenue for the year, and we have spent 35% of the General Fund Budget. Similarly, by December 31, 2023, we had received 23% of the total revenue for FY 2024 and spent 35% of the General Fund Budget.

EXPENDITURES

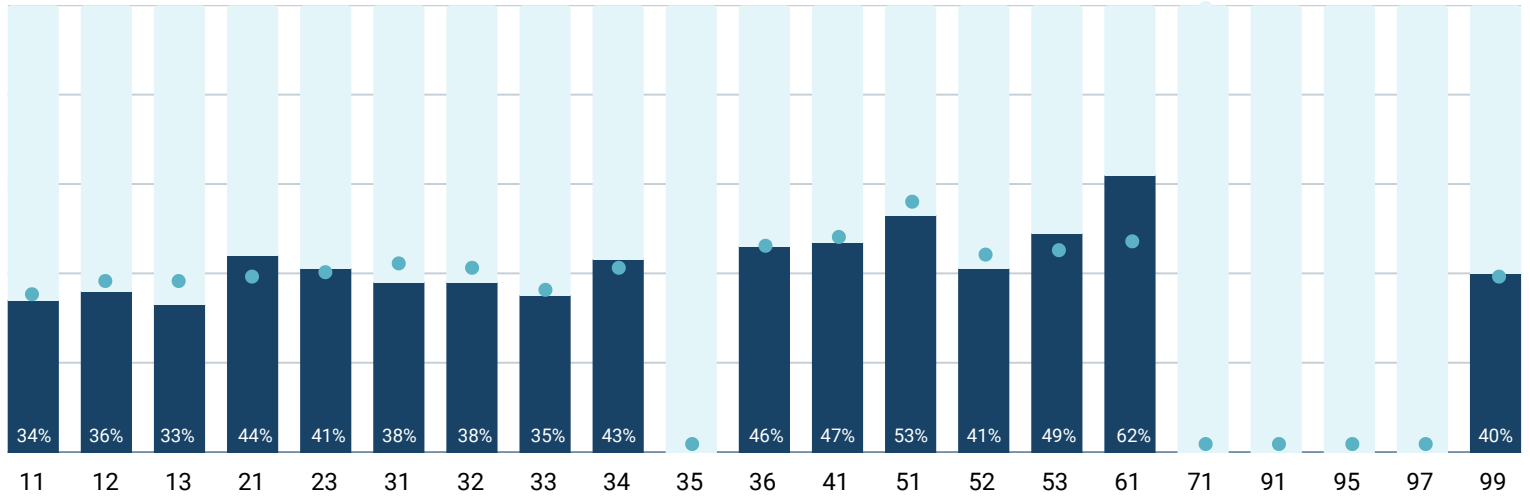
BY OBJECT

OBJECT	TOTAL SPENT	% OF BUDGET
Payroll	\$ 211 Million	36%
Professional & Contracted Services	\$ 29 Million	38%
Supplies & Materials	\$ 9 Million	43%
Other Operating Expenditures	\$ 17 Million	24%
Capital Outlay & Debt	\$ 77 Thousand	35%

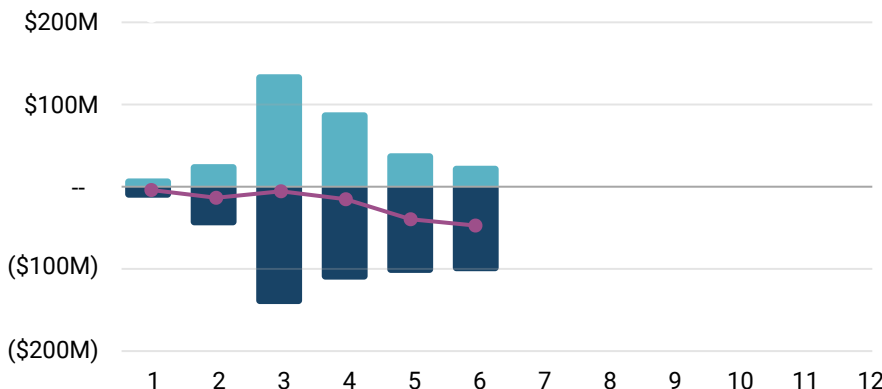
FUNCTIONAL SPENDING

% OF BUDGET SPENT BY FUNCTION

AVERAGE MONTHLY EXPENDITURES THIS QUARTER **\$54M**



CHANGE IN FUND BALANCE



Beginning Fund Balance	\$ 241,305,090
Revenues	164,203,366
Expenditures	(265,987,634)
12.31.2024 Fund Balance	\$ 139,520,821

30% UNASSIGNED 12.31.2024 ENDING FUND BALANCE AS A % OF BUDGET

All information presented in this report represents a snapshot of the quarter before the final accounting period was closed.