

October 4, 2022

Annual Bond & Capital Expenditure Report

Per A.R.S. § 15-491 (K)

7/1/21 – 6/30/22





Per A.R.S. § 15-491 (K)

District Administration is required to present to the Board an annual review of projects being funded with bond funds

Included in this presentation is data from three District funding sources for facility capital improvements:

Bond Funds

Adjacent Ways Funds

Building Renewal Grant Funds





Adjacent Ways Project Expenditures

\$49,014

- Mesa Verde bus & fire lane paving/sealcoating - \$49,014





Building Renewal Grant (SFOB) Expenditures

\$4,601,834

Amphitheater High School - \$176,545

- 300 Wing structural design - \$30,795
- Main Gym roof replacement - \$118,227
- 300 Wing Breezeway sewer replacement - \$15,780
- Central Plant 3 chilled/cold water line assessment - \$1,900
- Central Plant 2 chilled/cold water line assessment - \$9,753



Building Renewal Grants (SF0B) – cont.



AHS – Main Gym Roof Replacement




Building Renewal Grants (SFOB) – cont.

Canyon del Oro High School - \$1,222,675

- Roof replacement phase II - \$1,222,675





Building Renewal Grants (SFOB) – cont.

Copper Creek Elementary School - \$24,300

- MPR roof replacement design - \$24,300

Cross Middle School - \$2,549,623

- Campus roof replacement - \$2,549,623



Building Renewal Grants (SFOB) – cont.



Cross MS Campus Roof Replacement



Building Renewal Grants (SFOB) – cont.

Harelson Elementary School - \$78,405

- Funhouse weatherization design - \$9,890
- Funhouse weatherization – \$68,515





Building Renewal Grants (SFOB) – cont.

Holaway Elementary School - \$21,655

- Sewer repair - \$21,655

Ironwood Ridge High School - \$488,722


- Fine Arts/Gym weatherization assessment - \$6,020
- Fine Arts/Gym weatherization design - \$10,083
- Fine Arts/Gym weatherization - \$236,073
- Roof restoration - \$236,546



Building Renewal Grants (SFOB) – cont.



IRHS FA/Gym Weatherization



Building Renewal Grants (SFOB) – cont.

Painted Sky Elementary School - \$750

- Fire Alarm Assessment - \$750

Prince Elementary School – \$28,769

- Mustang Room HAVC Replacement - \$28,769

Rillito Center - \$10,390

- Weatherization design - \$10,390



Building Renewal Grants (SFOB) – cont.



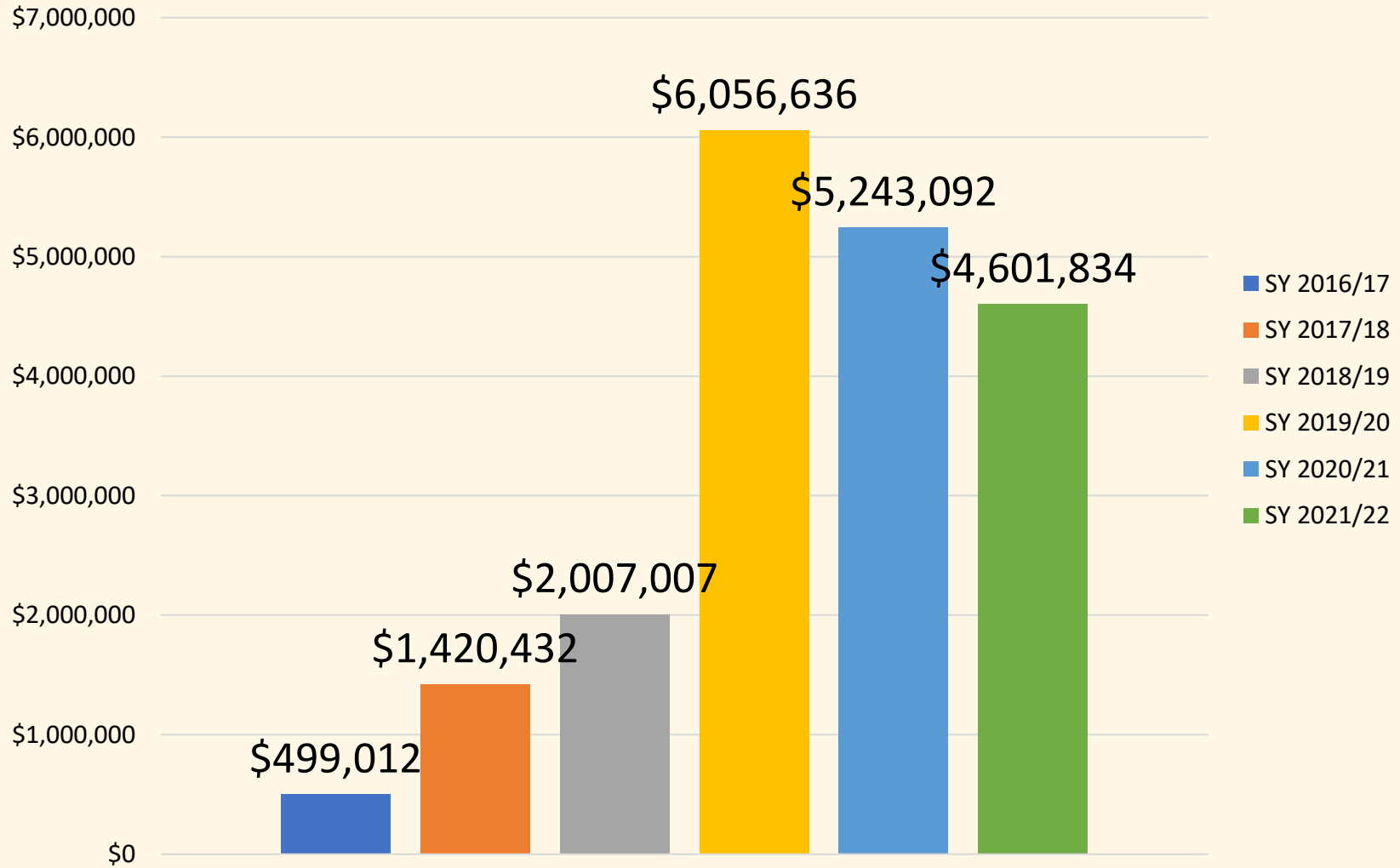
Prince ES Mustang Room HVAC Replacement



Building Renewal Grant Expenditures

Total SY 2021 - 2022 - \$4,601,834

*SY 2021 – 2022 SFOB Grant Awards - \$5.1M





Facilities Renewal Bond Project Expenditures

\$2,475,242

Amphitheater High School - \$464,009

- Paint Fencing - \$26,902
- Bottle filler installs - \$3,888
- Pre-school classroom design - \$1,720
- Boys & girls locker room improvements - \$104,128
- Parking lot improvements - \$9,695
- Cafeteria HVAC replacement - \$141,659
- 400 Wing exterior painting - \$16,275
- 700 Wing HVAC replacement - \$22,223
- 100 Wing carpet replacement - \$28,260



Bond Projects – cont.

- Building H HVAC - \$79,980
- Hot water line replacement - \$4,503
- Building DN HVAC Design - \$24,775



AHS Locker Room Improvements



AHS Bottle Filler



Bond Projects – cont.

Canyon del Oro High School - \$769,467

- East parking lot replacement design - \$13,460
- Central plant renovation design - \$32,981
- Bottle filler install - \$1,197
- Boys & girls locker room improvements - \$102,303
- Chain link fencing - \$16,469
- Domestic water line replacement - \$62,376
- Football field infrastructure improvements - \$14,595
- JV Softball field fence upgrades - \$10,289
- Clock upgrades - \$39,615
- Library boiler replacement - \$33,801
- Fire alarm system upgrades - \$20,849



Bond Projects – cont.

- Access control improvements - \$44,698
- Central Plant renovations - \$328,327
- North Gym HVAC Design - \$48,510



CDO Locker Room Improvements



CDO Bottle Filler



Building Renewal Grants (SFOB) – cont.



CDO Library Boiler



CDO Central Plant Pumps



Bond Projects – cont.

Ironwood Ridge High School - \$295,274

- Outside air damper & controls - \$9,792
- Building I HVAC Replacement - \$147,023
- Boys & girls locker room improvements - \$119,058
- Parking lot improvements - \$8,259
- Roof restoration - \$11,140





Bond Projects – cont.

Amphitheater Middle School - \$50,319

- 600 Wing HVAC replacement - \$16,479
- Bottle filler installation - \$4,319
- Parking lot improvements - \$9,161
- 300 Wing roof coating - \$15,682
- Roof structural evaluation for HVAC – 4,677



Bond Projects – cont.

Copper Creek Elementary School - \$39,717

- Kitchen HVAC replacement - \$26,601
- Bottle filler installation - \$2,771
- HVAC controls - \$7,845
- Fire alarm system improvements - \$2,500

Coronado K-8 School - \$142,102

- Administration building exterior paint - \$34,366
- Bottle filler installation - \$2,554
- Building E boiler replacement - \$99,845
- Classroom 403 carpet replacement - \$5,338



Bond Projects – cont.



Copper Creek ES Kitchen HVAC Replacement



Coronado K-8 Boiler Replacement



Bond Projects – cont.

Donaldson Elementary School - \$55,861

- Administration building HVAC Replacement - \$42,412
- Bottle filler installations - \$5,339
- HVAC Controls - \$8,110

Harelson Elementary School - \$46,271

- Bottle filler installations - \$5,220
- Hot water line replacement phase II - \$41,051



Bond Projects – cont.



Donaldson ES HVAC Replacement



Harelson ES Hot Water Line Replacement



Bond Projects – cont.

Holaway Elementary School - \$62,090

- Security Fencing - \$21,649
- Main electrical service design - \$20,204
- Fence painting - \$3,762
- Administration office design - \$10,140
- Bottle filler installations - \$6,335

Innovation Academy - \$2,500

- Fire alarm system - \$2,500



Bond Projects – cont.

Keeling Elementary School - \$12,851

- Bottle filler installation - \$8,251
- Building A roof HVAC structural evaluation - \$2,100
- Fire alarm system - \$2,500

La Cima Middle School - \$94,059

- Bottle filler installations - \$3,317
- PA system & clock upgrades - \$85,624
- Kitchen HVAC structural evaluation - \$5,118



Bond Projects – cont.

Land Lab - \$42,021

- HVAC replacements \$42,021

Mesa Verde Elementary School - \$54,274

- Access control improvements - \$40,420
- Parking lot improvements - \$11,354
- Fire alarm system - \$2,500





Bond Projects – cont.

Nash Elementary School - \$78,053

- Bottle filler installations - \$3,378
- Buildings F & G HVAC Replacement - \$73,481
- Kitchen roof HVAC structural evaluation - \$1,194

Painted Sky Elementary School - \$22,030

- Fence painting - \$5,932
- Bottle filler installations - \$4,191
- Classroom 20 & 21 carpet replacement - \$9,407
- Fire alarm system - \$2,500

Bond Projects – cont.



Painted Sky ES Carpet Replacement



Nash ES Bottle Filler





Bond Projects – cont.

Prince Elementary School - \$97,595

- Bottle filler installations - \$5,475
- C Building HVAC assessment - \$4,365
- Playground equipment - \$74,349
- IDF HVAC replacement - \$7,796
- Access control upgrades - \$4,450
- Fire alarm system - \$1,161

Rillito Center - \$46,295


- Fire alarm system - \$2,951
- Pool re-plaster & site improvements - \$43,344



Bond Projects – cont.



Rillito Center Site Improvements



Prince ES Playground Equipment



Bond Projects – cont.

Rio Vista Elementary School - \$14,124

- Bottle filler installations - \$9,954
- Fire alarm system - \$2,570
- Activity gym HVAC roof structural evaluation - \$1,600

Wilson K-8 - \$14,290

- Hot water heater replacement - \$3,839
- MPR locker room HVAC roof evaluation - \$2,000
- Central plant pump replacement design - \$8,450



Bond Projects – cont.

Walker Elementary School - \$72,040

- Bottle filler installation - \$7,315
- Cafeteria HVAC Repairs & Replacement - \$60,283
- Security fencing - \$4,442





Bond Expenditures - Transportation

- 6 Buses - \$604,714






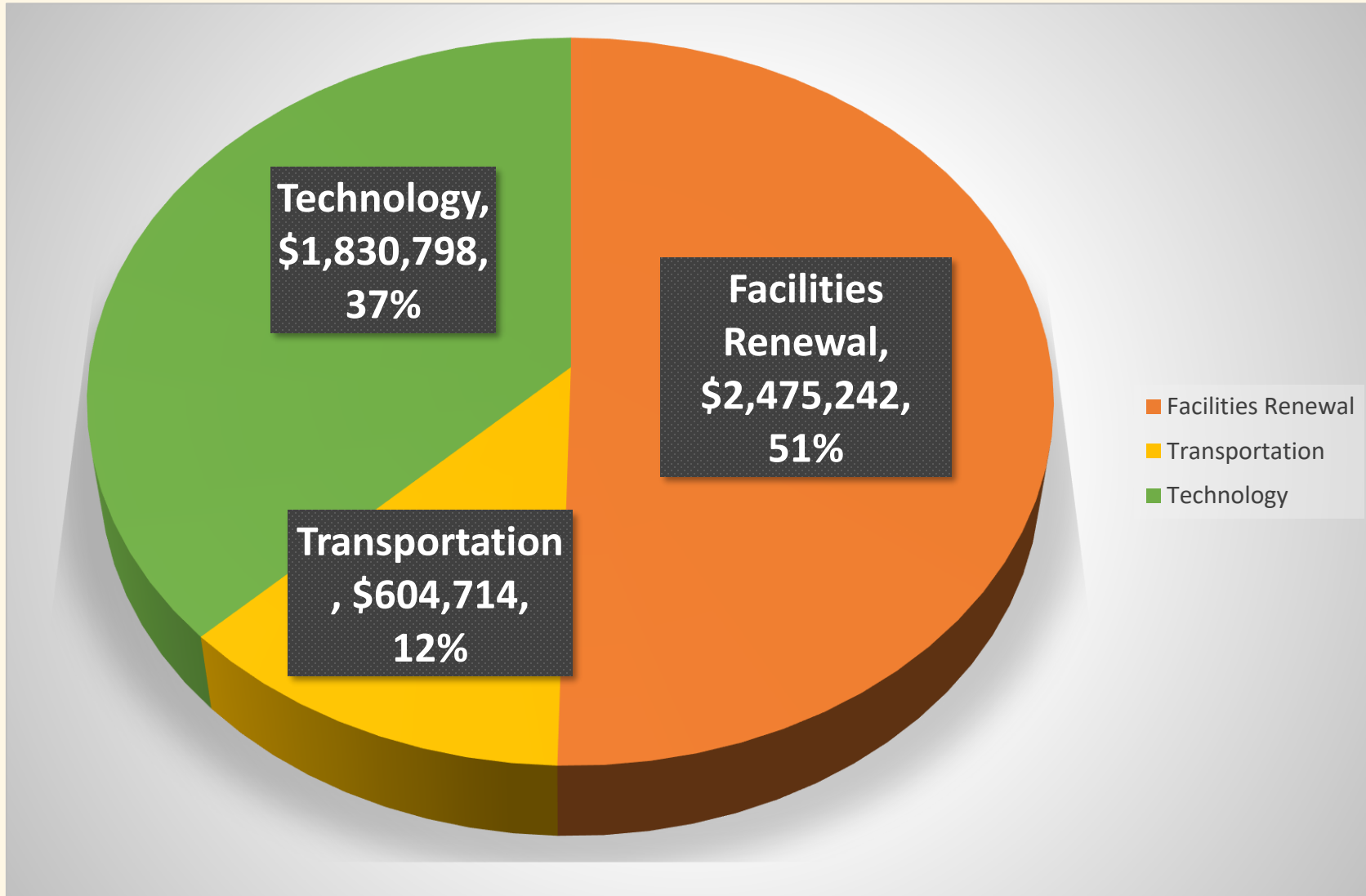
Bond Expenditures - Technology

\$1,830,798

- **Technology Equipment - \$1,796,527**
- **Cabling and infrastructure - \$34,270**



2021-2022 SY Bond Expenditures \$4,910,754





2021 - 2022 SY Facilities Expenditure Summary

• Adjacent Ways	\$ 49,014
• Building Renewal Grant	\$ 4,601,834
• Bond	\$ 2,475,242
Total	\$ 7,126,090

What is the impact of these expenditures?



Facility Condition Assessments

- **Facility Condition Assessment (FCA)**
 - An inspection method used to document the condition of a facility
 - Based on an on-site physical assessment of building system components and conditions – updated yearly
 - Used to determine facility capital renewal and deferred capital needs
- **Facility Condition Index (FCI)**
 - An industry standard metric used to objectively represent the physical condition of a facility as compared to its replacement value
 - Results are represented in the form of an index expressed as a percentage

$$\text{FCI} = \frac{\text{Repair/Renewal Costs}}{\text{Current Replacement Cost}}$$

Facility Condition Assessments – cont.

- The higher the FCI score, the worse the facility condition
- Generally, an FCI score of 10% and below signals a building with good effective age.

<u>FCI Range</u>	<u>Facility Condition</u>
• 0 – 10 %	Good
• 10 – 20 %	Fair
• 21 – 30 %	Poor
• > 30%	Critical



District FCI Scores - Yearly

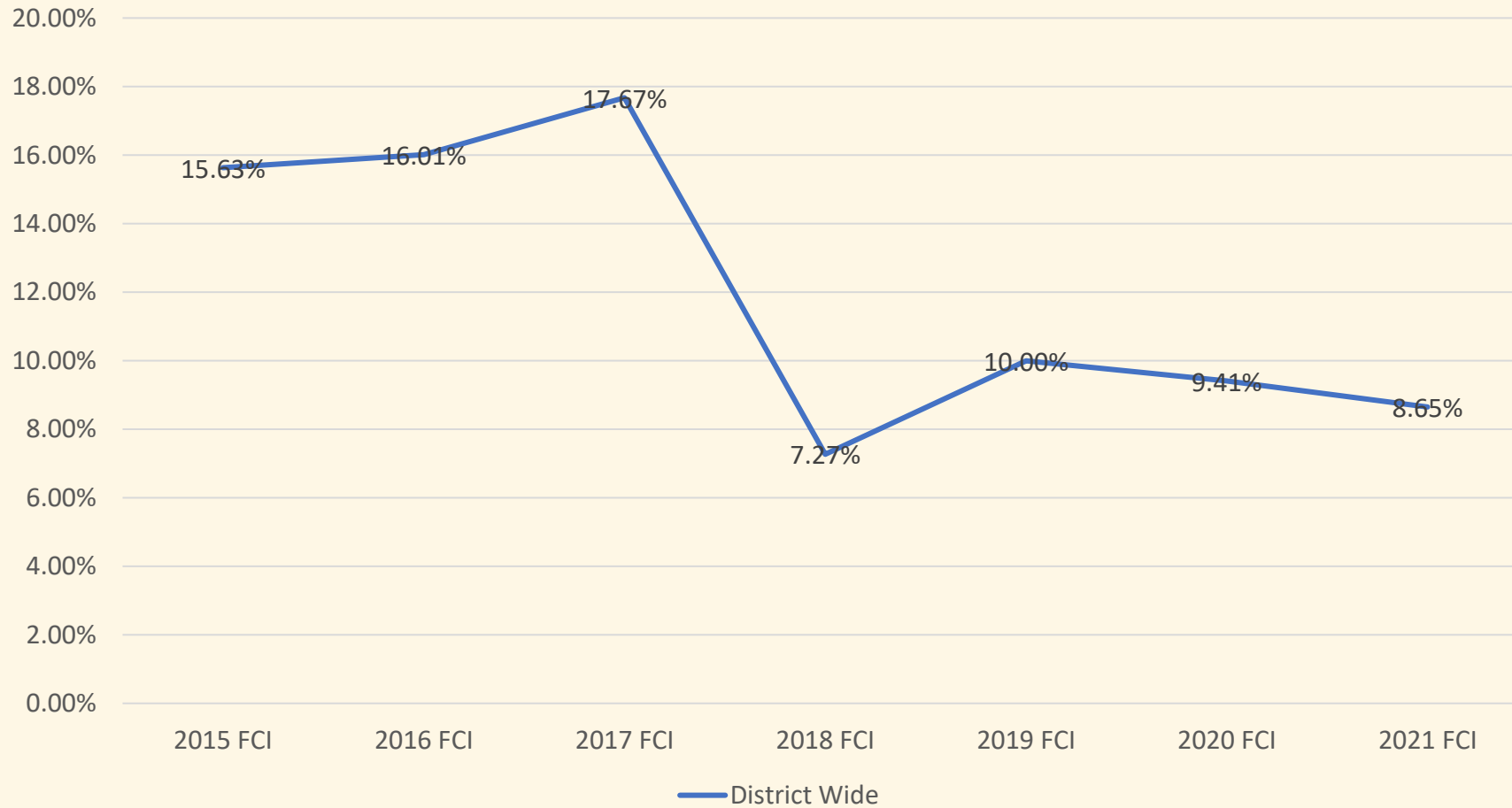
Site	2015 FCI	2016 FCI	2017 FCI	2018 FCI	2019 FCI	2020 FCI	2021 FCI
District Wide	15.63%	16.01%	17.67%	7.27%	10.00%	9.41%	8.65%
Amphi HS	20.79%	21.03%	22.54%	17.94%	14.63%	10.42%	13.28%
AMS	9.77%	11.28%	13.04%	5.46%	9.02%	10.17%	8.53%
CDO	20.84%	20.38%	22.15%	7.53%	12.76%	11.49%	10.77%
Copper Creek	15.03%	15.19%	16.80%	6.40%	8.09%	12.53%	6.63%
Coronado	15.43%	16.34%	17.97%	7.16%	11.12%	14.30%	6.33%
Cross	17.05%	17.05%	18.64%	5.44%	11.60%	12.37%	7.48%
Donaldson	21.75%	22.18%	23.77%	6.32%	12.23%	11.78%	8.40%
El Hogar	18.80%	18.90%	20.63%	10.24%	11.51%	7.60%	9.43%
Harelson	14.95%	15.18%	16.77%	3.72%	5.88%	8.59%	6.36%
Holaway	11.25%	11.80%	13.52%	6.74%	8.83%	7.18%	13.00%
Innovation	xxx	xxx	xxx	0.00%	0.00%	0.00%	0.00%
Ironwood Ridge	16.01%	18.01%	19.78%	6.84%	12.97%	5.35%	6.56%
Keeling	14.81%	14.89%	16.66%	7.29%	7.88%	8.27%	11.41%
La Cima	16.54%	18.51%	20.01%	11.89%	8.05%	11.49%	6.05%
Mesa Verde	17.36%	9.96%	11.76%	5.11%	9.79%	10.23%	12.54%
Nash	14.87%	15.70%	17.25%	5.29%	8.38%	8.79%	9.31%
Painted Sky	17.36%	18.93%	20.70%	4.34%	12.08%	2.86%	3.55%
Prince	13.11%	15.55%	17.32%	8.41%	11.71%	10.25%	9.85%
Rillito	5.61%	6.97%	8.62%	5.11%	4.62%	3.88%	6.41%
Rio Vista	9.57%	11.34%	12.95%	7.91%	9.85%	7.20%	9.00%
Walker	18.87%	18.67%	20.29%	5.86%	10.76%	8.13%	8.43%
Wilson	18.44%	18.25%	19.89%	7.73%	8.19%	14.75%	8.40%





District FCI Scores - Yearly

District Wide





Questions?

