



MONTHLY INVESTMENT REPORT

Collin County College

MAY 31, 2023



MEEDER

Debt Ceiling Domination

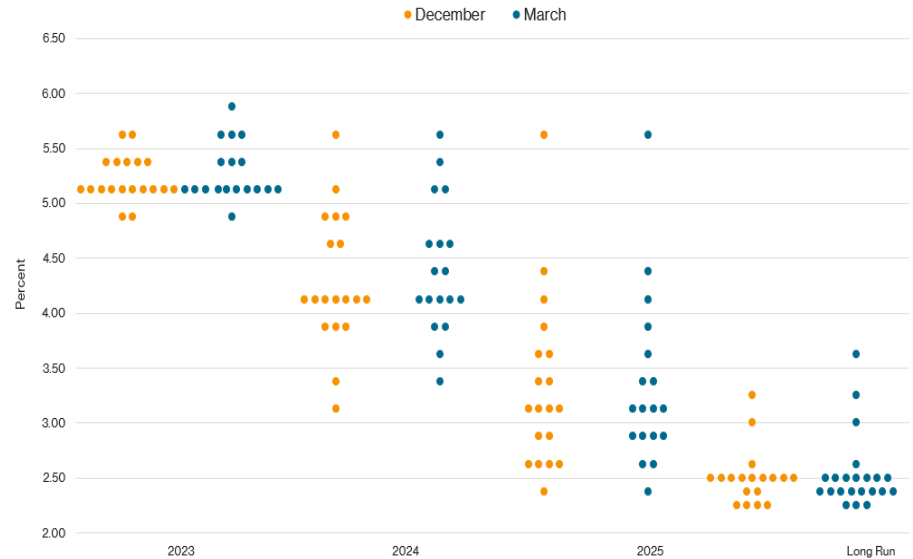
The debt ceiling debate dominated headlines in May, overshadowing solid economic data that pointed to a moderating but solid US economy. While inflation and labor market data increased the odds of a June rate hike, some Federal Reserve Governors indicated a pause might be more appropriate.

As the month progressed and we edged closer to the “X-date” of June 1st, the treasury bill market began pricing in the risk of a technical default. Yields on treasury bills maturing in the first week of June surged to over 7% as investors moved to avoid owning securities maturing after the estimated day the Treasury would run out of funds and not be able to service debt payments. By the end of the month, as a debt ceiling deal took shape, yields on those bills moved lower as markets priced out default risk and turned their eyes back to the June FOMC meeting.

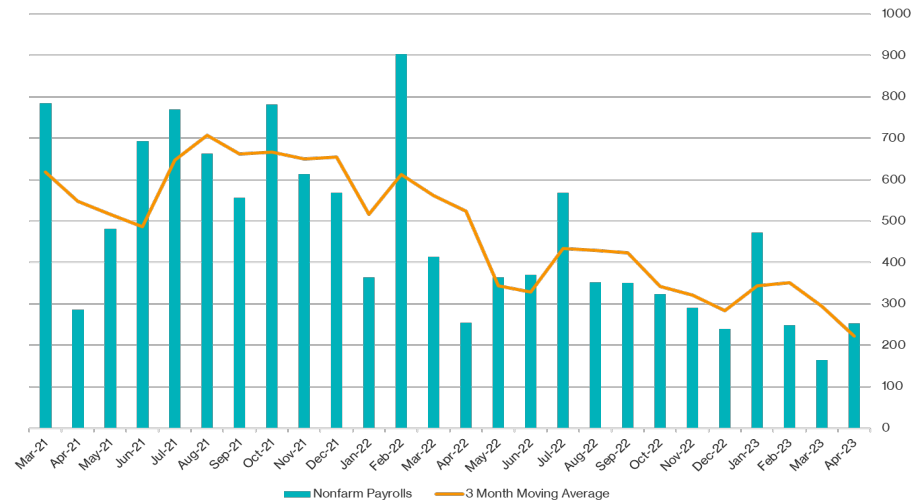
The May jobs report showed the US economy added 253,000 jobs, pointing to a still-robust labor market. The household survey reported a slight decline in labor supply, which combined with an increase in employment, pushed the unemployment rate down to 3.4%. Other labor market measures pointed to a resilient labor market. Continuing claims were flat in the month. Additionally, job openings continue to trend lower.

The May Personal Consumption Expenditures (PCE) will keep inflation a top priority for the Federal Reserve. Both headline and core PCE increased 0.4% in April, both higher increases than the indices saw in March. Likewise, over the last year, the PCE report shows headline and core inflation increased at a pace of 4.4% and 4.7%, respectively. These readings, while well below the peak figures from last summer, are still well above the Federal Reserve’s target rate of 2%.

DOT PLOT COMPARISON



TRENDS IN THE LABOR MARKET

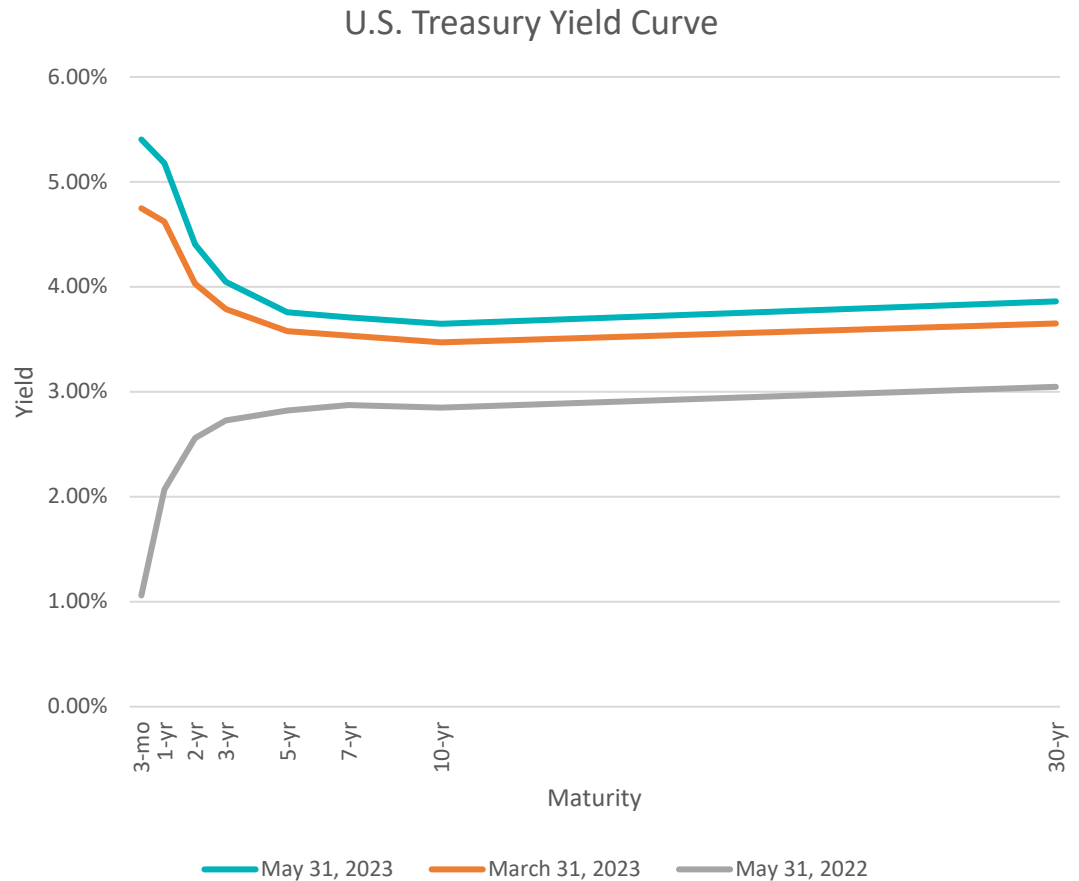


SOURCE: BLOOMBERG

Expectations Drive Rates

The solid economic data led to front-end treasury yields grinding higher throughout the month. The odds of a rate hike at the June FOMC increased during the month as well, with markets pricing in a 35% chance of a 0.25% hike in June. However, the talk of a potential pause pushed the odds of a July rate hike higher. At the end of May, markets were pricing in 0.25% of hiking by the July FOMC meeting, meaning that markets expect a hike this summer, and are leaning towards that hike coming in July. Front-end treasury yields, which are highly correlated with monetary policy changes, edged higher. The 2 Year US Treasury yield increased 0.40% to 4.40%, and the 5 Year US Treasury yield increased 0.27% to 3.75%.

Spreads on corporate bonds, commercial paper, municipal bonds, and agency bonds were generally unchanged during the month as markets settled into a range. The debt ceiling debate led to some widening that eventually reversed before the end of the month. However, spreads are still wider than they were before March, leaving opportunities to pick up the incremental yield on high-quality bonds, including agency debt. Locking in current yields and income levels will benefit portfolios when the yield curve eventually normalizes, and rates fall when this hiking cycle ends.



SOURCE: BLOOMBERG

Collin County Community College District
 Monthly Investment Report
 May 1, 2023 – May 31, 2023

Portfolio Summary Management Report

| | | | |
|--|----------------|---|----------------|
| <u>Portfolio as of 04/30/23:</u> | | <u>Portfolio as of 05/31/23:</u> | |
| Beginning Book Value | \$ 461,220,642 | Ending Book Value | \$ 452,336,987 |
| Beginning Market Value | \$ 458,647,787 | Ending Market Value | \$ 449,347,941 |
| | | Unrealized Gain/Loss | \$ (2,989,046) |
| WAM at Beginning Period Date ¹ | 176 days | WAM at Ending Period Date ¹ | 184 days |
| <i>(Decrease in market value is due to seasonal cash outflows)</i> | | Change in Market Value ² | \$ (9,299,846) |
| Average Yield to Maturity for period | | 4.361% | |
| Average Yield 3 Month Treasury Bill for period | | 5.310% | |

Melissa Irby, Chief Financial Officer
 Collin County Community College District

Julie Bradley, Associate V.P. - Controller
 Collin County Community College District

Barbara Johnston, Associate V.P.
 Collin County Community College District

¹ WAM – weighted average maturity

² “Change in Market Value” is required data, but will primarily reflect the receipt and expenditure of the District’s funds from month to month. *Patterson & Associates* has assisted in the preparation of this consolidated investment report, with additional input provided by CCCCD.

Your Portfolio

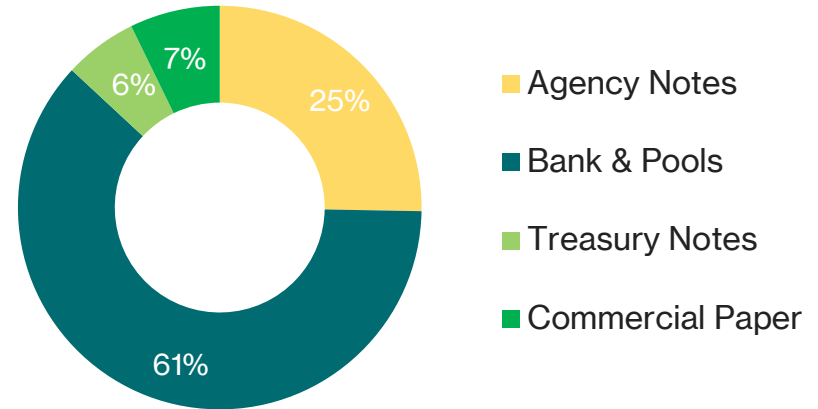
As of May 31, 2023

Your Portfolio Statistics

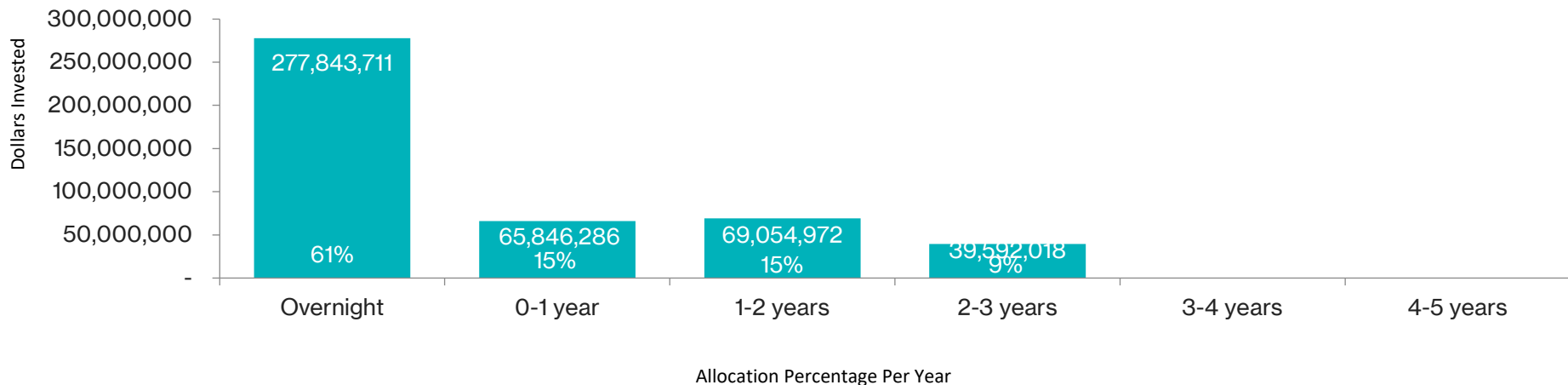
Weighted Average Maturity 0.50 years

Weighted Average Yield (All Funds) 4.36%

Your Asset Allocation



Your Maturity Distribution





**Collin Co Comm College Dist.
Portfolio Management
Portfolio Summary
May 31, 2023**

Patterson & Associates
901 S. MoPac
Suite 300
Austin, TX 78746
-

| Investments | Par Value | Market Value | Book Value | % of Portfolio | Term | Days to Maturity | YTM 365 Equiv. |
|------------------------------------|-----------------------|-----------------------|----------------------------|-----------------------|-------------|-------------------------|-----------------------|
| Commercial Paper Disc. -Amortizing | 35,000,000.00 | 33,965,695.00 | 34,038,283.33 | 7.52 | 263 | 193 | 5.482 |
| Federal Agency Coupon Securities | 115,000,000.00 | 111,591,584.06 | 114,019,511.86 | 25.21 | 952 | 592 | 2.823 |
| Treasury Coupon Securities | 27,000,000.00 | 25,946,951.23 | 26,435,480.64 | 5.84 | 710 | 341 | 2.784 |
| TexStar | 40,962,573.52 | 40,962,573.52 | 40,962,573.52 | 9.06 | 1 | 1 | 5.047 |
| Texpool | 231,242,614.33 | 231,242,614.33 | 231,242,614.33 | 51.12 | 1 | 1 | 5.004 |
| JPMorgan Chase | 324,168.98 | 324,168.98 | 324,168.98 | 0.07 | 1 | 1 | 0.000 |
| Texas Range | 5,314,354.37 | 5,314,354.37 | 5,314,354.37 | 1.17 | 1 | 1 | 5.040 |
| Investments | 454,843,711.20 | 449,347,941.49 | 452,336,987.03 | 100.00% | 302 | 184 | 4.361 |
| Cash and Accrued Interest | | | | | | | |
| Accrued Interest at Purchase | | 122,719.44 | 122,719.44 | | | | |
| Subtotal | | 122,719.44 | 122,719.44 | | | | |
| Total Cash and Investments | 454,843,711.20 | 449,470,660.93 | 452,459,706.47 | | 302 | 184 | 4.361 |
| Total Earnings | | | | | | | |
| | May 31 | Month Ending | Fiscal Year To Date | | | | |
| Current Year | | 1,703,977.47 | 11,446,331.57 | | | | |

..



**Collin Co Comm College Dist.
Summary by Type
May 31, 2023
Grouped by Fund**

Patterson & Associates
901 S. MoPac
Suite 300
Austin, TX 78746
-

| Security Type | Number of Investments | Par Value | Book Value | % of Portfolio | Average YTM 365 | Average Days to Maturity |
|------------------------------------|-----------------------|-----------------------|-----------------------|----------------|-----------------|--------------------------|
| Fund: Building | | | | | | |
| Commercial Paper Disc. -Amortizing | 2 | 15,000,000.00 | 14,544,772.21 | 3.22 | 5.418 | 215 |
| Federal Agency Coupon Securities | 7 | 50,000,000.00 | 49,724,056.98 | 10.99 | 2.511 | 552 |
| Treasury Coupon Securities | 1 | 5,000,000.00 | 4,926,614.82 | 1.09 | 2.467 | 457 |
| Texpool | 1 | 15,234,078.20 | 15,234,078.20 | 3.37 | 5.003 | 1 |
| TexStar | 1 | 29,248,604.49 | 29,248,604.49 | 6.47 | 5.047 | 1 |
| Subtotal | 12 | 114,482,682.69 | 113,678,126.70 | 25.14 | 3.868 | 289 |
| Fund: 2020 Bond Series | | | | | | |
| Texpool | 1 | 32,255,375.90 | 32,255,375.90 | 7.13 | 5.004 | 1 |
| Subtotal | 1 | 32,255,375.90 | 32,255,375.90 | 7.13 | 5.004 | 1 |
| Fund: Debt Service | | | | | | |
| Texas Range | 1 | 0.00 | 0.00 | 0.00 | 0.000 | 0 |
| Texpool | 1 | 33,697,542.73 | 33,697,542.73 | 7.45 | 5.004 | 1 |
| Subtotal | 2 | 33,697,542.73 | 33,697,542.73 | 7.45 | 5.004 | 1 |
| Fund: Operating | | | | | | |
| Federal Agency Coupon Securities | 9 | 55,000,000.00 | 54,267,352.46 | 12.00 | 2.913 | 561 |
| JPMorgan Chase | 1 | 324,168.98 | 324,168.98 | 0.07 | 0.000 | 1 |
| Commercial Paper Disc. -Amortizing | 1 | 10,000,000.00 | 9,746,755.56 | 2.15 | 5.530 | 176 |
| Treasury Coupon Securities | 3 | 17,000,000.00 | 16,511,889.01 | 3.65 | 2.775 | 392 |
| Texas Range | 1 | 5,314,354.37 | 5,314,354.37 | 1.17 | 5.040 | 1 |
| Texpool | 1 | 113,800,972.99 | 113,800,972.99 | 25.16 | 5.004 | 1 |
| TexStar | 1 | 11,713,969.03 | 11,713,969.03 | 2.59 | 5.047 | 1 |
| Subtotal | 17 | 213,153,465.37 | 211,679,462.40 | 46.79 | 4.314 | 183 |
| Fund: Stabilization | | | | | | |
| Federal Agency Coupon Securities | 1 | 10,000,000.00 | 10,028,102.42 | 2.22 | 3.885 | 957 |

Collin Co Comm College Dist.
 Summary by Type
 May 31, 2023
 Grouped by Fund

| Security Type | Number of Investments | Par Value | Book Value | % of Portfolio | Average YTM 365 | Average Days to Maturity |
|------------------------------------|--------------------------|-----------------------|-----------------------|-------------------|--------------------|-----------------------------|
| Fund: Stabilization | | | | | | |
| Commercial Paper Disc. -Amortizing | 1 | 10,000,000.00 | 9,746,755.56 | 2.15 | 5.530 | 176 |
| Treasury Coupon Securities | 1 | 5,000,000.00 | 4,996,976.81 | 1.10 | 3.126 | 60 |
| Texpool | 1 | 36,254,644.51 | 36,254,644.51 | 8.01 | 5.004 | 1 |
| Subtotal | 4 | 61,254,644.51 | 61,026,479.30 | 13.48 | 4.750 | 191 |
| Total and Average | 36 | 454,843,711.20 | 452,336,987.03 | 100.00 | 4.361 | 184 |



**Collin Co Comm College Dist.
Fund BLDG - Building
Investments by Fund
May 31, 2023**

Patterson & Associates
901 S. MoPac
Suite 300
Austin, TX 78746
-

| CUSIP | Investment # | Issuer | Purchase Date | Book Value | Par Value | Market Value | Current Rate | YTM 360 | YTM 365 | Maturity Date | Days To Maturity |
|---|--------------|-------------------------|---------------|-----------------------|-----------------------|-----------------------|--------------|--------------|--------------|---------------|------------------|
| Commercial Paper Disc. -Amortizing | | | | | | | | | | | |
| 22533UXT5 | 10202 | Credit Agricole CP | 03/02/2023 | 4,894,755.55 | 5,000,000.00 | 4,885,825.00 | | 5.382 | 5.457 | 10/27/2023 | 148 |
| 78009AB52 | 10205 | Royal Bank of Canada CP | 05/15/2023 | 9,650,016.66 | 10,000,000.00 | 9,618,050.00 | | 5.323 | 5.397 | 02/05/2024 | 249 |
| Subtotal and Average | | | | 14,544,772.21 | 15,000,000.00 | 14,503,875.00 | | 5.343 | 5.418 | | 215 |
| Federal Agency Coupon Securities | | | | | | | | | | | |
| 3133EN5Q9 | 10197 | FFCB Note | 01/11/2023 | 5,011,032.41 | 5,000,000.00 | 4,985,908.65 | 4.500 | 4.295 | 4.355 | 01/10/2025 | 589 |
| 3130ATUC9 | 10196 | FHLB Note | 01/10/2023 | 10,093,957.70 | 10,000,000.00 | 10,054,414.70 | 4.500 | 4.041 | 4.098 | 12/12/2025 | 925 |
| 3130ALJ70 | 10172 | FHLB Call Note | 03/12/2021 | 5,000,000.00 | 5,000,000.00 | 4,807,907.55 | 0.400 | 0.394 | 0.400 | 03/12/2024 | 285 |
| 3130AMT85 | 10175 | FHLB Call Note | 06/28/2021 | 10,000,000.00 | 10,000,000.00 | 9,484,486.90 | 0.400 | 0.394 | 0.400 | 06/28/2024 | 393 |
| 3130ANNS5 | 10176 | FHLB Call Note | 08/30/2021 | 5,000,000.00 | 5,000,000.00 | 4,712,285.25 | 0.500 | 0.493 | 0.500 | 08/28/2024 | 454 |
| 3130AQCM3 | 10178 | FHLB Call Note | 12/20/2021 | 5,000,000.00 | 5,000,000.00 | 4,692,445.80 | 1.000 | 0.986 | 1.000 | 12/20/2024 | 568 |
| 3130ARD24 | 10206 | FHLB Call Note | 05/24/2023 | 9,619,066.87 | 10,000,000.00 | 9,611,191.00 | 2.010 | 4.940 | 5.008 | 09/30/2024 | 487 |
| Subtotal and Average | | | | 49,724,056.98 | 50,000,000.00 | 48,348,639.85 | | 2.477 | 2.511 | | 551 |
| Treasury Coupon Securities | | | | | | | | | | | |
| 912828YE4 | 10179 | T Note | 04/18/2022 | 4,926,614.82 | 5,000,000.00 | 4,776,757.80 | 1.250 | 2.432 | 2.466 | 08/31/2024 | 457 |
| Subtotal and Average | | | | 4,926,614.82 | 5,000,000.00 | 4,776,757.80 | | 2.433 | 2.467 | | 457 |
| TexStar | | | | | | | | | | | |
| 2450 | 10007 | TexStar | 02/01/2016 | 29,248,604.49 | 29,248,604.49 | 29,248,604.49 | 5.047 | 4.977 | 5.047 | | 1 |
| Subtotal and Average | | | | 29,248,604.49 | 29,248,604.49 | 29,248,604.49 | | 4.978 | 5.047 | | 1 |
| Texpool | | | | | | | | | | | |
| 700001 | 10009 | Texpool | 02/01/2016 | 15,234,078.20 | 15,234,078.20 | 15,234,078.20 | 5.004 | 4.934 | 5.003 | | 1 |
| Subtotal and Average | | | | 15,234,078.20 | 15,234,078.20 | 15,234,078.20 | | 4.935 | 5.004 | | 1 |
| Total Investments and Average | | | | 113,678,126.70 | 114,482,682.69 | 112,111,955.34 | | 3.815 | 3.868 | | 289 |

**Fund BOND20 - 2020 Bond Series
Investments by Fund
May 31, 2023**

| CUSIP | Investment # | Issuer | Purchase Date | Book Value | Par Value | Market Value | Current Rate | YTM 360 | YTM 365 | Maturity Days To Date Maturity |
|--------------------------------------|--------------|---------|---------------|----------------------|----------------------|----------------------|--------------|--------------|--------------|--------------------------------|
| Texpool | | | | | | | | | | |
| 700006A | 10164 | Texpool | 04/29/2020 | 32,255,375.90 | 32,255,375.90 | 32,255,375.90 | 5.004 | 4.934 | 5.003 | 1 |
| Subtotal and Average | | | | 32,255,375.90 | 32,255,375.90 | 32,255,375.90 | | 4.935 | 5.004 | 1 |
| Total Investments and Average | | | | 32,255,375.90 | 32,255,375.90 | 32,255,375.90 | | 4.935 | 5.004 | 1 |

**Fund DS - Debt Service
Investments by Fund
May 31, 2023**

| CUSIP | Investment # | Issuer | Purchase Date | Book Value | Par Value | Market Value | Current Rate | YTM 360 | YTM 365 | Maturity Days To Date Maturity |
|--------------------------------------|--------------|------------|---------------|----------------------|----------------------|----------------------|--------------|--------------|--------------|--------------------------------|
| Texpool | | | | | | | | | | |
| 700004 | 10010 | Texpool | 02/01/2016 | 33,697,542.73 | 33,697,542.73 | 33,697,542.73 | 5.004 | 4.934 | 5.003 | 1 |
| Subtotal and Average | | | | 33,697,542.73 | 33,697,542.73 | 33,697,542.73 | | 4.935 | 5.004 | 1 |
| Texas Range | | | | | | | | | | |
| 1291-01 | 10141 | TexasDAILY | 02/04/2019 | 0.00 | 0.00 | 0.00 | | | | 1 |
| Subtotal and Average | | | | 0.00 | 0.00 | 0.00 | | 0.000 | 0.000 | 0 |
| Total Investments and Average | | | | 33,697,542.73 | 33,697,542.73 | 33,697,542.73 | | 4.935 | 5.004 | 1 |

**Fund OPER - Operating
Investments by Fund
May 31, 2023**

| CUSIP | Investment # | Issuer | Purchase Date | Book Value | Par Value | Market Value | Current Rate | YTM 360 | YTM 365 | Maturity Date | Days To Maturity |
|---|--------------|--------------------------------|---------------|-----------------------|-----------------------|-----------------------|--------------|--------------|--------------|---------------|------------------|
| Commercial Paper Disc. -Amortizing | | | | | | | | | | | |
| 87019SYQ1 | 10203 | Swedbank CP | 03/02/2023 | 9,746,755.56 | 10,000,000.00 | 9,730,910.00 | | 5.454 | 5.529 | 11/24/2023 | 176 |
| Subtotal and Average | | | | 9,746,755.56 | 10,000,000.00 | 9,730,910.00 | | 5.454 | 5.530 | | 176 |
| Federal Agency Coupon Securities | | | | | | | | | | | |
| 31422XMV1 | 10177 | FRMAC Call Note | 10/04/2021 | 5,000,000.00 | 5,000,000.00 | 4,691,523.30 | 0.500 | 0.493 | 0.500 | 10/04/2024 | 491 |
| 3133ENYX2 | 10193 | FFCB Note | 07/25/2022 | 4,999,862.17 | 5,000,000.00 | 4,910,250.35 | 3.250 | 3.207 | 3.251 | 06/17/2024 | 382 |
| 3133ENZ94 | 10199 | FFCB Note | 01/19/2023 | 10,024,799.71 | 10,000,000.00 | 9,958,312.20 | 4.500 | 4.259 | 4.318 | 11/18/2024 | 536 |
| 3133EN7J3 | 10201 | FFCB Note | 02/02/2023 | 7,475,574.58 | 7,500,000.00 | 7,423,465.13 | 3.875 | 3.950 | 4.005 | 02/02/2026 | 977 |
| 3133EL5J9 | 10167 | FFCB Call Note | 09/16/2020 | 5,000,000.00 | 5,000,000.00 | 4,935,959.70 | 0.300 | 0.305 | 0.310 | 09/01/2023 | 92 |
| 3133EL6U3 | 10169 | FFCB Call Note | 09/16/2020 | 5,000,000.00 | 5,000,000.00 | 4,926,949.10 | 0.280 | 0.309 | 0.313 | 09/14/2023 | 105 |
| 3134GXZT4 | 10183 | FHLMC Call Note | 07/14/2022 | 5,000,000.00 | 5,000,000.00 | 4,888,540.60 | 4.000 | 3.945 | 4.000 | 07/14/2025 | 774 |
| 3135G03U5 | 10194 | FNMA Note | 08/05/2022 | 4,772,732.67 | 5,000,000.00 | 4,651,016.90 | 0.625 | 3.107 | 3.150 | 04/22/2025 | 691 |
| 3135G04Z3 | 10200 | FNMA Note | 01/23/2023 | 6,994,383.33 | 7,500,000.00 | 6,926,657.33 | 0.500 | 3.935 | 3.990 | 06/17/2025 | 747 |
| Subtotal and Average | | | | 54,267,352.46 | 55,000,000.00 | 53,312,674.61 | | 2.873 | 2.913 | | 560 |
| Treasury Coupon Securities | | | | | | | | | | | |
| 91282CAW1 | 10180 | T Note | 05/16/2022 | 5,941,789.04 | 6,000,000.00 | 5,862,890.64 | 0.250 | 2.394 | 2.428 | 11/15/2023 | 167 |
| 91282CCC3 | 10181 | T Note | 05/16/2022 | 5,869,237.05 | 6,000,000.00 | 5,723,203.14 | 0.250 | 2.571 | 2.607 | 05/15/2024 | 349 |
| 912828ZT0 | 10182 | T Note | 06/15/2022 | 4,700,862.92 | 5,000,000.00 | 4,605,273.45 | 0.250 | 3.376 | 3.423 | 05/31/2025 | 730 |
| Subtotal and Average | | | | 16,511,889.01 | 17,000,000.00 | 16,191,367.23 | | 2.737 | 2.775 | | 391 |
| TexStar | | | | | | | | | | | |
| 5450 | 10008 | TexStar | 02/01/2016 | 11,713,969.03 | 11,713,969.03 | 11,713,969.03 | 5.047 | 4.977 | 5.047 | | 1 |
| Subtotal and Average | | | | 11,713,969.03 | 11,713,969.03 | 11,713,969.03 | | 4.978 | 5.047 | | 1 |
| Texpool | | | | | | | | | | | |
| 700003 | 10011 | Texpool | 02/01/2016 | 113,800,972.99 | 113,800,972.99 | 113,800,972.99 | 5.004 | 4.934 | 5.003 | | 1 |
| Subtotal and Average | | | | 113,800,972.99 | 113,800,972.99 | 113,800,972.99 | | 4.935 | 5.004 | | 1 |
| JPMorgan Chase | | | | | | | | | | | |
| 7828 | 10012 | JPMorgan Chase Commercial Chkg | 02/01/2016 | 324,168.98 | 324,168.98 | 324,168.98 | | | | | 1 |
| Subtotal and Average | | | | 324,168.98 | 324,168.98 | 324,168.98 | | 0.000 | 0.000 | | 1 |

**Fund OPER - Operating
Investments by Fund
May 31, 2023**

| CUSIP | Investment # | Issuer | Purchase Date | Book Value | Par Value | Market Value | Current Rate | YTM 360 | YTM 365 | Maturity Days To Date Maturity |
|--------------------------------------|--------------|------------|---------------|-----------------------|-----------------------|-----------------------|--------------|--------------|--------------|--------------------------------|
| Texas Range | | | | | | | | | | |
| 1291-00 | 10142 | TexasDAILY | 02/06/2019 | 5,314,354.37 | 5,314,354.37 | 5,314,354.37 | 5.040 | 4.970 | 5.040 | 1 |
| Subtotal and Average | | | | 5,314,354.37 | 5,314,354.37 | 5,314,354.37 | | 4.971 | 5.040 | 1 |
| Total Investments and Average | | | | 211,679,462.40 | 213,153,465.37 | 210,388,417.21 | | 4.254 | 4.314 | 183 |

**Fund STABL - Stabilization
Investments by Fund
May 31, 2023**

| CUSIP | Investment # | Issuer | Purchase Date | Book Value | Par Value | Market Value | Current Rate | YTM 360 | YTM 365 | Maturity Date | Days To Maturity |
|---|--------------|--------------|---------------|----------------------|----------------------|----------------------|--------------|--------------|--------------|---------------|------------------|
| Commercial Paper Disc. -Amortizing | | | | | | | | | | | |
| 62479MYQ0 | 10204 | MUFG Bank CP | 03/02/2023 | 9,746,755.56 | 10,000,000.00 | 9,730,910.00 | | 5.454 | 5.529 | 11/24/2023 | 176 |
| Subtotal and Average | | | | 9,746,755.56 | 10,000,000.00 | 9,730,910.00 | | 5.454 | 5.530 | | 176 |
| Federal Agency Coupon Securities | | | | | | | | | | | |
| 3133EN6A3 | 10198 | FFCB Note | 01/17/2023 | 10,028,102.42 | 10,000,000.00 | 9,930,269.60 | 4.000 | 3.831 | 3.885 | 01/13/2026 | 957 |
| Subtotal and Average | | | | 10,028,102.42 | 10,000,000.00 | 9,930,269.60 | | 3.832 | 3.885 | | 957 |
| Treasury Coupon Securities | | | | | | | | | | | |
| 912828Y61 | 10192 | T Note | 07/20/2022 | 4,996,976.81 | 5,000,000.00 | 4,978,826.20 | 2.750 | 3.083 | 3.125 | 07/31/2023 | 60 |
| Subtotal and Average | | | | 4,996,976.81 | 5,000,000.00 | 4,978,826.20 | | 3.083 | 3.126 | | 60 |
| Texpool | | | | | | | | | | | |
| 700005 | 10050 | Texpool | 01/24/2018 | 36,254,644.51 | 36,254,644.51 | 36,254,644.51 | 5.004 | 4.934 | 5.003 | | 1 |
| Subtotal and Average | | | | 36,254,644.51 | 36,254,644.51 | 36,254,644.51 | | 4.935 | 5.004 | | 1 |
| Total Investments and Average | | | | 61,026,479.30 | 61,254,644.51 | 60,894,650.31 | | 4.685 | 4.750 | | 190 |



Collin Co Comm College Dist.
Cash Reconciliation Report
For the Period May 1, 2023 - May 31, 2023

Patterson & Associates
 901 S. MoPac
 Suite 300
 Austin, TX 78746
 -

| Trans. Date | Investment # | Fund | Trans. Type | Security ID | Par Value | Security Description | Maturity Date | Purchases | Interest | Redemptions | Cash |
|-----------------|--------------|------|-------------|-------------|---------------|----------------------------------|---------------|-----------------------|-------------------|-------------|-----------------------|
| 05/15/2023 | 10180 | OPER | Interest | 91282CAW1 | 6,000,000.00 | TNOTE 6.0M 0.25% Mat. 11/15/2023 | 11/15/2023 | 0.00 | 7,500.00 | 0.00 | 7,500.00 |
| 05/15/2023 | 10181 | OPER | Interest | 91282CCC3 | 6,000,000.00 | TNOTE 6.0M 0.25% Mat. 05/15/2024 | 05/15/2024 | 0.00 | 7,500.00 | 0.00 | 7,500.00 |
| 05/15/2023 | 10205 | BLDG | Purchase | 78009AB52 | 10,000,000.00 | RBCCP 10.0M 0.00% Mat. | 02/05/2024 | -9,626,122.22 | 0.00 | 0.00 | -9,626,122.22 |
| 05/18/2023 | 10199 | OPER | Interest | 3133ENZ94 | 10,000,000.00 | FFCB 10.0M 4.50% Mat. 11/18/2024 | 11/18/2024 | 0.00 | 225,000.00 | 0.00 | 225,000.00 |
| 05/24/2023 | 10206 | BLDG | Purchase | 3130ARD24 | 10,000,000.00 | FHLBC 10.0M 2.01% Mat. | 09/30/2024 | -9,613,500.00 | -30,150.00 | 0.00 | -9,643,650.00 |
| 05/31/2023 | 10182 | OPER | Interest | 912828ZT0 | 5,000,000.00 | TNOTE 5.0M 0.25% Mat. 05/31/2025 | 05/31/2025 | 0.00 | 6,250.00 | 0.00 | 6,250.00 |
| Subtotal | | | | | | | | -19,239,622.22 | 216,100.00 | 0.00 | -19,023,522.22 |
| Total | | | | | | | | -19,239,622.22 | 216,100.00 | 0.00 | -19,023,522.22 |



Collin Co Comm College Dist.
Purchases Report
Sorted by Fund - Fund
May 1, 2023 - May 31, 2023

Patterson & Associates
 901 S. MoPac
 Suite 300
 Austin, TX 78746
 -

| CUSIP | Investment # | Fund | Sec. Type | Issuer | Original Par Value | Purchase Date | Payment Periods | Principal Purchased | Accrued Interest at Purchase | Rate at Purchase | Maturity Date | YTM | Ending Book Value |
|-----------------|--------------|------|------------------------|--------|----------------------|---------------|---------------------|----------------------|------------------------------|------------------|---------------|-------|----------------------|
| Building | | | | | | | | | | | | | |
| 78009AB52 | 10205 | BLDG | ACP | RBCCP | 10,000,000.00 | 05/15/2023 | 02/05 - At Maturity | 9,626,122.22 | | | 02/05/2024 | 5.323 | 9,650,016.66 |
| 3130ARD24 | 10206 | BLDG | FAC | FHLBC | 10,000,000.00 | 05/24/2023 | 09/30 - 03/31 | 9,613,500.00 | 30,150.00 | 2.010 | 09/30/2024 | 5.009 | 9,619,066.87 |
| | | | Subtotal | | 20,000,000.00 | | | 19,239,622.22 | 30,150.00 | | | | 19,269,083.53 |
| | | | Total Purchases | | 20,000,000.00 | | | 19,239,622.22 | 30,150.00 | | | | 19,269,083.53 |



Collin Co Comm College Dist.
Interest Earnings
Sorted by Fund - Fund
May 1, 2023 - May 31, 2023
Yield on Beginning Book Value

Patterson & Associates
 901 S. MoPac
 Suite 300
 Austin, TX 78746
 -

| CUSIP | Investment # | Fund | Security Type | Ending Par Value | Beginning Book Value | Ending Book Value | Maturity Date | Current Rate | Annualized Yield | Adjusted Interest Earnings | | |
|-------------------------------|--------------|--------|-----------------|-----------------------|-----------------------|-----------------------|---------------|--------------|------------------|----------------------------|-------------------------|----------------------------|
| | | | | | | | | | | Interest Earned | Amortization/ Accretion | Adjusted Interest Earnings |
| Fund: Building | | | | | | | | | | | | |
| 3133EN5Q9 | 10197 | BLDG | FAC | 5,000,000.00 | 5,011,604.03 | 5,011,032.41 | 01/10/2025 | 4.500 | 4.271 | 18,750.00 | -571.62 | 18,178.38 |
| 3130ATUC9 | 10196 | BLDG | FAC | 10,000,000.00 | 10,097,051.81 | 10,093,957.70 | 12/12/2025 | 4.500 | 4.012 | 37,500.00 | -3,094.11 | 34,405.89 |
| 912828YE4 | 10179 | BLDG | TRC | 5,000,000.00 | 4,921,636.84 | 4,926,614.82 | 08/31/2024 | 1.250 | 2.450 | 5,264.95 | 4,977.98 | 10,242.93 |
| 2450 | 10007 | BLDG | RRP | 29,248,604.49 | 29,123,763.16 | 29,248,604.49 | | 5.047 | 5.047 | 124,841.33 | 0.00 | 124,841.33 |
| 700001 | 10009 | BLDG | RR2 | 15,234,078.20 | 34,511,768.62 | 15,234,078.20 | | 5.004 | 3.960 | 116,066.01 | 0.00 | 116,066.01 |
| 3130ANNS5 | 10176 | BLDG | FAC | 5,000,000.00 | 5,000,000.00 | 5,000,000.00 | 08/28/2024 | 0.500 | 0.491 | 2,083.33 | 0.00 | 2,083.33 |
| 3130ALJ70 | 10172 | BLDG | FAC | 5,000,000.00 | 5,000,000.00 | 5,000,000.00 | 03/12/2024 | 0.400 | 0.392 | 1,666.67 | 0.00 | 1,666.67 |
| 3130ARD24 | 10206 | BLDG | FAC | 10,000,000.00 | 0.00 | 9,619,066.87 | 09/30/2024 | 2.010 | 4.497 | 3,908.33 | 5,566.87 | 9,475.20 |
| 3130AQC3M3 | 10178 | BLDG | FAC | 5,000,000.00 | 5,000,000.00 | 5,000,000.00 | 12/20/2024 | 1.000 | 0.981 | 4,166.67 | 0.00 | 4,166.67 |
| 3130AMT85 | 10175 | BLDG | FAC | 10,000,000.00 | 10,000,000.00 | 10,000,000.00 | 06/28/2024 | 0.400 | 0.392 | 3,333.33 | 0.00 | 3,333.33 |
| 22533UXT5 | 10202 | BLDG | ACP | 5,000,000.00 | 4,872,711.11 | 4,894,755.55 | 10/27/2023 | | 5.327 | 0.00 | 22,044.44 | 22,044.44 |
| 78009AB52 | 10205 | BLDG | ACP | 10,000,000.00 | 0.00 | 9,650,016.66 | 02/05/2024 | | 5.330 | 0.00 | 23,894.44 | 23,894.44 |
| | | | Subtotal | 114,482,682.69 | 113,538,535.57 | 113,678,126.70 | | | 3.595 | 317,580.62 | 52,818.00 | 370,398.62 |
| Fund: 2020 Bond Series | | | | | | | | | | | | |
| 700006A | 10164 | BOND20 | RR2 | 32,255,375.90 | 32,945,140.73 | 32,255,375.90 | | 5.004 | 4.981 | 139,386.20 | 0.00 | 139,386.20 |
| | | | Subtotal | 32,255,375.90 | 32,945,140.73 | 32,255,375.90 | | | 4.981 | 139,386.20 | 0.00 | 139,386.20 |
| Fund: Debt Service | | | | | | | | | | | | |
| 700004 | 10010 | DS | RR2 | 33,697,542.73 | 31,109,290.66 | 33,697,542.73 | | 5.004 | 5.201 | 137,412.56 | 0.00 | 137,412.56 |
| 1291-01 | 10141 | DS | RR5 | 0.00 | 21.13 | 0.00 | | | | 0.00 | 0.00 | 0.00 |
| | | | Subtotal | 33,697,542.73 | 31,109,311.79 | 33,697,542.73 | | | 5.201 | 137,412.56 | 0.00 | 137,412.56 |
| Fund: Operating | | | | | | | | | | | | |
| 3135G04Z3 | 10200 | OPER | FAC | 7,500,000.00 | 6,973,773.96 | 6,994,383.33 | 06/17/2025 | 0.500 | 4.007 | 3,125.00 | 20,609.37 | 23,734.37 |
| 3135G03U5 | 10194 | OPER | FAC | 5,000,000.00 | 4,762,720.89 | 4,772,732.67 | 04/22/2025 | 0.625 | 3.119 | 2,604.17 | 10,011.78 | 12,615.95 |
| 3133ENYX2 | 10193 | OPER | FAC | 5,000,000.00 | 4,999,851.17 | 4,999,862.17 | 06/17/2024 | 3.250 | 3.192 | 13,541.67 | 11.00 | 13,552.67 |
| 3133ENZ94 | 10199 | OPER | FAC | 10,000,000.00 | 10,026,211.46 | 10,024,799.71 | 11/18/2024 | 4.500 | 4.238 | 37,500.00 | -1,411.75 | 36,088.25 |
| 3133EN7J3 | 10201 | OPER | FAC | 7,500,000.00 | 7,474,812.08 | 7,475,574.58 | 02/02/2026 | 3.875 | 3.935 | 24,218.75 | 762.50 | 24,981.25 |

Collin Co Comm College Dist.
Interest Earnings
May 1, 2023 - May 31, 2023

| CUSIP | Investment # | Fund | Security Type | Ending Par Value | Beginning Book Value | Ending Book Value | Maturity Date | Current Rate | Annualized Yield | Adjusted Interest Earnings | | |
|----------------------------|--------------|-------|-----------------|-----------------------|-----------------------|-----------------------|---------------|--------------|------------------|----------------------------|-------------------------|----------------------------|
| | | | | | | | | | | Interest Earned | Amortization/ Accretion | Adjusted Interest Earnings |
| Fund: Operating | | | | | | | | | | | | |
| 91282CAW1 | 10180 | OPER | TRC | 6,000,000.00 | 5,930,983.41 | 5,941,789.04 | 11/15/2023 | 0.250 | 2.398 | 1,273.04 | 10,805.63 | 12,078.67 |
| 91282CCC3 | 10181 | OPER | TRC | 6,000,000.00 | 5,857,622.01 | 5,869,237.05 | 05/15/2024 | 0.250 | 2.591 | 1,273.04 | 11,615.04 | 12,888.08 |
| 912828ZT0 | 10182 | OPER | TRC | 5,000,000.00 | 4,688,159.83 | 4,700,862.92 | 05/31/2025 | 0.250 | 3.458 | 1,064.37 | 12,703.09 | 13,767.46 |
| 5450 | 10008 | OPER | RRP | 11,713,969.03 | 11,663,970.51 | 11,713,969.03 | | 5.047 | 5.047 | 49,998.52 | 0.00 | 49,998.52 |
| 700003 | 10011 | OPER | RR2 | 113,800,972.99 | 113,983,196.74 | 113,800,972.99 | | 5.004 | 5.264 | 509,552.45 | 0.00 | 509,552.45 |
| 7828 | 10012 | OPER | RR3 | 324,168.98 | 102,906.11 | 324,168.98 | | | | 0.00 | 0.00 | 0.00 |
| 3134GXZT4 | 10183 | OPER | FAC | 5,000,000.00 | 5,000,000.00 | 5,000,000.00 | 07/14/2025 | 4.000 | 3.925 | 16,666.67 | 0.00 | 16,666.67 |
| 31422XMV1 | 10177 | OPER | FAC | 5,000,000.00 | 5,000,000.00 | 5,000,000.00 | 10/04/2024 | 0.500 | 0.491 | 2,083.33 | 0.00 | 2,083.33 |
| 3133EL6U3 | 10169 | OPER | FAC | 5,000,000.00 | 5,000,000.00 | 5,000,000.00 | 09/14/2023 | 0.280 | 0.275 | 1,166.66 | 0.00 | 1,166.66 |
| 3133EL5J9 | 10167 | OPER | FAC | 5,000,000.00 | 5,000,000.00 | 5,000,000.00 | 09/01/2023 | 0.300 | 0.294 | 1,250.00 | 0.00 | 1,250.00 |
| 1291-00 | 10142 | OPER | RR5 | 5,314,354.37 | 5,291,686.10 | 5,314,354.37 | | 5.040 | 5.039 | 22,647.14 | 0.00 | 22,647.14 |
| 87019SYQ1 | 10203 | OPER | ACP | 10,000,000.00 | 9,702,150.00 | 9,746,755.56 | 11/24/2023 | | 5.413 | 0.00 | 44,605.56 | 44,605.56 |
| | | | Subtotal | 213,153,465.37 | 211,458,044.27 | 211,679,462.40 | | | 4.442 | 687,964.81 | 109,712.22 | 797,677.03 |
| Fund: Stabilization | | | | | | | | | | | | |
| 3133EN6A3 | 10198 | STABL | FAC | 10,000,000.00 | 10,028,997.40 | 10,028,102.42 | 01/13/2026 | 4.000 | 3.808 | 33,333.33 | -894.98 | 32,438.35 |
| 912828Y61 | 10192 | STABL | TRC | 5,000,000.00 | 4,995,414.83 | 4,996,976.81 | 07/31/2023 | 2.750 | 3.143 | 11,774.86 | 1,561.98 | 13,336.84 |
| 700005 | 10050 | STABL | RR2 | 36,254,644.51 | 47,443,047.24 | 36,254,644.51 | | 5.004 | 4.187 | 168,722.31 | 0.00 | 168,722.31 |
| 62479MYQ0 | 10204 | STABL | ACP | 10,000,000.00 | 9,702,150.00 | 9,746,755.56 | 11/24/2023 | | 5.413 | 0.00 | 44,605.56 | 44,605.56 |
| | | | Subtotal | 61,254,644.51 | 72,169,609.47 | 61,026,479.30 | | | 4.227 | 213,830.50 | 45,272.56 | 259,103.06 |
| | | | Total | 454,843,711.20 | 461,220,641.83 | 452,336,987.03 | | | 4.278 | 1,496,174.69 | 207,802.78 | 1,703,977.47 |



Collin Co Comm College Dist.
Amortization Schedule
May 1, 2023 - May 31, 2023
Sorted By Fund - Fund

Patterson & Associates
 901 S. MoPac
 Suite 300
 Austin, TX 78746
 -

| Investment # | Maturity Date | Beginning Par Value | | | | Amounts Amortized | | | | |
|----------------------------------|---------------|--------------------------|------------------------|----------------------|------------------------------|----------------------|--|------------------------------|----------------------------------|---------------------------------------|
| Issuer | Fund | Amort. Date | Current Rate | Purchase Principal | Original Premium or Discount | Ending Book Value | And Unamortized As of 05/01/2023 | Amount Amortized This Period | Amt Amortized Through 05/31/2023 | Amount Unamortized Through 05/31/2023 |
| Building | | | | | | | | | | |
| 10202 Credit Agricole CP | BLDG | 10/27/2023 | 5,000,000.00 | 4,830,044.44 | -169,955.56 | 4,894,755.55 | 42,666.67 -127,288.89 | 22,044.44 | 64,711.11 | -105,244.45 |
| 10197 FFCB Note | BLDG | 01/10/2025 | 5,000,000.00 4.500 | 5,013,700.00 | 13,700.00 | 5,011,032.41 | -2,095.97 11,604.03 | -571.62 | -2,667.59 | 11,032.41 |
| 10196 FHLB Note | BLDG | 12/12/2025 | 10,000,000.00 4.500 | 10,108,500.00 | 108,500.00 | 10,093,957.70 | -11,448.19 97,051.81 | -3,094.11 | -14,542.30 | 93,957.70 |
| 10206 FHLB Call Note | BLDG | 09/30/2024 | 10,000,000.00 2.010 | 9,613,500.00 | -386,500.00 | 9,619,066.87 | 0.00 -386,500.00 | 5,566.87 | 5,566.87 | -380,933.13 |
| 10205 Royal Bank of Canada CP | BLDG | 02/05/2024 | 10,000,000.00 | 9,626,122.22 | -373,877.78 | 9,650,016.66 | 0.00 -373,877.78 | 23,894.44 | 23,894.44 | -349,983.34 |
| 10179 T Note | BLDG | 08/31/2024 | 5,000,000.00 1.250 | 4,860,937.50 | -139,062.50 | 4,926,614.82 | 60,699.34 -78,363.16 | 4,977.98 | 65,677.32 | -73,385.18 |
| Subtotal | | | | 44,052,804.16 | -947,195.84 | 44,195,444.01 | 89,821.85 -857,373.99 | 52,818.00 | 142,639.85 | -804,555.99 |
| Operating | | | | | | | | | | |
| 10193 FFCB Note | OPER | 06/17/2024 | 5,000,000.00 3.250 | 4,999,750.00 | -250.00 | 4,999,862.17 | 101.17 -148.83 | 11.00 | 112.17 | -137.83 |
| 10199 FFCB Note | OPER | 11/18/2024 | 10,000,000.00 4.500 | 10,031,011.40 | 31,011.40 | 10,024,799.71 | -4,799.94 26,211.46 | -1,411.75 | -6,211.69 | 24,799.71 |
| 10201 FFCB Note | OPER | 02/02/2026 | 7,500,000.00 3.875 | 7,472,550.00 | -27,450.00 | 7,475,574.58 | 2,262.08 -25,187.92 | 762.50 | 3,024.58 | -24,425.42 |
| 10167 FFCB Call Note | OPER | 09/01/2023 09/01/2021 | 5,000,000.00 0.300 | 4,998,500.00 | -1,500.00 | 5,000,000.00 | 1,500.00 0.00 | 0.00 | 1,500.00 | 0.00 |
| 10169 FFCB Call Note | OPER | 09/14/2023 09/14/2021 | 5,000,000.00 0.280 | 4,995,000.00 | -5,000.00 | 5,000,000.00 | 5,000.00 0.00 | 0.00 | 5,000.00 | 0.00 |
| 10194 FNMA Note | OPER | 04/22/2025 | 5,000,000.00 0.625 | 4,673,949.80 | -326,050.20 | 4,772,732.67 | 88,771.09 -237,279.11 | 10,011.78 | 98,782.87 | -227,267.33 |
| 10200 FNMA Note | OPER | 06/17/2025 | 7,500,000.00 0.500 | 6,906,450.00 | -593,550.00 | 6,994,383.33 | 67,323.96 -526,226.04 | 20,609.37 | 87,933.33 | -505,616.67 |
| 10203 Swedbank CP | OPER | 11/24/2023 | 10,000,000.00 | 9,615,816.67 | -384,183.33 | 9,746,755.56 | 86,333.33 -297,850.00 | 44,605.56 | 130,938.89 | -253,244.44 |
| 10180 T Note | OPER | 11/15/2023 | 6,000,000.00 0.250 | 5,808,984.38 | -191,015.62 | 5,941,789.04 | 121,999.03 -69,016.59 | 10,805.63 | 132,804.66 | -58,210.96 |

Collin Co Comm College Dist.
Amortization Schedule
May 1, 2023 - May 31, 2023

| Investment # | Maturity Date | Beginning Par Value | | | | Amounts Amortized | | | | |
|-----------------------|---------------|---------------------|------------------------|-----------------------|------------------------------|-----------------------|---|------------------------------|----------------------------------|---------------------------------------|
| Issuer | Fund | Amort. Date | Current Rate | Purchase Principal | Original Premium or Discount | Ending Book Value | And Unamortized As of 05/01/2023 | Amount Amortized This Period | Amt Amortized Through 05/31/2023 | Amount Unamortized Through 05/31/2023 |
| Operating | | | | | | | | | | |
| 10181 T Note | OPER | 05/15/2024 | 6,000,000.00 0.250 | 5,726,484.38 | -273,515.62 | 5,869,237.05 | 131,137.63 -142,377.99 | 11,615.04 | 142,752.67 | -130,762.95 |
| 10182 T Note | OPER | 05/31/2025 | 5,000,000.00 0.250 | 4,557,031.25 | -442,968.75 | 4,700,862.92 | 131,128.58 -311,840.17 | 12,703.09 | 143,831.67 | -299,137.08 |
| | | | Subtotal | 69,785,527.88 | -2,214,472.12 | 70,525,997.03 | 630,756.93 -1,583,715.19 | 109,712.22 | 740,469.15 | -1,474,002.97 |
| Stabilization | | | | | | | | | | |
| 10198 FFCB Note | STABL | 01/13/2026 | 10,000,000.00 4.000 | 10,032,100.00 | 32,100.00 | 10,028,102.42 | -3,102.60 28,997.40 | -894.98 | -3,997.58 | 28,102.42 |
| 10204 MUFG Bank CP | STABL | 11/24/2023 | 10,000,000.00 | 9,615,816.67 | -384,183.33 | 9,746,755.56 | 86,333.33 -297,850.00 | 44,605.56 | 130,938.89 | -253,244.44 |
| 10192 T Note | STABL | 07/31/2023 | 5,000,000.00 2.750 | 4,981,054.69 | -18,945.31 | 4,996,976.81 | 14,360.14 -4,585.17 | 1,561.98 | 15,922.12 | -3,023.19 |
| | | | Subtotal | 24,628,971.36 | -371,028.64 | 24,771,834.79 | 97,590.87 -273,437.77 | 45,272.56 | 142,863.43 | -228,165.21 |
| | | | Total | 138,467,303.40 | -3,532,696.60 | 139,493,275.83 | 818,169.65 -2,714,526.95 | 207,802.78 | 1,025,972.43 | -2,506,724.17 |



Collin Co Comm College Dist.
Projected Cashflow Report
Sorted by Monthly
For the Period June 1, 2023 - December 31, 2023

Patterson & Associates
 901 S. MoPac
 Suite 300
 Austin, TX 78746
 -

| Projected Trans. Date | Investment # | Fund | Security ID | Transaction Type | Issuer | Par Value | Original Cost | Principal | Interest | Total |
|------------------------------|--------------|-------|-------------|---------------------|-----------------|----------------------|----------------------|----------------------|-------------------|----------------------|
| June 2023 | | | | | | | | | | |
| 06/12/2023 | 10172 | BLDG | 3130ALJ70 | Call | FHLB Call Note | 5,000,000.00 | 5,000,000.00 | 5,000,000.00 | 0.00 | 5,000,000.00 |
| 06/12/2023 | 10196 | BLDG | 3130ATUC9 | Interest | FHLB Note | 0.00 | 0.00 | 0.00 | 273,750.00 | 273,750.00 |
| 06/17/2023 | 10193 | OPER | 3133ENYX2 | Interest | FFCB Note | 0.00 | 0.00 | 0.00 | 81,250.00 | 81,250.00 |
| 06/17/2023 | 10200 | OPER | 3135G04Z3 | Interest | FNMA Note | 0.00 | 0.00 | 0.00 | 18,750.00 | 18,750.00 |
| 06/20/2023 | 10178 | BLDG | 3130AQCM3 | Interest | FHLB Call Note | 0.00 | 0.00 | 0.00 | 25,000.00 | 25,000.00 |
| 06/20/2023 | 10178 | BLDG | 3130AQCM3 | Call | FHLB Call Note | 5,000,000.00 | 5,000,000.00 | 5,000,000.00 | 0.00 | 5,000,000.00 |
| 06/28/2023 | 10175 | BLDG | 3130AMT85 | Interest | FHLB Call Note | 0.00 | 0.00 | 0.00 | 20,000.00 | 20,000.00 |
| 06/28/2023 | 10175 | BLDG | 3130AMT85 | Call | FHLB Call Note | 10,000,000.00 | 10,000,000.00 | 10,000,000.00 | 0.00 | 10,000,000.00 |
| 06/30/2023 | 10206 | BLDG | 3130ARD24 | Call | FHLB Call Note | 10,000,000.00 | 9,613,500.00 | 10,000,000.00 | 0.00 | 10,000,000.00 |
| Total for June 2023 | | | | | | 30,000,000.00 | 29,613,500.00 | 30,000,000.00 | 418,750.00 | 30,418,750.00 |
| July 2023 | | | | | | | | | | |
| 07/04/2023 | 10177 | OPER | 31422XMV1 | Call | FRMAC Call Note | 5,000,000.00 | 5,000,000.00 | 5,000,000.00 | 0.00 | 5,000,000.00 |
| 07/10/2023 | 10197 | BLDG | 3133EN5Q9 | Interest | FFCB Note | 0.00 | 0.00 | 0.00 | 112,500.00 | 112,500.00 |
| 07/13/2023 | 10198 | STABL | 3133EN6A3 | Interest | FFCB Note | 0.00 | 0.00 | 0.00 | 200,000.00 | 200,000.00 |
| 07/14/2023 | 10183 | OPER | 3134GXZT4 | Interest | FHLMC Call Note | 0.00 | 0.00 | 0.00 | 100,000.00 | 100,000.00 |
| 07/14/2023 | 10183 | OPER | 3134GXZT4 | Call | FHLMC Call Note | 5,000,000.00 | 5,000,000.00 | 5,000,000.00 | 0.00 | 5,000,000.00 |
| 07/31/2023 | 10192 | STABL | 912828Y61 | Maturity | T Note | 5,000,000.00 | 4,981,054.69 | 5,000,000.00 | 68,750.00 | 5,068,750.00 |
| Total for July 2023 | | | | | | 15,000,000.00 | 14,981,054.69 | 15,000,000.00 | 481,250.00 | 15,481,250.00 |
| August 2023 | | | | | | | | | | |
| 08/02/2023 | 10201 | OPER | 3133EN7J3 | Interest | FFCB Note | 0.00 | 0.00 | 0.00 | 145,312.50 | 145,312.50 |
| 08/28/2023 | 10176 | BLDG | 3130ANNS5 | Interest | FHLB Call Note | 0.00 | 0.00 | 0.00 | 12,500.00 | 12,500.00 |
| 08/28/2023 | 10176 | BLDG | 3130ANNS5 | Call | FHLB Call Note | 5,000,000.00 | 5,000,000.00 | 5,000,000.00 | 0.00 | 5,000,000.00 |
| 08/31/2023 | 10179 | BLDG | 912828YE4 | Interest | T Note | 0.00 | 0.00 | 0.00 | 31,250.00 | 31,250.00 |
| Total for August 2023 | | | | | | 5,000,000.00 | 5,000,000.00 | 5,000,000.00 | 189,062.50 | 5,189,062.50 |
| September 2023 | | | | | | | | | | |
| 09/01/2023 | 10167 | OPER | 3133EL5J9 | Maturity | FFCB Call Note | 5,000,000.00 | 4,998,500.00 | 5,000,000.00 | 7,500.00 | 5,007,500.00 |
| 09/12/2023 | 10172 | BLDG | 3130ALJ70 | Interest | FHLB Call Note | 0.00 | 0.00 | 0.00 | 10,000.00 | 10,000.00 |
| 09/14/2023 | 10169 | OPER | 3133EL6U3 | Maturity | FFCB Call Note | 5,000,000.00 | 4,995,000.00 | 5,000,000.00 | 7,000.00 | 5,007,000.00 |
| 09/30/2023 | 10206 | BLDG | 3130ARD24 | Interest | FHLB Call Note | 0.00 | 0.00 | 0.00 | 100,500.00 | 100,500.00 |

Collin Co Comm College Dist.
Projected Cashflow Report
For the Period June 1, 2023 - December 31, 2023

| Projected Trans. Date | Investment # | Fund | Security ID | Transaction Type | Issuer | Par Value | Original Cost | Principal | Interest | Total |
|---------------------------------|--------------|-------|-------------|---------------------|--------------------|----------------------|----------------------|----------------------|---------------------|----------------------|
| Total for September 2023 | | | | | | 10,000,000.00 | 9,993,500.00 | 10,000,000.00 | 125,000.00 | 10,125,000.00 |
| October 2023 | | | | | | | | | | |
| 10/04/2023 | 10177 | OPER | 31422XMV1 | Interest | FRMAC Call Note | 0.00 | 0.00 | 0.00 | 12,500.00 | 12,500.00 |
| 10/22/2023 | 10194 | OPER | 3135G03U5 | Interest | FNMA Note | 0.00 | 0.00 | 0.00 | 15,625.00 | 15,625.00 |
| 10/27/2023 | 10202 | BLDG | 22533UXT5 | Maturity | Credit Agricole CP | 5,000,000.00 | 4,830,044.44 | 5,000,000.00 | 0.00 | 5,000,000.00 |
| Total for October 2023 | | | | | | 5,000,000.00 | 4,830,044.44 | 5,000,000.00 | 28,125.00 | 5,028,125.00 |
| November 2023 | | | | | | | | | | |
| 11/15/2023 | 10180 | OPER | 91282CAW1 | Maturity | T Note | 6,000,000.00 | 5,808,984.38 | 6,000,000.00 | 7,500.00 | 6,007,500.00 |
| 11/15/2023 | 10181 | OPER | 91282CCC3 | Interest | T Note | 0.00 | 0.00 | 0.00 | 7,500.00 | 7,500.00 |
| 11/18/2023 | 10199 | OPER | 3133ENZ94 | Interest | FFCB Note | 0.00 | 0.00 | 0.00 | 225,000.00 | 225,000.00 |
| 11/24/2023 | 10203 | OPER | 87019SYQ1 | Maturity | Swedbank CP | 10,000,000.00 | 9,615,816.67 | 10,000,000.00 | 0.00 | 10,000,000.00 |
| 11/24/2023 | 10204 | STABL | 62479MYQ0 | Maturity | MUFG Bank CP | 10,000,000.00 | 9,615,816.67 | 10,000,000.00 | 0.00 | 10,000,000.00 |
| 11/30/2023 | 10182 | OPER | 912828ZT0 | Interest | T Note | 0.00 | 0.00 | 0.00 | 6,250.00 | 6,250.00 |
| Total for November 2023 | | | | | | 26,000,000.00 | 25,040,617.72 | 26,000,000.00 | 246,250.00 | 26,246,250.00 |
| December 2023 | | | | | | | | | | |
| 12/12/2023 | 10196 | BLDG | 3130ATUC9 | Interest | FHLB Note | 0.00 | 0.00 | 0.00 | 225,000.00 | 225,000.00 |
| 12/17/2023 | 10193 | OPER | 3133ENYX2 | Interest | FFCB Note | 0.00 | 0.00 | 0.00 | 81,250.00 | 81,250.00 |
| 12/17/2023 | 10200 | OPER | 3135G04Z3 | Interest | FNMA Note | 0.00 | 0.00 | 0.00 | 18,750.00 | 18,750.00 |
| 12/20/2023 | 10178 | BLDG | 3130AOCM3 | Interest | FHLB Call Note | 0.00 | 0.00 | 0.00 | 25,000.00 | 25,000.00 |
| 12/28/2023 | 10175 | BLDG | 3130AMT85 | Interest | FHLB Call Note | 0.00 | 0.00 | 0.00 | 20,000.00 | 20,000.00 |
| Total for December 2023 | | | | | | 0.00 | 0.00 | 0.00 | 370,000.00 | 370,000.00 |
| GRAND TOTALS: | | | | | | 91,000,000.00 | 89,458,716.85 | 91,000,000.00 | 1,858,437.50 | 92,858,437.50 |

Disclosures



Meeder Public Funds, Inc., is a registered investment adviser with the Securities and Exchange Commission (SEC) under the Investment Advisers Act of 1940. Registration with the SEC does not imply a certain level of skill or training. The opinions expressed in this presentation are those of Meeder Public Funds, Inc. The material presented has been derived from sources considered to be reliable, but the accuracy and completeness cannot be guaranteed.

Meeder provides monthly statements for its investment management clients to provide information about the investment portfolio. The information should not be used for audit or confirmation purposes. Please review your custodial statements and report any inaccuracies or discrepancies.

Certain information and data have been supplied by unaffiliated third parties. Although Meeder believes the information is reliable, it cannot warrant the accuracy of information offered by third parties. Market value may reflect prices received from pricing vendors when current market quotations are not available. Prices may not reflect firm bids or offers and may differ from the value at which the security can be sold.

Statements may include positions from unmanaged accounts provided for reporting purposes. Unmanaged accounts are managed directly by the client and are not included in the accounts managed by the investment adviser. This information is provided as a client convenience and the investment adviser assumes no responsibility for performance of these accounts or the accuracy of the data reported.

Investing involves risk. Past performance is no guarantee of future results. Debt and fixed income securities are subject to credit and interest rate risk. The investment return and principal value of an investment will fluctuate so that an investors shares, when redeemed, may be worth more or less than their original cost. Current performance may be lower or higher than the performance data quoted.

Investment advisory services are provided through Meeder Public Funds, Inc. Please contact us if you would like to receive a copy of our current ADV disclosure brochure or privacy policy.

Meeder Public Funds

Barton Oaks Plaza I
901 S. MoPac Expy
Suite 300
Austin, Texas
78746

866.633.3371