



Buffalo-Hanover-Montrose Schools


Nutrition Services Update

Kim Hinrichs, SNS, Nutrition Services Director

Today's Agenda

2024-2025 Nutrition Services Year in Review

- New Equipment
- Cafeteria Tables
- Commodity Information
- Locally Sourced Produce
- Summer Food Program
- Meal Counts
- Fun Facts



New equipment updates

BHS: Hot holding cabinets, condiment stations for cafeteria, cold serving line piece for toppings, tray carts, reach-in cooler.

BCMS: Reach-in coolers, reach-in freezer, additional serving line pieces, condiment station in cafeteria, hot holding cabinets.


Tatanka: Reach-in cooler, milk cooler.

Parkside: Hot holding cabinets, reach-in cooler, convection ovens.

Northwinds: Reach-in cooler, hot holding cabinets, milk cooler.

Hanover: Milk cooler.

Discovery: 2 burner stove top, coffee cart, catering storage rack.







New cafeteria tables purchased for all
elementary schools and Buffalo High School
\$394,524

Summer 2025: BCMS \$114,603



USDA Commodity Entitlement SY 24-25


\$297,694 was allocated for our school nutrition program SY 2024-25. Entitlement is calculated by multiplying the total number of meals served from the previous year by the federally published meal rate.

Minnesota offers three food distribution channels: Direct Delivery (brown box), DOD Produce, Processing Diversion.

Direct Delivery: purchase boxes of bulk fruit or vegetables (canned or frozen) frozen diced chicken, pulled pork, raw ground beef, cheese, rice, beans ,etc.

DOD Produce Program: Food managers place their own orders weekly through a online ordering system. The current company is in Wisconsin and distributes to MN also.

Processing Diversion: I divert money to processors (ground beef for hamburgers, chicken and turkey for chicken patties, corn dogs, cheese for pizza, etc). A percentage is taken off the products on our weekly invoices for those products.





Department of Defense

USDA DoD Fresh Fruit and Vegetable Program Overview

Our school participates in a fresh fruit and vegetable ordering system managed by the U.S. Department of Defense, in partnership with the USDA.

This program began in 1994 to provide schools with direct access to fresh, U.S.-grown produce. Deliveries are made alongside shipments to military bases and other government facilities.

All produce is sourced domestically, with an emphasis on buying locally whenever possible, based on seasonal availability and quality standards.

This system ensures our students receive high-quality, fresh fruits and vegetables in a timely and efficient manner.

Funding for the program comes from our annual USDA commodity entitlement allocation.



Locally Sourced Produce Purchases

Local Farms/Orchards Utilized:

Gilchrist Orchard

Orchards of Breezy Hill

Deer Lake Orchard

Ruter Farms Produce

Buffalo High School FFA for apples, pears, melons, tomatoes, cucumbers and peppers

BCMS Fruit/Vegetable Bar



SFSP Program Summer 2025



BUFFALO-HANOVER-MONTROSE SUMMER NUTRITION PROGRAM


Free meals this summer for all kids age 18 and under and individuals 19 and over with state-defined mental or physical disabilities who participate in school programs. Meals must be consumed on site.

**Curbside pick-up or take-home meals are not available.
No pre-registration is required for these meals.**

**TATANKA ELEMENTARY SCHOOL – 703 8TH Street NE, Buffalo
OPEN TO THE PUBLIC MONDAY – THURSDAY
CLOSED: Thursday, June 19**

BREAKFAST 8:15 – 8:45 AM LUNCH 12:00 – 1:00 PM

**Adult Breakfast Price: \$3.00 Adult Lunch Price: \$5.25
Cash Payments Only for Adult Meals
Exact change will be required for adult meal purchases.**



BHM Meal Counts 2024-25

Breakfast: 261,286

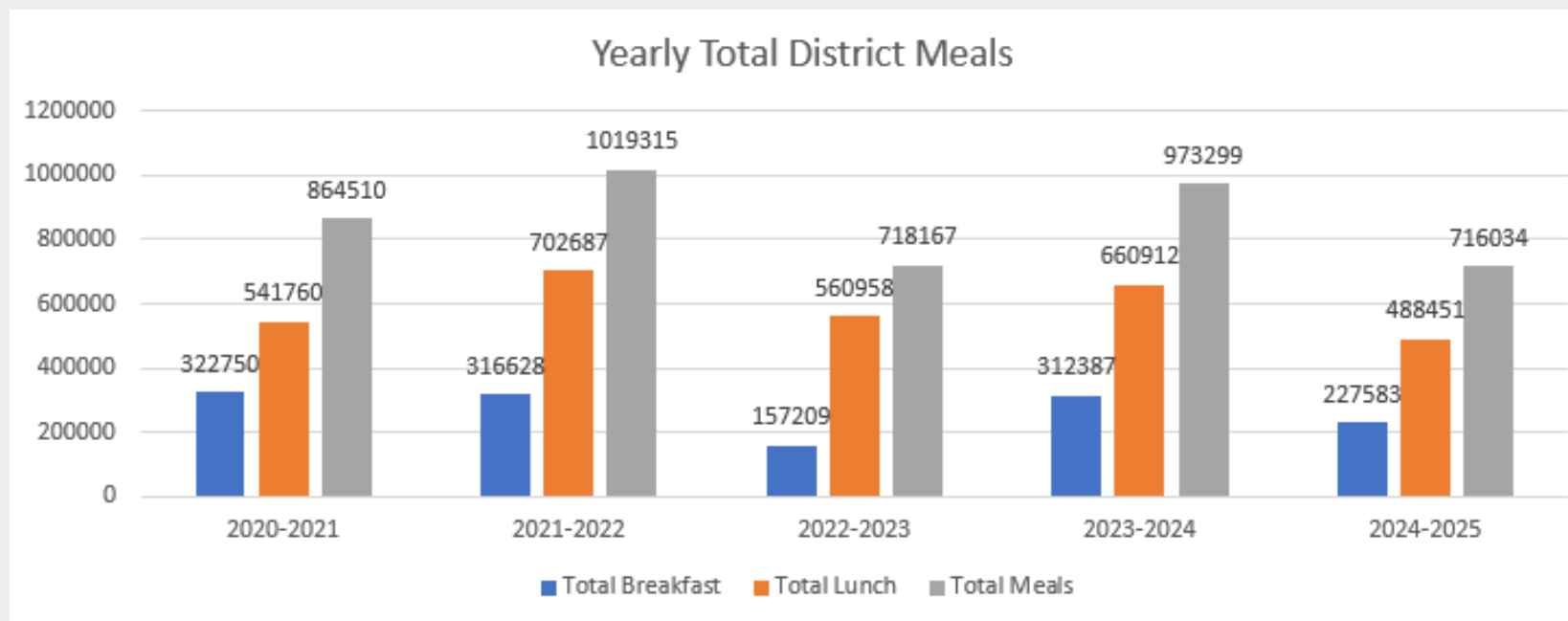
Lunch: 556,653

Total Meals: 817,939

Projected Total Meal Counts through June 5th: 947,939




	2020-2021	2021-2022	2022-2023	2023-2024	2024-2025
Total Breakfast	322750	316628	157209	312387	227583
Total Lunch	541760	702687	560958	660912	488451
Total Meals	864510	1019315	718167	973299	716034



Nutrition Services Fun Facts

- 1038 bag lunches for field trips
- 4764 non-student breakfast and lunch meals
- 32,669 second entrees(pizza, main, creation, grab and go)
- 32,879 frozen treats
- 49,322 Ala carte cookies
- 67,220 water/Propel/ice/juice
- YTD food/milk/bread expenditures: **\$1,300,069**



Thank You!

Kim Hinrichs, SNS, Nutrition Services Director

khinrich@bhmschools.org

763-682-8772

