

## Check Disbursements for the Month of August 2025

The following pages recap the disbursements made for accounts payable and payroll for the month. The accounts payable disbursements have been made for services and purchases in accordance with applicable state and local policies and procedures. In addition, disbursements were paid to board-authorized personnel expenses. These pages are for your information.

The following is a summary of invoices paid during the month of August 2025

		Issued Checks	Voids	Difference
198	Hurricane	\$1,823.00		\$1,823.00
199	LOCAL MAINTENANCE	\$5,885,428.94	\$(12,747.26)	\$5,872,681.68
2XX/3XX/4XX	SPECIAL REVENUE	\$1,249,539.63	\$(107.73)	\$1,249,431.90
240	FOOD SERVICE	\$1,051,464.07	\$(97,155.92)	\$954,308.15
461	ACTIVITY	\$200,321.00	\$(2,025.40)	\$198,295.60
599	DEBT SERVICE	\$179,161.08	\$(676.60)	\$178,484.48
641	2017 BOND	\$356,739.93	\$(51,540.30)	\$305,199.63
642	2022 BOND	\$4,231,790.81	\$(31,251.54)	\$4,200,539.27
695	ADM. BUILDING	\$78,971.05		\$78,971.05
696	SOFTBALL COMPLEX REPLACEMENT	\$2,675.00		\$2,675.00
753	GROUP BENEFIT FUND	\$95,748.33		\$95,748.33
863	PAYROLL CLEARING & LIABILITY	\$32,889.20		\$32,889.20
865	AGENCY FUND	\$18,740.58		\$18,740.58
	<b>Total</b>	<b>\$13,385,292.62</b>	<b>\$(195,504.75)</b>	<b>\$13,189,787.87</b>

The following is a summary of payroll for the month of August 2025:

<b>August-25</b>		
199	LOCAL MAINTENANCE	\$47,774,820.00
2XX, 3XX, 4XX	SPECIAL REVENUE	\$3,544,896.58
240	FOOD SERVICE	\$1,289,137.30
461	ACTIVITY	\$4,897.48
642	BOND ELECTION 2022	\$8,729.69
770	WORKERS COMPENSATION	\$999.18
	Total	<b>\$52,623,480.23</b>

**PASADENA ISD  
ACCOUNTS PAYABLE SYSTEM  
CASH DISBURSEMENTS 08-01-2025 THRU 08-31-2025**

CHECK DATE	CHECK AMOUNT	CODE	VENDOR NAME
08/20/2025	534.24	ISSUED	4IMPRINT INC
08/27/2025	1,233.12	ISSUED	ABBOTT NUTRITION
08/20/2025	1,212.50	ISSUED	ABIGAIL BRACEWELL
08/27/2025	196.87	ISSUED	ABIGAIL DILLOW
08/27/2025	3,895.00	ISSUED	ABSOLUTE TESTING SERVICES INC
08/27/2025	11,300.00	ISSUED	ACE TRAFFIC ENGINEERING LLC
08/06/2025	579.42	ISSUED	ACE T-SHIRTS
08/12/2025	1,199.00	ISSUED	ACE T-SHIRTS
08/20/2025	319.84	ISSUED	ACE T-SHIRTS
08/27/2025	1,648.50	ISSUED	ACE T-SHIRTS
08/20/2025	3,466.72	ISSUED	ACME ARCHITECTURAL HARDWARE
08/06/2025	1,500.00	ISSUED	ADELAIDE HOLDINGS LLC
08/06/2025	696.00	ISSUED	ADS CUSTOM SIGNS
08/12/2025	210.00	ISSUED	ADS CUSTOM SIGNS
08/20/2025	420.00	ISSUED	ADS CUSTOM SIGNS
08/27/2025	432.00	ISSUED	ADS CUSTOM SIGNS
08/06/2025	12,982.50	ISSUED	ADVANCED BLENDING LLC
08/12/2025	1,004.89	ISSUED	ADVANTAGE FINANCIAL SERVICES
08/12/2025	1,350.00	ISSUED	ADVANTAGE INTERESTS INC
08/20/2025	1,350.00	ISSUED	ADVANTAGE INTERESTS INC
08/12/2025	1,228.48	ISSUED	AFFORDABLE FLOORS INC
08/20/2025	1,223.20	ISSUED	AIA CORPORATION
08/20/2025	63.21	ISSUED	AIRGAS USA, LLC
08/27/2025	450.00	ISSUED	ALDINE ISD ATHLETIC OFFICE
08/27/2025	17.10	ISSUED	ALEJANDRA MARTINEZ
08/06/2025	300.00	ISSUED	ALEXANDER BENGOCHEA
08/27/2025	31.36	ISSUED	ALEXANDER SALTER
08/12/2025	502.60	ISSUED	ALEXANDRA LEE
08/20/2025	400.00	ISSUED	ALEXANDRIA WALKER
08/12/2025	200.00	ISSUED	ALIAH ORTIZ
08/12/2025	575.50	ISSUED	ALLIED PLASTIC SUPPLY LLC
08/20/2025	1,259.75	ISSUED	ALLIED PLASTIC SUPPLY LLC
08/20/2025	100.00	ISSUED	ALONZO CHAPMAN
08/06/2025	500.00	ISSUED	ALVIN ISD
08/06/2025	25.97	ISSUED	ALYSON POSEY
08/12/2025	22.41	ISSUED	ALYTA HARRELL
08/20/2025	196.87	ISSUED	AMANDA TANKERSLEY
08/01/2025	5,788.59	ISSUED	AMAZON CAPITAL SERVICES
08/04/2025	12,821.94	ISSUED	AMAZON CAPITAL SERVICES
08/06/2025	7,810.00	ISSUED	AMAZON CAPITAL SERVICES
08/12/2025	19,376.95	ISSUED	AMAZON CAPITAL SERVICES
08/15/2025	23,519.01	ISSUED	AMAZON CAPITAL SERVICES
08/18/2025	35,597.85	ISSUED	AMAZON CAPITAL SERVICES
08/20/2025	11,811.47	ISSUED	AMAZON CAPITAL SERVICES
08/22/2025	32,902.28	ISSUED	AMAZON CAPITAL SERVICES
08/25/2025	14,521.21	ISSUED	AMAZON CAPITAL SERVICES
08/27/2025	2,938.78	ISSUED	AMAZON CAPITAL SERVICES
08/29/2025	34,961.64	ISSUED	AMAZON CAPITAL SERVICES
08/06/2025	7.91	ISSUED	AMBER GARERI
08/27/2025	344.92	ISSUED	AMC MUSIC LLC
08/27/2025	2,282.68	ISSUED	AMERICAN GENERATOR SERVICES NA
08/27/2025	690.00	ISSUED	AMERICAN RED CROSS
08/20/2025	425.05	ISSUED	AMSTERDAM PRINTING AND LITHO
08/27/2025	107.73	ISSUED	ANA PEREZ
08/27/2025	(107.73)	VOIDED	ANA PEREZ
08/20/2025	155.00	ISSUED	ANABELLE SALLEE
08/27/2025	20.00	ISSUED	ANDREA LYNN
08/27/2025	165.00	ISSUED	ANDREW TUGWELL
08/20/2025	196.87	ISSUED	ANGELA CRUZ
08/06/2025	223.16	ISSUED	ANIXTER INC
08/20/2025	85.38	ISSUED	ANIXTER INC
08/20/2025	196.87	ISSUED	ANN FRANK
08/12/2025	100.00	ISSUED	ANTHONY BENAVIDES
08/12/2025	212.30	ISSUED	ANTONIO'S PIZZA AND MORE
08/20/2025	400.00	ISSUED	ANTONIO'S PIZZA AND MORE
08/27/2025	1,965.00	ISSUED	ANTONIO'S PIZZA AND MORE
08/06/2025	5,068.00	ISSUED	APPLE INC
08/27/2025	2,856.00	ISSUED	APPLE INC
08/20/2025	82,791.84	ISSUED	ARCADIS INC
08/20/2025	82,791.84	ISSUED	ARCADIS INC
08/20/2025	(82,791.84)	VOIDED	ARCADIS INC
08/27/2025	1,454.74	ISSUED	ARMSTRONG REPAIR CENTER
08/06/2025	71.57	ISSUED	ARTHUR J GALLAGHER RISK MGMT SRV
08/20/2025	2,967.78	ISSUED	ASCO EQUIPMENT
08/20/2025	8.05	ISSUED	ASHLEY PAVLOCK
08/06/2025	9,568.34	ISSUED	AT&T
08/06/2025	14,217.04	ISSUED	AT&T MOBILITY LLC

**PASADENA ISD  
ACCOUNTS PAYABLE SYSTEM  
CASH DISBURSEMENTS 08-01-2025 THRU 08-31-2025**

CHECK DATE	CHECK AMOUNT	CODE	VENDOR NAME
08/06/2025	2,198.70	ISSUED	AU CONCEPTS & DESIGNS LLC
08/12/2025	400.00	ISSUED	AUSTIN ISD ATH VOLLEYBALL TOURN
08/27/2025	400.00	ISSUED	AUSTIN ISD ATH VOLLEYBALL TOURN
08/27/2025	245.00	ISSUED	AUTOMATED FINANCIAL SYSTEMS
08/20/2025	1,115.00	ISSUED	AUTOMATED LOGIC CORP
08/27/2025	4,131.66	ISSUED	AUTOMATED LOGIC CORP
08/20/2025	137,090.00	ISSUED	AVANT ASSESSMENT LLC
08/20/2025	2,450.00	ISSUED	AWESOME EVENTS
08/27/2025	2,410.70	ISSUED	BAND SHOPPE
08/04/2025	7.99	ISSUED	BASS & MEINEKE NO 1 LLC
08/06/2025	14,832.65	ISSUED	BASS & MEINEKE NO 1 LLC
08/12/2025	5,731.78	ISSUED	BASS & MEINEKE NO 1 LLC
08/20/2025	14,836.54	ISSUED	BASS & MEINEKE NO 1 LLC
08/27/2025	5,362.81	ISSUED	BASS & MEINEKE NO 1 LLC
08/29/2025	6,048.08	ISSUED	BASS & MEINEKE NO 1 LLC
08/06/2025	2,595.80	ISSUED	BAUER VISUAL GRAPHICS
08/20/2025	78.54	ISSUED	BAUER VISUAL GRAPHICS
08/27/2025	697.33	ISSUED	BAUER VISUAL GRAPHICS
08/12/2025	3,915.00	ISSUED	BAYSIDE PLUMBING SERVICES
08/06/2025	10,823.00	ISSUED	BDH PLANNING & CONSTRUCTION LLC
08/06/2025	9,144.66	ISSUED	BEAED LP
08/20/2025	407.14	ISSUED	BELL CLEANERS
08/12/2025	16.10	ISSUED	BERNARDO PALOMERA
08/06/2025	121.91	ISSUED	BLUETRITON BRANDS INC
08/06/2025	714.21	ISSUED	BLUETRITON BRANDS INC
08/12/2025	252.83	ISSUED	BLUETRITON BRANDS INC
08/27/2025	141.91	ISSUED	BLUETRITON BRANDS INC
08/27/2025	12.65	ISSUED	BRENDA GONZALEZ
08/27/2025	42.14	ISSUED	BRENT WILSON
08/12/2025	1,659.84	ISSUED	BRINK'S INCORPORATED
08/12/2025	1,357.89	ISSUED	BRINK'S INCORPORATED
08/27/2025	674.75	ISSUED	BROOKS DUPLICATOR COMPANY
08/06/2025	244.33	ISSUED	BROTHERS PRODUCE INC
08/22/2025	19,068.47	ISSUED	BROTHERS PRODUCE INC
08/22/2025	10,536.87	ISSUED	BROTHERS PRODUCE INC
08/06/2025	25,036.00	ISSUED	BROWN & ROOT INDUST SRVCS LLC
08/12/2025	7,533.50	ISSUED	BROWN & ROOT INDUST SRVCS LLC
08/20/2025	196.87	ISSUED	BRYAN SAGER
08/06/2025	4,878.84	ISSUED	BSN SPORTS LLC
08/12/2025	119.84	ISSUED	BSN SPORTS LLC
08/20/2025	3,642.45	ISSUED	BSN SPORTS LLC
08/27/2025	35,029.41	ISSUED	BSN SPORTS LLC
08/29/2025	1,304.70	ISSUED	BSN SPORTS LLC
08/06/2025	255.64	ISSUED	BUTLER BUSINESS PRODUCTS LLC
08/20/2025	378.00	ISSUED	BUTLER BUSINESS PRODUCTS LLC
08/27/2025	89.84	ISSUED	BUTLER BUSINESS PRODUCTS LLC
08/12/2025	13,305.27	ISSUED	C&C WHOLESALE DISTRIBUTORS
08/27/2025	112,900.00	ISSUED	CALDWELL COUNTRY CHEVROLET
08/12/2025	22,356.42	ISSUED	CAMBRIDGE UNIVERSITY PRESS
08/06/2025	520.00	ISSUED	CANON FINANCIAL SERVICES INC
08/20/2025	213,622.17	ISSUED	CANON FINANCIAL SERVICES INC
08/27/2025	5,113.70	ISSUED	CANON FINANCIAL SERVICES INC
08/20/2025	805.00	ISSUED	CAREERSAFE LLC
08/27/2025	665.00	ISSUED	CAREERSAFE LLC
08/27/2025	143.55	ISSUED	CAREY SINK
08/27/2025	6.16	ISSUED	CARMEN GONZALEZ
08/12/2025	116.71	ISSUED	CARNEGIE LEARNING INC
08/27/2025	18,367.75	ISSUED	CARNEGIE LEARNING INC
08/06/2025	2,034.84	ISSUED	CARRIER ENTERPRISE LLC-STX
08/27/2025	3,061.87	ISSUED	CARRIER ENTERPRISE LLC-STX
08/20/2025	1,100.00	ISSUED	CATHERINE CHRISTY EVANS
08/12/2025	199.00	ISSUED	CCC INTELLIGENT SOLUTIONS INC
08/06/2025	86,881.79	ISSUED	CDW GOVERNMENT LLC
08/12/2025	34,429.87	ISSUED	CDW GOVERNMENT LLC
08/20/2025	10,424.58	ISSUED	CDW GOVERNMENT LLC
08/27/2025	406.30	ISSUED	CDW GOVERNMENT LLC
08/27/2025	132,500.00	ISSUED	CENERGISTIC LLC
08/12/2025	18,000.00	ISSUED	CENGAGE LEARNING INC/GALE
08/27/2025	5,545.00	ISSUED	CERAMIC STORE OF HOUSTON LLC
08/06/2025	330,011.00	ISSUED	CEV MULTIMEDIA LLC
08/12/2025	43,045.81	ISSUED	CFI MECHANICAL INC
08/06/2025	1,505.00	ISSUED	CG GRAPHX LLC
08/12/2025	648.00	ISSUED	CG GRAPHX LLC
08/20/2025	1,139.00	ISSUED	CG GRAPHX LLC
08/06/2025	2,004.10	ISSUED	CHALKS TRUCK PTS
08/12/2025	3,055.00	ISSUED	CHALKS TRUCK PTS
08/20/2025	1,072.50	ISSUED	CHALKS TRUCK PTS

**PASADENA ISD  
ACCOUNTS PAYABLE SYSTEM  
CASH DISBURSEMENTS 08-01-2025 THRU 08-31-2025**

CHECK DATE	CHECK AMOUNT	CODE	VENDOR NAME
08/27/2025	25,290.00	ISSUED	CHALKS TRUCK PTS
08/27/2025	706.37	ISSUED	CHALLENGE OFFICE PRODUCTS
08/27/2025	28.73	ISSUED	CHANNEL BEARING & SUPPLY LLC
08/06/2025	7,145.05	ISSUED	CHARCO PROMOS
08/12/2025	5,567.38	ISSUED	CHARCO PROMOS
08/20/2025	5,389.30	ISSUED	CHARCO PROMOS
08/06/2025	1,128.00	ISSUED	CHARLA HARKREADER
08/27/2025	20.00	ISSUED	CHARLES CANALES
08/12/2025	3,874.91	ISSUED	CHASTANG FORD
08/27/2025	12,896.71	ISSUED	CHEM-AQUA INC
08/06/2025	155.00	ISSUED	CHRISTINA REYNA
08/27/2025	21.94	ISSUED	CHRISTINE GOLIBART-COPPEDGE
08/20/2025	66.01	ISSUED	CINDY GARCIA
08/06/2025	671.61	ISSUED	CINTAS CORPORATION #2
08/12/2025	476.49	ISSUED	CINTAS CORPORATION #2
08/20/2025	952.98	ISSUED	CINTAS CORPORATION #2
08/27/2025	116.92	ISSUED	CINTAS CORPORATION #2
08/27/2025	210.00	ISSUED	CITY OF BAYTOWN
08/20/2025	211.89	ISSUED	CITY OF HOUSTON-HHS
08/27/2025	119.21	ISSUED	CITY OF HOUSTON-SIGN ADMIN
08/06/2025	1,939.79	ISSUED	CITY OF HOUSTON-WATER DEPT
08/20/2025	31,063.71	ISSUED	CITY OF HOUSTON-WATER DEPT
08/06/2025	1,137.50	ISSUED	CITY OF PASADENA CONVENTION CTR
08/27/2025	200.00	ISSUED	CITY OF PASADENA PERMIT
08/12/2025	2,766.46	ISSUED	CITY OF PEARLAND WATER DEPT
08/12/2025	4,252.67	ISSUED	CITY OF SO HOUSTON WATER DPT
08/20/2025	24,035.46	ISSUED	CITY PASADENA WATER
08/27/2025	16,670.43	ISSUED	CITY PASADENA WATER
08/06/2025	12,196.16	ISSUED	CITY SUPPLY COMPANY INC
08/20/2025	224.16	ISSUED	CITY SUPPLY COMPANY INC
08/27/2025	1,539.02	ISSUED	CITY SUPPLY COMPANY INC
08/20/2025	196.87	ISSUED	CLARK OMO
08/27/2025	137,174.92	ISSUED	CLASSLINK INC
08/20/2025	75.00	ISSUED	CLAUDIA CHAPA
08/12/2025	884.94	ISSUED	CLEAR BROOK CITY MUD
08/12/2025	330.00	ISSUED	COACHCOMM LLC
08/12/2025	118.51	ISSUED	COMCAST
08/27/2025	100.92	ISSUED	COMCAST
08/06/2025	1,110.30	ISSUED	COMMERCIAL KITCHEN PARTS & SRVC
08/12/2025	3,114.74	ISSUED	COMMERCIAL KITCHEN PARTS & SRVC
08/06/2025	2,989.98	ISSUED	COMPLETE LINE GLASS WHOLESALER INC
08/20/2025	553.86	ISSUED	COMPLETE LINE GLASS WHOLESALER INC
08/27/2025	60.16	ISSUED	COMPLETE LINE GLASS WHOLESALER INC
08/20/2025	2,249.00	ISSUED	CONCORD THEATRICALS CORP
08/27/2025	25.00	ISSUED	COURTNEY MORAN
08/06/2025	8,522.49	ISSUED	COWTOWN MATERIALS INC
08/20/2025	9,086.72	ISSUED	COWTOWN MATERIALS INC
08/27/2025	5,794.00	ISSUED	CPMR HOUSTON INC
08/12/2025	7,822.50	ISSUED	CRISIS PREVENTION INSTITUTE
08/06/2025	115.00	ISSUED	CRISTOBAL ROQUE
08/27/2025	46.55	ISSUED	CRISTOBAL ROQUE
08/06/2025	2,547.20	ISSUED	CULINARY DEPOT
08/20/2025	1,005.70	ISSUED	CUMMINS-ALLISON CORP
08/12/2025	3,356.10	ISSUED	CURRICULUM ASSOCIATES LLC
08/27/2025	13,899.60	ISSUED	CUTTIME LLC
08/27/2025	120.00	ISSUED	D ZINE GRAPHICS LLC
08/12/2025	862.24	ISSUED	DAIKIN APPLIED
08/06/2025	115.00	ISSUED	DANNY LOZANO
08/20/2025	47.53	ISSUED	DARIN QUINTERO
08/06/2025	115.00	ISSUED	DARIUS MITCHELL
08/06/2025	30.80	ISSUED	DARLA MASSEY-JONES
08/06/2025	95.32	ISSUED	DARR EQUIPMENT CO
08/12/2025	338.30	ISSUED	DARR EQUIPMENT CO
08/20/2025	453.00	ISSUED	DATA BUSINESS EQUIPMENT INC
08/20/2025	13,897.29	ISSUED	DATA PROJECTIONS INC
08/06/2025	9,608.90	ISSUED	DEALERS ELECTRICAL SUPPLY
08/12/2025	12,137.31	ISSUED	DEALERS ELECTRICAL SUPPLY
08/20/2025	5,790.68	ISSUED	DEALERS ELECTRICAL SUPPLY
08/27/2025	456.00	ISSUED	DEALERS ELECTRICAL SUPPLY
08/06/2025	15.00	ISSUED	DEBORAH SCANAPICO
08/27/2025	1,508.33	ISSUED	DECKER EQUIPMENT/SCHOOL FIX
08/06/2025	1,940.68	ISSUED	DEER PARK LUMBER CO
08/27/2025	858.17	ISSUED	DEER PARK LUMBER CO
08/12/2025	3,062.47	ISSUED	DELEGARD TOOL CO
08/20/2025	1,200.15	ISSUED	DELEGARD TOOL CO
08/20/2025	908.76	ISSUED	DEMCO INC
08/20/2025	718.00	ISSUED	DEMCO INC

**PASADENA ISD**  
**ACCOUNTS PAYABLE SYSTEM**  
**CASH DISBURSEMENTS 08-01-2025 THRU 08-31-2025**

CHECK DATE	CHECK AMOUNT	CODE	VENDOR NAME
08/20/2025	1,850.00	ISSUED	DEMIDEC CORPORATION
08/20/2025	1,000.00	ISSUED	DEVIONNE JONES
08/20/2025	1,000.00	ISSUED	DEVIONNE JONES
08/20/2025	(1,000.00)	VOIDED	DEVIONNE JONES
08/06/2025	1,043.60	ISSUED	DF SALES TX LLC
08/12/2025	1,972.80	ISSUED	DF SALES TX LLC
08/20/2025	10,687.00	ISSUED	DF SALES TX LLC
08/20/2025	4,585.50	ISSUED	DIADEM SPORTS LLC
08/20/2025	282.53	ISSUED	DIEGO MARTINEZ
08/20/2025	781,618.19	ISSUED	DIRECT ENERGY BUSINESS
08/27/2025	7.00	ISSUED	DISA INC
08/27/2025	78,971.05	ISSUED	DIVISIONONE CONSTRUCTION LLC
08/12/2025	9.95	ISSUED	DOCUMATION OF HOUSTON LLC
08/06/2025	460.00	ISSUED	DOW FENCE & SUPPLY CO
08/12/2025	1,190.52	ISSUED	DOW FENCE & SUPPLY CO
08/20/2025	38,650.00	ISSUED	EBSCO INFORMATION SERVICES
08/20/2025	200.00	ISSUED	EDGAR OROZCO
08/20/2025	434.44	ISSUED	EDNA ZARZOSA
08/20/2025	2,400.00	ISSUED	EDTECH GAMES LLC
08/27/2025	127.80	ISSUED	ELDREDGE BEVERLEY
08/27/2025	338.24	ISSUED	ELEVATOR TRANSPORTATION SRVC INC
08/27/2025	2,070.00	ISSUED	ELITE DRY CLEANERS BLACKHAWK LLC
08/12/2025	938.20	ISSUED	ENHANCED LASER PRODUCTS
08/20/2025	904.00	ISSUED	ENHANCED LASER PRODUCTS
08/20/2025	849.00	ISSUED	ENHANCED LASER PRODUCTS
08/27/2025	793.50	ISSUED	ENHANCED LASER PRODUCTS
08/27/2025	1,469.92	ISSUED	ENHANCED LASER PRODUCTS
08/12/2025	3,184.56	ISSUED	ERIC ARMIN INC
08/20/2025	66.98	ISSUED	ERICA LILLY
08/27/2025	98.00	ISSUED	ERICA LILLY
08/27/2025	30.57	ISSUED	ERICA MORENO
08/12/2025	5,646.25	ISSUED	ERNIE'S CAFE & CATERING LLC
08/12/2025	6,228.10	ISSUED	ERNIE'S CAFE & CATERING LLC
08/27/2025	1,860.00	ISSUED	ERNIE'S CAFE & CATERING LLC
08/27/2025	3,262.40	ISSUED	EVANS EQUIPMENT & ENVIRONMENTAL
08/06/2025	1,945.03	ISSUED	EWING IRRIGATION PRODUCTS INC
08/20/2025	3,058.52	ISSUED	EWING IRRIGATION PRODUCTS INC
08/12/2025	3,295.00	ISSUED	EXPLORELEARNING LLC
08/27/2025	20.00	ISSUED	EZEQUIEL GARCIA
08/06/2025	333.60	ISSUED	FACILITY SOLUTIONS GROUP
08/27/2025	9,537.52	ISSUED	FAROUK SYSTEMS INC
08/06/2025	10.90	ISSUED	FEDEX
08/06/2025	469.20	ISSUED	FERGUSON ENTERPRISES LLC
08/20/2025	108.22	ISSUED	FERGUSON ENTERPRISES LLC
08/20/2025	230.39	ISSUED	FERGUSON ENTERPRISES LLC
08/27/2025	5,512.96	ISSUED	FERGUSON FACILITIES SUPPLY
08/27/2025	15.05	ISSUED	FERNANDO SOTO
08/27/2025	10,817.28	ISSUED	FILTERBUY INC
08/27/2025	12,435.00	ISSUED	FIRE PROTECTION SERVICE INC
08/20/2025	90.49	ISSUED	FITNESS FINDERS INC
08/27/2025	137.64	ISSUED	FITNESS FINDERS INC
08/27/2025	2,995.00	ISSUED	FLEMING INSTRUMENT REPAIR
08/12/2025	260.00	ISSUED	FLOWERS FOR YOU
08/27/2025	804.88	ISSUED	FOLLETT CONTENT SOLUTIONS LLC
08/06/2025	90.00	ISSUED	FORT WORTH RUNNING COMPANY
08/06/2025	23,270.20	ISSUED	FORT WORTH RUNNING COMPANY
08/12/2025	22,685.00	ISSUED	FORT WORTH RUNNING COMPANY
08/20/2025	16,628.45	ISSUED	FORT WORTH RUNNING COMPANY
08/27/2025	21.00	ISSUED	FORT WORTH RUNNING COMPANY
08/27/2025	34.00	ISSUED	FORT WORTH RUNNING COMPANY
08/27/2025	7,206.25	ISSUED	FORT WORTH RUNNING COMPANY
08/27/2025	21,026.50	ISSUED	FORT WORTH RUNNING COMPANY
08/20/2025	2,027.05	ISSUED	FRANKLIN COVEY CLIENT SALES INC
08/12/2025	2,763.85	ISSUED	FRED J MILLER INC
08/27/2025	2,508.00	ISSUED	FRITZ CHAIR
08/06/2025	400.00	ISSUED	FRONTLINE TECHNOLOGIES GROUP LLC
08/06/2025	278.50	ISSUED	FTG TEXAS
08/20/2025	126.00	ISSUED	FTG TEXAS
08/20/2025	243.75	ISSUED	FTG TEXAS
08/06/2025	695.51	ISSUED	FUNCTION4 (LEASE DIRECT)
08/12/2025	127.50	ISSUED	FUNCTION4 (LEASE DIRECT)
08/20/2025	6,407.74	ISSUED	FUNCTION4 (LEASE DIRECT)
08/20/2025	1,653.50	ISSUED	G&M FLAGS AND FLAGPOLES INC
08/20/2025	16,667.00	ISSUED	GALLAGHER BENEFIT SERVICES INC
08/06/2025	84.07	ISSUED	GALLS LLC
08/12/2025	350.73	ISSUED	GALLS LLC
08/20/2025	6,884.82	ISSUED	GALLS LLC

**PASADENA ISD**  
**ACCOUNTS PAYABLE SYSTEM**  
**CASH DISBURSEMENTS 08-01-2025 THRU 08-31-2025**

CHECK DATE	CHECK AMOUNT	CODE	VENDOR NAME
08/27/2025	131.75	ISSUED	GALLS LLC
08/06/2025	33.55	ISSUED	GAME ONE
08/06/2025	4,675.64	ISSUED	GANDY INK
08/12/2025	3,444.66	ISSUED	GANDY INK
08/20/2025	8,366.60	ISSUED	GANDY INK
08/06/2025	1,070.78	ISSUED	GATEWAY PRINTING &
08/12/2025	5,467.48	ISSUED	GATEWAY PRINTING &
08/20/2025	4,773.31	ISSUED	GATEWAY PRINTING &
08/06/2025	5,011.47	ISSUED	GATEWAY PRINTING & OFFICE SUPPLY
08/12/2025	1,523.86	ISSUED	GATEWAY PRINTING & OFFICE SUPPLY
08/20/2025	5,398.68	ISSUED	GATEWAY PRINTING & OFFICE SUPPLY
08/27/2025	150.12	ISSUED	GATEWAY PRINTING & OFFICE SUPPLY
08/06/2025	747.98	ISSUED	GENERATOR SERVICE CENTER
08/20/2025	4,034.96	ISSUED	GENESIS II INC
08/06/2025	16.00	ISSUED	GEORGE VASQUEZ
08/20/2025	200.00	ISSUED	GHFCA
08/20/2025	100.00	ISSUED	GIA NGUYEN
08/20/2025	770.60	ISSUED	GILMAN GEAR
08/20/2025	200.00	ISSUED	GLORIA GONZALES
08/27/2025	3,400.80	ISSUED	GOLD STAR FOODS
08/20/2025	775.00	ISSUED	GOLD STONE AUTO GLASS
08/27/2025	865.00	ISSUED	GOLD STONE AUTO GLASS
08/20/2025	449.70	ISSUED	GOPHER
08/15/2025	211,942.16	ISSUED	GORDON FOOD SERVICE INC
08/15/2025	129,761.39	ISSUED	GORDON FOOD SERVICE INC
08/15/2025	122,673.45	ISSUED	GORDON FOOD SERVICE INC
08/27/2025	207,634.57	ISSUED	GORDON FOOD SERVICE INC
08/27/2025	97,021.02	ISSUED	GORDON FOOD SERVICE INC
08/27/2025	97,021.02	ISSUED	GORDON FOOD SERVICE INC
08/27/2025	(97,021.02)	VOIDED	GORDON FOOD SERVICE INC
08/27/2025	33,416.50	ISSUED	GOVCONNECTION INC
08/20/2025	18,587.00	ISSUED	GPD GROUP
08/27/2025	206.80	ISSUED	GPD GROUP
08/20/2025	699.30	ISSUED	GRACENOTES LLC
08/12/2025	1,155.00	ISSUED	GRACIELA R CORDOVA
08/06/2025	3,017.12	ISSUED	GRAINGER
08/20/2025	3,841.77	ISSUED	GRAINGER
08/27/2025	866.06	ISSUED	GRAINGER
08/20/2025	4,829.92	ISSUED	GRAYBAR ELECTRIC COMPANY INC
08/20/2025	7,600.00	ISSUED	GRAYSON ARMATURE WORKS INC
08/20/2025	162.86	ISSUED	GRIMCO INC
08/06/2025	555.00	ISSUED	GROGGY DOG
08/20/2025	2,450.52	ISSUED	GROGGY DOG
08/27/2025	79,081.34	ISSUED	H2U WELLNESS CENTERS
08/06/2025	5,175.00	ISSUED	HAL LEONARD
08/20/2025	350.00	ISSUED	HALEY MUNDY
08/20/2025	1,508.00	ISSUED	HAPPY FEET BOOTS
08/12/2025	250.00	ISSUED	HARRIS COUNTY ACCOUNTS
08/12/2025	9,792.60	ISSUED	HARRIS COUNTY DEPT OF EDUC
08/20/2025	99.70	ISSUED	HARRIS COUNTY DEPT OF EDUC
08/20/2025	257.92	ISSUED	HARRIS COUNTY DEPT OF EDUC
08/27/2025	18,900.00	ISSUED	HARRIS COUNTY DEPT OF EDUC
08/20/2025	13,200.00	ISSUED	HARVEY W EMMONS III
08/20/2025	15.62	ISSUED	HCI
08/12/2025	798.95	ISSUED	HCTRA
08/20/2025	82.02	ISSUED	HCTRA
08/06/2025	2,750.00	ISSUED	HERC RENTALS INC
08/27/2025	4,010.00	ISSUED	HERITAGE PROFESSIONAL PROD GRP
08/12/2025	100.00	ISSUED	HERMAN MAYBERRY
08/27/2025	21,125.00	ISSUED	HERMETIC COMPRESSORS
08/06/2025	86.65	ISSUED	HILAND DAIRY FOODS
08/29/2025	27,509.90	ISSUED	HILAND DAIRY FOODS
08/29/2025	24,963.89	ISSUED	HILAND DAIRY FOODS
08/29/2025	100.00	ISSUED	HILL, MORGAN
08/27/2025	412,894.75	ISSUED	HMH PUBLISHING COMPANY
08/06/2025	35.42	ISSUED	HOLLY LEWALLEN
08/12/2025	659.30	ISSUED	HOLLY LEWALLEN
08/06/2025	17,029.05	ISSUED	HOLT TRUCK CENTERS
08/12/2025	4,418.82	ISSUED	HOLT TRUCK CENTERS
08/20/2025	10,636.88	ISSUED	HOLT TRUCK CENTERS
08/27/2025	15,273.04	ISSUED	HOLT TRUCK CENTERS
08/06/2025	56.72	ISSUED	HOME DEPOT CREDIT SERVICE
08/12/2025	3,559.22	ISSUED	HOME DEPOT CREDIT SERVICE
08/20/2025	5,601.17	ISSUED	HOME DEPOT CREDIT SERVICE
08/27/2025	2,313.73	ISSUED	HOME DEPOT CREDIT SERVICE
08/12/2025	1,000.00	ISSUED	HOUSTON CHRISTIAN UNIVERSITY
08/12/2025	268.50	ISSUED	HOUSTON CHRONICLE



**PASADENA ISD**  
**ACCOUNTS PAYABLE SYSTEM**  
**CASH DISBURSEMENTS 08-01-2025 THRU 08-31-2025**

CHECK DATE	CHECK AMOUNT	CODE	VENDOR NAME
08/12/2025	964.50	ISSUED	HOUSTON CHRONICLE
08/06/2025	35.00	ISSUED	HUGO AMARO
08/06/2025	169.70	ISSUED	HUNTON DISTRIBUTION
08/12/2025	14,415.71	ISSUED	HUNTON DISTRIBUTION
08/20/2025	19,284.16	ISSUED	HUNTON DISTRIBUTION
08/27/2025	13,787.86	ISSUED	HUNTON DISTRIBUTION
08/12/2025	30,350.00	ISSUED	HUNTON SERVICES
08/27/2025	217.01	ISSUED	HUSKY TRAILER & PARTS CO
08/06/2025	609.60	ISSUED	ICHI-BAN TROPHY & ENGRAVING
08/12/2025	38.00	ISSUED	ICHI-BAN TROPHY & ENGRAVING
08/20/2025	275.80	ISSUED	ICHI-BAN TROPHY & ENGRAVING
08/29/2025	120.00	ISSUED	ICHI-BAN TROPHY & ENGRAVING
08/20/2025	1,502,549.50	ISSUED	ICI CONSTRUCTION INC
08/20/2025	100.00	ISSUED	ILIANNA SANCHEZ
08/06/2025	1,456.09	ISSUED	IMAGENET CONSULTING LLC
08/20/2025	2,466.70	ISSUED	IMAGENET CONSULTING LLC
08/20/2025	236.00	ISSUED	IMAGENET CONSULTING LLC
08/20/2025	1,576.77	ISSUED	IML SECURITY SUPPLY
08/12/2025	17,388.75	ISSUED	INSTRUCTURE INC
08/27/2025	518,934.70	ISSUED	INSTRUCTURE INC
08/20/2025	5,686.15	ISSUED	INTERVAL TECHNOLOGY PARTNERS LLC
08/06/2025	100.00	ISSUED	ISABELLA MONITA
08/12/2025	33,282.50	ISSUED	ISPHERE INNOVATION PARTNERS
08/20/2025	29,476.74	ISSUED	JAMAIL & SMITH CONSTRUCTION LP
08/20/2025	200.00	ISSUED	JAMARE PHILBERT
08/27/2025	100.00	ISSUED	JAMES DUNCAN
08/20/2025	359.89	ISSUED	JAMI CREWS
08/27/2025	9.94	ISSUED	JANET NUZZIE
08/06/2025	17.11	ISSUED	JANNA MARTIN
08/27/2025	20.00	ISSUED	JANNA MARTIN
08/20/2025	200.00	ISSUED	JASMINE E SOLIS
08/06/2025	841.86	ISSUED	JASON'S DELI
08/12/2025	1,473.85	ISSUED	JASON'S DELI
08/20/2025	170.64	ISSUED	JASON'S DELI
08/27/2025	304.03	ISSUED	JASON'S DELI
08/27/2025	99.00	ISSUED	JENNIFER KAATZ
08/27/2025	12.55	ISSUED	JENNIFER RUIZ
08/06/2025	15.00	ISSUED	JEREMY PURVIS
08/06/2025	4.27	ISSUED	JOAN JORDAN
08/27/2025	24.00	ISSUED	JOAN JORDAN
08/06/2025	170.00	ISSUED	JOHN MCCRARY
08/06/2025	12.53	ISSUED	JOHN SALINAS
08/06/2025	4,564.51	ISSUED	JOHNSON HVAC DISTRIBUTION
08/20/2025	3,897.30	ISSUED	JOHNSON HVAC DISTRIBUTION
08/27/2025	1,001.00	ISSUED	JOHNSON HVAC DISTRIBUTION
08/06/2025	155.00	ISSUED	JONATHAN DOWNEY
08/27/2025	40.95	ISSUED	JOSEPH WATSON
08/12/2025	115.00	ISSUED	JOSHUA ROMERO
08/29/2025	64,322.16	ISSUED	JPMORGAN CHASE -TRAVEL
08/12/2025	1,923.50	ISSUED	JPMORGAN CHASE-FUEL
08/27/2025	59.88	ISSUED	JULIETTE BROUSSARD
08/06/2025	43.39	ISSUED	JW PEPPER & SON INC
08/20/2025	3,047.88	ISSUED	JW PEPPER & SON INC
08/27/2025	58.90	ISSUED	JW PEPPER & SON INC
08/20/2025	4,295.00	ISSUED	KADEN FERNANDEZ
08/06/2025	21.07	ISSUED	KALEY CARTER
08/12/2025	18.41	ISSUED	KALEY CARTER
08/27/2025	711.55	ISSUED	KAPCO
08/20/2025	196.87	ISSUED	KAREEM SALOMON
08/27/2025	21.42	ISSUED	KELLY PILLOW
08/06/2025	185.00	ISSUED	KEVIN BRYSON
08/27/2025	50.60	ISSUED	KEVIN GAVIN
08/06/2025	18,795.00	ISSUED	KICKUP INC
08/12/2025	372.00	ISSUED	KIMBERLY LONGSTREET
08/20/2025	2,064.09	ISSUED	KING RANCH AG & TURF
08/12/2025	42,316.07	ISSUED	KIRK MONT MUNICIPAL UTILITY DIS
08/20/2025	35.00	ISSUED	KOBE RUIZ
08/20/2025	290.00	ISSUED	KOMMERCIAL KITCHENS
08/27/2025	54,977.00	ISSUED	KOMMERCIAL KITCHENS
08/06/2025	3.64	ISSUED	KRISTEN GIBSON
08/27/2025	38.29	ISSUED	KYLE CURD
08/27/2025	432.00	ISSUED	LA BRISA ICE CREAM
08/27/2025	240.00	ISSUED	LA PORTE ISD ATHLETICS
08/27/2025	500.00	ISSUED	LA PORTE ISD ATHLETICS
08/27/2025	240.00	ISSUED	LA PORTE ISD ATHLETICS
08/27/2025	240.00	ISSUED	LA PORTE ISD ATHLETICS
08/06/2025	1,700.00	ISSUED	LAFFERTY VILLA LLC

**PASADENA ISD  
ACCOUNTS PAYABLE SYSTEM  
CASH DISBURSEMENTS 08-01-2025 THRU 08-31-2025**

CHECK DATE	CHECK AMOUNT	CODE	VENDOR NAME
08/12/2025	17,978.59	ISSUED	LAKESHORE LEARNING MATERIALS LLC
08/12/2025	76.28	ISSUED	LAKESHORE LEARNING MATERIALS LLC
08/20/2025	14,483.81	ISSUED	LAKESHORE LEARNING MATERIALS LLC
08/27/2025	4,695.39	ISSUED	LAKESHORE LEARNING MATERIALS LLC
08/06/2025	37.94	ISSUED	LAURIE PRUETT
08/06/2025	375.00	ISSUED	LEAD4WARD LLC
08/20/2025	9,000.00	ISSUED	LEAPIN LEOTARDS
08/12/2025	35,170.00	ISSUED	LEARN BY DOING INC
08/20/2025	11,753.73	ISSUED	LEXIPOL LLC
08/20/2025	10,935.06	ISSUED	LIBERTY MUTUAL INSURANCE
08/06/2025	350.91	ISSUED	LIBERTY OFFICE PRODUCTS
08/06/2025	101.21	ISSUED	LIBERTY OFFICE PRODUCTS
08/12/2025	1,386.84	ISSUED	LIBERTY OFFICE PRODUCTS
08/20/2025	2,711.41	ISSUED	LIBERTY OFFICE PRODUCTS
08/20/2025	2,990.99	ISSUED	LIBERTY OFFICE PRODUCTS
08/20/2025	(2,711.41)	VOIDED	LIBERTY OFFICE PRODUCTS
08/27/2025	268.80	ISSUED	LISLE VIOLIN SHOP
08/20/2025	1,092.97	ISSUED	LITTLE GRINGO'S KITCHEN LLC
08/12/2025	2,263,699.00	ISSUED	LONGHORN BUS SALES LLC
08/20/2025	154.99	ISSUED	LONNIE SMITH
08/06/2025	13.52	ISSUED	LORI GRANDE
08/06/2025	16.10	ISSUED	LORI GRANDE
08/12/2025	667.00	ISSUED	LOVING GUIDANCE LLC
08/06/2025	590.52	ISSUED	LOWE'S HOME CENTERS LLC
08/12/2025	389.96	ISSUED	LOWE'S HOME CENTERS LLC
08/12/2025	899.99	ISSUED	LOWE'S HOME CENTERS LLC
08/20/2025	269.55	ISSUED	LOWE'S HOME CENTERS LLC
08/20/2025	20.34	ISSUED	LOWE'S HOME CENTERS LLC
08/27/2025	1,470.28	ISSUED	LOWE'S HOME CENTERS LLC
08/20/2025	(269.55)	VOIDED	LOWE'S HOME CENTERS LLC
08/27/2025	1,499.81	ISSUED	LTY ENGINEERS
08/27/2025	28,791.20	ISSUED	LTY ENGINEERS
08/27/2025	22.97	ISSUED	LYNDA ANDRUS
08/12/2025	100.00	ISSUED	LYNDEN MELO
08/06/2025	1,750.61	ISSUED	M&D SUPPLY INC
08/12/2025	1,241.86	ISSUED	M&D SUPPLY INC
08/20/2025	505.35	ISSUED	M&D SUPPLY INC
08/27/2025	1,633.28	ISSUED	M&D SUPPLY INC
08/06/2025	423.20	ISSUED	MADELINE COLLINS
08/06/2025	956.85	ISSUED	MAGAZINE SUBSCRIPTIONSPTP AUS
08/27/2025	2,038.48	ISSUED	MAKE-UP ARTIST PROJECT, THE
08/20/2025	671.31	ISSUED	MAPP CASTER & SUPPLY INC
08/12/2025	100.00	ISSUED	MARCEL CAO
08/06/2025	170.00	ISSUED	MARCUS RUIZ
08/20/2025	40.24	ISSUED	MARK WALLS
08/06/2025	11,953.42	ISSUED	MARKS PLUMBING PARTS
08/12/2025	7,239.95	ISSUED	MARKS PLUMBING PARTS
08/20/2025	323.47	ISSUED	MARKS PLUMBING PARTS
08/27/2025	2,754.75	ISSUED	MARKS PLUMBING PARTS
08/20/2025	196.87	ISSUED	MARLENE VEGA
08/27/2025	41.56	ISSUED	MARY COLLINS
08/27/2025	11.98	ISSUED	MARY JONES
08/20/2025	196.87	ISSUED	MARY WADLINGTON
08/06/2025	349.31	ISSUED	MATHESON TRI-GAS INC
08/06/2025	349.31	ISSUED	MATHESON TRI-GAS INC
08/12/2025	29.36	ISSUED	MATHESON TRI-GAS INC
08/20/2025	265.76	ISSUED	MATHESON TRI-GAS INC
08/27/2025	192.23	ISSUED	MATHESON TRI-GAS INC
08/06/2025	(349.31)	VOIDED	MATHESON TRI-GAS INC
08/27/2025	257.84	ISSUED	MBM FINANCIAL HOLDINGS LP
08/20/2025	6,236.00	ISSUED	MCKENNA CONTRACTING INC
08/20/2025	748.19	ISSUED	MEDCO SUPPLY CO
08/27/2025	13.23	ISSUED	MELISSA GUTIERREZ
08/27/2025	26.97	ISSUED	MELISSA LOZA
08/20/2025	800.96	ISSUED	MELISSA MCCALLA
08/20/2025	330.00	ISSUED	MELISSA MESSENGER
08/27/2025	2,567.00	ISSUED	MEMORY BOOK COMPANY
08/27/2025	100.00	ISSUED	MERCEDES ONTIVEROS
08/27/2025	1,401.17	ISSUED	METALCRAFT INC
08/06/2025	185.00	ISSUED	MICHAEL TAYLOR
08/06/2025	200.00	ISSUED	MICHELLE HERRERA-FAZ
08/06/2025	256.20	ISSUED	MICHELLE LEBLEU
08/01/2025	219,602.95	ISSUED	MILLENNIUM PROJECT SOLUTIONS
08/06/2025	5,650.00	ISSUED	MINGA SOLUTIONS US INC
08/20/2025	8,183.56	ISSUED	MOBILE COMMUNICATIONS AMERICA
08/20/2025	362.30	ISSUED	MOBILE MODULAR PORTABLE STORAGE
08/27/2025	48,186.47	ISSUED	MOHAWK USA LLC

**PASADENA ISD**  
**ACCOUNTS PAYABLE SYSTEM**  
**CASH DISBURSEMENTS 08-01-2025 THRU 08-31-2025**

CHECK DATE	CHECK AMOUNT	CODE	VENDOR NAME
08/12/2025	28.90	ISSUED	MONICA GARZA
08/20/2025	695.00	ISSUED	MONSTER TECHNOLOGY LLC
09/03/2025	(695.00)	VOIDED	MONSTER TECHNOLOGY LLC
08/12/2025	4,301.13	ISSUED	MONUMENT CHEVROLET
08/27/2025	885.20	ISSUED	MSC INDUSTRIAL SUPPLY CO
08/06/2025	1,496.00	ISSUED	MUSIC AND ARTS
08/12/2025	1,718.75	ISSUED	MUSIC THEATRE INTERNATIONAL
08/06/2025	1,384.25	ISSUED	NAPA AUTO PARTS
08/12/2025	942.33	ISSUED	NAPA AUTO PARTS
08/12/2025	755.33	ISSUED	NAPA AUTO PARTS
08/20/2025	388.27	ISSUED	NAPA AUTO PARTS
08/27/2025	1,119.32	ISSUED	NAPA AUTO PARTS
08/06/2025	1,505.20	ISSUED	NAPCO SECURITY TECHNOLOGIES INC
08/20/2025	1,110.00	ISSUED	NASP INC
08/27/2025	100.00	ISSUED	NASP INC
08/20/2025	100.00	ISSUED	NATALIE GARIBAY
08/27/2025	20.30	ISSUED	NATHAN ARNOLD
08/20/2025	100.00	ISSUED	NATHAN RODRIGUEZ
08/20/2025	18.00	ISSUED	NATIONAL FFA ORGANIZATION
08/27/2025	144.50	ISSUED	NATIONAL TAILORS
08/06/2025	3,014.35	ISSUED	NATURA
08/12/2025	100.00	ISSUED	NAYEKI ORTA
08/06/2025	317,860.34	ISSUED	NETSYNC NETWORK SOLUTIONS INC TEXAS
08/20/2025	85,731.16	ISSUED	NETSYNC NETWORK SOLUTIONS INC TEXAS
08/20/2025	1,800.00	ISSUED	NETZOOM INC
08/27/2025	8,000.00	ISSUED	NEW CANEY ISD
08/27/2025	43.26	ISSUED	NICHOLE RICHARDSON
08/12/2025	1,072.00	ISSUED	NOVUS WOOD GROUP LP
08/06/2025	2,350.00	ISSUED	NUTRI-LINK TECHNOLOGIES INC
08/06/2025	79.98	ISSUED	ODP BUSINESS SOLUTIONS LLC
08/12/2025	73.17	ISSUED	ODP BUSINESS SOLUTIONS LLC
08/20/2025	1,109.21	ISSUED	ODP BUSINESS SOLUTIONS LLC
08/20/2025	49.99	ISSUED	ODP BUSINESS SOLUTIONS LLC
08/27/2025	698.20	ISSUED	ODP BUSINESS SOLUTIONS LLC
08/27/2025	35.00	ISSUED	OFFICER STANDARDS & EDUCATION
09/03/2025	(35.00)	VOIDED	OFFICER STANDARDS & EDUCATION
08/20/2025	1,369.80	ISSUED	OLDCASTLE BUILDINGENVELOPE INC
08/06/2025	146.59	ISSUED	OLIVIA DAUGHERTY
08/06/2025	457.20	ISSUED	ONE STOP TENTS & EVENTS
08/06/2025	4,271.87	ISSUED	O'REILLY AUTO PARTS
08/12/2025	1,425.90	ISSUED	O'REILLY AUTO PARTS
08/20/2025	2,818.30	ISSUED	O'REILLY AUTO PARTS
08/27/2025	3,845.26	ISSUED	O'REILLY AUTO PARTS
08/06/2025	50.30	ISSUED	OTC BRANDS INC
08/20/2025	982.99	ISSUED	OVERDRIVE INC
08/12/2025	50,374.21	ISSUED	OVOL USA
08/20/2025	1,511.01	ISSUED	OVOL USA
08/20/2025	733.95	ISSUED	PANERA BREAD
08/27/2025	187.90	ISSUED	PANERA BREAD
08/06/2025	895.00	ISSUED	PAPPA YOLK'S GRILL
08/12/2025	699.00	ISSUED	PAPPA YOLK'S GRILL
08/20/2025	3,845.57	ISSUED	PAPPA YOLK'S GRILL
08/06/2025	4,653.00	ISSUED	PARADIGM TRAFFIC SYSTEMS INC
08/06/2025	177.63	ISSUED	PARTS TOWN LLC
08/06/2025	5,785.61	ISSUED	PARTS TOWN LLC
08/20/2025	4,534.66	ISSUED	PARTS TOWN LLC
08/27/2025	4,935.10	ISSUED	PARTS TOWN LLC
08/06/2025	82.88	ISSUED	PATRICIA CASTILLO
08/06/2025	423.70	ISSUED	PATRICK LONGSTREET
08/12/2025	23,866.23	ISSUED	PBK ARCHITECTS INC
08/12/2025	240.00	ISSUED	PEARLAND DAWSON HS
08/20/2025	240.00	ISSUED	PEARLAND DAWSON HS
08/12/2025	371,036.48	ISSUED	PERDUE, BRANDON, FIELDER,
08/12/2025	26,341.12	ISSUED	PERDUE, BRANDON, FIELDER,
08/12/2025	3,500.00	ISSUED	PERFECTION LEARNING CORP
08/06/2025	688.00	ISSUED	PIONEER ATHLETICS
08/06/2025	259.00	ISSUED	PO PANHA CORPORATION
08/12/2025	18.50	ISSUED	PO PANHA CORPORATION
08/27/2025	148.00	ISSUED	PO PANHA CORPORATION
08/06/2025	130.00	ISSUED	POLYMERSHAPES LLC
08/20/2025	8,200.00	ISSUED	PORTA PHONE COMPANY INC
08/20/2025	10,708.67	ISSUED	PRECISION BUSINESS MACHINES
08/27/2025	431.14	ISSUED	PRECISION BUSINESS MACHINES
08/20/2025	22,546.20	ISSUED	PRECISION DELTA CORP
08/06/2025	165.00	ISSUED	PRIMOS ALARM & TINT
08/20/2025	180.00	ISSUED	PRIMOS ALARM & TINT
08/06/2025	1,194.85	ISSUED	PRINT CENTRAL

**PASADENA ISD**  
**ACCOUNTS PAYABLE SYSTEM**  
**CASH DISBURSEMENTS 08-01-2025 THRU 08-31-2025**

CHECK DATE	CHECK AMOUNT	CODE	VENDOR NAME
08/12/2025	530.50	ISSUED	PRINT CENTRAL
08/20/2025	2,568.85	ISSUED	PRINT CENTRAL
08/27/2025	5,101.25	ISSUED	PRINT CENTRAL
08/27/2025	1,823.00	ISSUED	PROCOMPUTING LLC
08/27/2025	1,840.00	ISSUED	PROGRESS PUBLICATIONS
08/06/2025	475.91	ISSUED	PS LIGHTWAVE LLC
08/20/2025	29,866.56	ISSUED	PUREMAXX LLC
08/20/2025	116,864.99	ISSUED	QUALTRICS LLC
08/27/2025	492.00	ISSUED	QUILL LLC
08/12/2025	1,325.00	ISSUED	RAM ROCK LLC
08/20/2025	20.00	ISSUED	RANDY THURSTON
08/20/2025	6,000.00	ISSUED	RANK ONE
08/27/2025	199.50	ISSUED	REBECCA DARBY
08/27/2025	433.80	ISSUED	REBECCA ALLEN
08/06/2025	60.00	ISSUED	REGION IV EDUCATION SRVC CENTER
08/12/2025	1,462.50	ISSUED	REGION IV EDUCATION SRVC CENTER
08/20/2025	2,700.00	ISSUED	REGION IV EDUCATION SRVC CENTER
08/27/2025	725.00	ISSUED	REGION IV EDUCATION SRVC CENTER
08/20/2025	841.52	ISSUED	RELIANT BUSINESS PRODUCTS
08/27/2025	192.20	ISSUED	RELIANT BUSINESS PRODUCTS
08/12/2025	11,875.21	ISSUED	REPUBLIC SERVICES INC #853
08/12/2025	2,077.00	ISSUED	RFS SPORTS
08/06/2025	16.87	ISSUED	RICHARD HOLT
08/12/2025	180.00	ISSUED	RICHARD HOLT
08/20/2025	48.00	ISSUED	RICKY'S DRY CLEANERS
08/20/2025	800.94	ISSUED	RICKY'S DRY CLEANERS
08/27/2025	36.00	ISSUED	RICKY'S DRY CLEANERS
08/06/2025	5.21	ISSUED	RICOH USA INC
08/20/2025	174.95	ISSUED	RIDDELL ALL AMERICAN SPORTS
08/27/2025	2,740.59	ISSUED	RIDDELL ALL AMERICAN SPORTS
08/12/2025	18,757.61	ISSUED	RIDLEY'S VACUUM & JANITORIAL
08/20/2025	997.45	ISSUED	RIDLEY'S VACUUM & JANITORIAL
08/20/2025	14.00	ISSUED	RMA TOLL PROCESSING
08/27/2025	174.00	ISSUED	ROBERT STOCK
08/12/2025	3,712.00	ISSUED	ROBOLINK INC
08/12/2025	3,077.12	ISSUED	ROCHESTER 100 INC
08/20/2025	1,015.00	ISSUED	ROCHESTER 100 INC
08/27/2025	1,120.00	ISSUED	ROCHESTER 100 INC
08/06/2025	27,419.00	ISSUED	ROESSLER EQUIPMENT CO INC
08/12/2025	16,885.00	ISSUED	ROESSLER EQUIPMENT CO INC
08/06/2025	1,781.25	ISSUED	ROGERS MORRIS & GROVER LLP
08/06/2025	1,283.39	ISSUED	ROGERS MORRIS & GROVER LLP
08/06/2025	396.60	ISSUED	ROLANDO MERCHAN
08/20/2025	3,839.00	ISSUED	ROMEO MUSIC
08/27/2025	934.78	ISSUED	ROMEO MUSIC
08/06/2025	170.00	ISSUED	RONALDO SALGADO
08/12/2025	89.00	ISSUED	RONALDO SALGADO
08/20/2025	100.00	ISSUED	ROSELIN SERRANO
08/12/2025	300.00	ISSUED	ROTARY CLUB OF PASADENA
08/27/2025	75.00	ISSUED	RUBI CONTRERAS
08/27/2025	1,260.00	ISSUED	RUNOFF MANAGEMENT GROUP INC
08/06/2025	92.75	ISSUED	RUPERTO JASO
08/06/2025	(92.75)	VOIDED	RUPERTO JASO
08/06/2025	16,762.44	ISSUED	RUSH BUS CENTER
08/12/2025	488.00	ISSUED	RUSH BUS CENTER
08/20/2025	14,883.57	ISSUED	RUSH BUS CENTER
08/27/2025	30,853.97	ISSUED	RUSH BUS CENTER
08/12/2025	20.44	ISSUED	RYAN FOUNTAIN
08/12/2025	295.65	ISSUED	SAFETY-KLEEN SYSTEMS INC
08/20/2025	326.28	ISSUED	SAFETY-KLEEN SYSTEMS INC
08/12/2025	1,200.00	ISSUED	SALAS O'BRIEN LLC
08/06/2025	500.00	ISSUED	SAM HOUSTON STATE UNIVERSITY
08/27/2025	1,000.00	ISSUED	SAM HOUSTON STATE UNIVERSITY
08/27/2025	25.00	ISSUED	SAMANTHA LAPOINTE
08/20/2025	196.87	ISSUED	SAMANTHA SCHWARTZ
08/20/2025	4,600.00	ISSUED	SAM'S LIMOUSINE AND TRANSPORT
08/20/2025	200.00	ISSUED	SAMUEL ERRASTI
08/12/2025	500.00	ISSUED	SAN JACINTO COLLEGE
08/06/2025	7,048.70	ISSUED	SAN JACINTO COLLEGE DISTRICT
08/06/2025	1,820.03	ISSUED	SAN JACINTO COLLEGE DISTRICT
08/06/2025	108.73	ISSUED	SAN JACINTO COLLEGE DISTRICT
08/06/2025	2,637.51	ISSUED	SAN JACINTO COLLEGE DISTRICT
08/06/2025	10,303.92	ISSUED	SAN JACINTO COLLEGE DISTRICT
08/06/2025	6,303.88	ISSUED	SAN JACINTO COLLEGE DISTRICT
08/20/2025	176.54	ISSUED	SAN JACINTO COLLEGE DISTRICT
08/20/2025	1,000.00	ISSUED	SAN JACINTO COLLEGE SOUTH CAMPUS
08/27/2025	200.00	ISSUED	SAN JACINTO COLLEGE SOUTH CAMPUS

**PASADENA ISD  
ACCOUNTS PAYABLE SYSTEM  
CASH DISBURSEMENTS 08-01-2025 THRU 08-31-2025**

CHECK DATE	CHECK AMOUNT	CODE	VENDOR NAME
08/27/2025	200.00	ISSUED	SAN JACINTO COLLEGE-CENTRAL CAMP
08/20/2025	42.38	ISSUED	SARAH BURKE
08/06/2025	505.00	ISSUED	SAVANNAH CAFE & BAKERY
08/12/2025	65.00	ISSUED	SAVANNAH CAFE & BAKERY
08/20/2025	457.00	ISSUED	SAVANNAH CAFE & BAKERY
08/06/2025	4,209.78	ISSUED	SCENARIO LEARNING LLC
08/20/2025	9,720.00	ISSUED	SCHED LLC
08/20/2025	230.00	ISSUED	SCHOLASTIC BOOK FAIRS
08/27/2025	109.89	ISSUED	SCHOLASTIC INC MAGAZINES
08/06/2025	580.00	ISSUED	SCHOOL MATE
08/20/2025	595.20	ISSUED	SCHOOL MATE
08/20/2025	344.69	ISSUED	SCHOOL NURSE SUPPLY
08/06/2025	18,061.48	ISSUED	SCHOOL OUTFITTERS LLC
08/12/2025	8,909.50	ISSUED	SCHOOL OUTFITTERS LLC
08/20/2025	7,437.70	ISSUED	SCHOOL OUTFITTERS LLC
08/29/2025	1,548.60	ISSUED	SCHOOL OUTFITTERS LLC
08/06/2025	1,615.63	ISSUED	SCHOOL SPECIALTY LLC
08/12/2025	8,726.98	ISSUED	SCHOOL SPECIALTY LLC
08/20/2025	5,391.66	ISSUED	SCHOOL SPECIALTY LLC
08/20/2025	84.91	ISSUED	SCHOOL SPECIALTY LLC
08/27/2025	5,391.66	ISSUED	SCHOOL SPECIALTY LLC
08/27/2025	84.70	ISSUED	SCHOOL SPECIALTY LLC
08/29/2025	198.69	ISSUED	SCHOOL SPECIALTY LLC
08/06/2025	236.65	ISSUED	SCHOOLIFE A DIVISION
08/12/2025	2,020.00	ISSUED	SECURLY INC
08/06/2025	497.84	ISSUED	SELENA CONTRERAS
08/06/2025	13,750.00	ISSUED	SHADOW CREEK HS
08/12/2025	5,500.00	ISSUED	SHADOW CREEK HS
08/12/2025	100.00	ISSUED	SHEILA CANUL
08/12/2025	50.00	ISSUED	SHELBY SMITH
08/06/2025	171.43	ISSUED	SHERWIN-WILLIAMS (SPENCER)
08/12/2025	1,307.47	ISSUED	SHERWIN-WILLIAMS (SPENCER)
08/20/2025	722.92	ISSUED	SHERWIN-WILLIAMS (SPENCER)
08/12/2025	6,668.40	ISSUED	SHILOH TREATMENT CENTER
08/06/2025	11,400.00	ISSUED	SIBME
08/12/2025	3,448.03	ISSUED	SICO AMERICA INC
08/20/2025	436.00	ISSUED	SIDDONS MARTIN EMERGENCY GROUP
08/20/2025	2,074.00	ISSUED	SIDELINE POWER
08/12/2025	6,666.00	ISSUED	SIEMENS INDUSTRY INC
08/06/2025	8,745.00	ISSUED	SITEK OMNI SERVICES LLC
08/12/2025	6,800.00	ISSUED	SITEK OMNI SERVICES LLC
08/06/2025	25,320.80	ISSUED	SITEONE LANDSCAPE SUPPLY LLC
08/06/2025	11,457.00	ISSUED	SKG CONSULTING LLC
08/06/2025	10,496.96	ISSUED	SMARTSENSE BY DIGI
08/20/2025	2,620.00	ISSUED	SMARTSENSE BY DIGI
08/06/2025	1,577.50	ISSUED	SMOCKERS LLC
08/20/2025	2,345.22	ISSUED	SOLUTION TREE INC
08/20/2025	660.00	ISSUED	SOUTHERN ICE CREAM
08/27/2025	11,385.21	ISSUED	SOUTHERN ICE CREAM
08/20/2025	1,620.00	ISSUED	SOUTHERN TIRE MART LLC
08/27/2025	27.29	ISSUED	SPARKLETTS & SIERRA SPRINGS
08/27/2025	25.30	ISSUED	SPARKLETTS & SIERRA SPRINGS
08/27/2025	(27.29)	VOIDED	SPARKLETTS & SIERRA SPRINGS
08/12/2025	14.11	ISSUED	SPARKLETTS AND SIERRA SPRINGS
08/20/2025	3,996.17	ISSUED	SPI LLC
08/27/2025	1,840.00	ISSUED	SPM DOCUMENT SOLUTIONS
08/12/2025	25.05	ISSUED	SPOK INC
08/20/2025	1,822.49	ISSUED	SPORTDECALS INC
08/06/2025	806.90	ISSUED	SPORTS IMPORTS INC
08/20/2025	1,258.95	ISSUED	SPORTS IMPORTS INC
08/20/2025	1,065.00	ISSUED	STANBURY UNIFORMS LLC
08/27/2025	100.00	ISSUED	STAR PIANO
08/20/2025	15,229.16	ISSUED	STED INC
08/06/2025	1,659.01	ISSUED	STEEL SUPPLY LP
08/12/2025	1,032.33	ISSUED	STEEL SUPPLY LP
08/27/2025	55.29	ISSUED	STEEL SUPPLY LP
08/06/2025	86.13	ISSUED	STEFANIE MASLOWSKI
08/12/2025	157.39	ISSUED	STEFANIE MASLOWSKI
08/27/2025	29.98	ISSUED	STEFANIE MASLOWSKI
08/06/2025	700.00	ISSUED	STERLING ENVIRONMENTAL CONSULT
08/20/2025	1,925.00	ISSUED	STERLING ENVIRONMENTAL CONSULT
08/27/2025	2,675.00	ISSUED	STERLING ENVIRONMENTAL CONSULT
08/27/2025	2,250.00	ISSUED	STERLING ENVIRONMENTAL CONSULT
08/27/2025	79.95	ISSUED	STEVE WEISS MUSIC INC
08/06/2025	2,040.00	ISSUED	STEVE'S WINDOW FASHIONS
08/27/2025	805.00	ISSUED	STEVE'S WINDOW FASHIONS
08/06/2025	504.00	ISSUED	SUCCESSFUND INC

**PASADENA ISD**  
**ACCOUNTS PAYABLE SYSTEM**  
**CASH DISBURSEMENTS 08-01-2025 THRU 08-31-2025**

CHECK DATE	CHECK AMOUNT	CODE	VENDOR NAME
08/12/2025	89.00	ISSUED	SUCCESSFUND INC
08/20/2025	1,087.00	ISSUED	SUCCESSFUND INC
08/27/2025	1,265.00	ISSUED	SUCCESSFUND INC
08/06/2025	16,719.80	ISSUED	SUN COAST RESOURCES LLC
08/20/2025	39,612.55	ISSUED	SUN COAST RESOURCES LLC
08/27/2025	20,034.02	ISSUED	SUN COAST RESOURCES LLC
08/06/2025	400.18	ISSUED	SUNBELT RENTALS INC
08/27/2025	400.18	ISSUED	SUNBELT RENTALS INC
08/06/2025	972.44	ISSUED	SUSTEEN INC
08/12/2025	385.92	ISSUED	SW SCHOOL SUPPLY
08/27/2025	6,212.30	ISSUED	SW SCHOOL SUPPLY
08/06/2025	2,456.00	ISSUED	SWANK MOVIE LICENSING USA
08/20/2025	1,200.00	ISSUED	SWANK MOVIE LICENSING USA
08/27/2025	640.00	ISSUED	SWANK MOVIE LICENSING USA
08/27/2025	2,318.00	ISSUED	SYNOVIA SOLUTIONS LLC
08/12/2025	1,000.00	ISSUED	TAMU-SCHOLARSHIP & FINAN AID
08/20/2025	500.00	ISSUED	TAMU-SCHOLARSHIP & FINAN AID
08/20/2025	1,000.00	ISSUED	TAMU-SCHOLARSHIP & FINAN AID
08/27/2025	500.00	ISSUED	TAMU-SCHOLARSHIP & FINAN AID
08/27/2025	99.00	ISSUED	TANIS GRIFFIN
08/06/2025	17.48	ISSUED	TANYA HAGAR
08/27/2025	20.00	ISSUED	TANYA HAGAR
08/20/2025	64.42	ISSUED	TARA MCGREW
08/06/2025	320.00	ISSUED	TASB
08/20/2025	65.00	ISSUED	TASB
08/20/2025	2,500.00	ISSUED	TASB-LAF
08/27/2025	145.00	ISSUED	TASBO
08/20/2025	81.25	ISSUED	TEACHER SYNERGY LLC
08/20/2025	500.00	ISSUED	TEAMS USER GROUP
08/20/2025	18,169.00	ISSUED	TECHNICAL LABORATORY SYS INC
08/20/2025	75.00	ISSUED	TEN NAPEL SHEET METAL INC
08/20/2025	439.00	ISSUED	TEPSA
08/20/2025	29,830.52	ISSUED	TERRACON CONSULTANTS INC
08/27/2025	23,883.77	ISSUED	TERRACON CONSULTANTS INC
08/12/2025	1,598.50	ISSUED	TEXAS ALTERNATOR STARTER SVC
08/20/2025	975.00	ISSUED	TEXAS ALTERNATOR STARTER SVC
08/12/2025	95.00	ISSUED	TEXAS ASSN OF FUTURE EDUCATORS
08/27/2025	110.00	ISSUED	TEXAS ASSOC OF STUDENT COUNCIL
08/20/2025	280.00	ISSUED	TEXAS DEPT OF LICENSING & REG
08/27/2025	160.00	ISSUED	TEXAS DEPT OF LICENSING & REG
08/06/2025	21,069.17	ISSUED	TEXAS GENERAL LAND OFFICE
08/06/2025	3,911.94	ISSUED	TEXAS LIFT SERVICE LLC
08/06/2025	3,689.20	ISSUED	TEXAS MATERIALS GROUP INC
08/27/2025	10,904.50	ISSUED	TEXAS MOTION SPORTS
08/27/2025	300.00	ISSUED	TEXSEF
08/20/2025	196.87	ISSUED	TEYSHEONNA LOTT
08/20/2025	100.00	ISSUED	THE BOX BAKERY & KITCHEN
08/27/2025	8,000.00	ISSUED	THE LAMPO GROUP LLC
08/27/2025	(8,000.00)	VOIDED	THE LAMPO GROUP LLC
08/20/2025	1,099.30	ISSUED	THE LUNCH BOX LLC
08/27/2025	756.00	ISSUED	THE MONARCH SCHOOL INC
08/06/2025	8,745.10	ISSUED	THOMAS BUS GULF COAST
08/12/2025	190.76	ISSUED	THOMAS BUS GULF COAST
08/20/2025	36,149.63	ISSUED	THOMAS BUS GULF COAST
08/27/2025	2,834.44	ISSUED	THOMAS BUS GULF COAST
08/27/2025	3,607.50	ISSUED	THOMPSON & HORTON LLP
08/20/2025	1,857.11	ISSUED	THRIFTY BOT LLC
08/27/2025	150.14	ISSUED	TINA SMITH
08/27/2025	79.20	ISSUED	TINA SMITH
08/20/2025	50.00	ISSUED	TMSCA
08/06/2025	700.00	ISSUED	TODD PIANO WORKS
08/12/2025	462.00	ISSUED	TOPSHELF IMAGING
08/20/2025	1,830.00	ISSUED	TOPSHELF IMAGING
08/27/2025	76.31	ISSUED	TRACI MOODY
08/20/2025	48.93	ISSUED	TRACI POWELL
08/20/2025	1,975.00	ISSUED	TRANSFOR CORPORATION
08/20/2025	8,100.00	ISSUED	TRANSIT WORKFORCE MANAGEMENT
08/20/2025	15,093.27	ISSUED	TREETOP PRODUCTS LLC
08/27/2025	32.55	ISSUED	TREVOR REYNOLDS
08/20/2025	149.21	ISSUED	TRIANGLE PRINTING & MARKETING
08/20/2025	11,157.64	ISSUED	TRUE NORTH CONSULTING GRP LLC
08/06/2025	1,884.00	ISSUED	TRW MODERNFOLD CO INC
08/20/2025	2,810.00	ISSUED	TURTLE & HUGHES INC
08/06/2025	115.00	ISSUED	TYLER IGUESS
08/20/2025	178.26	ISSUED	ULINE INC
08/12/2025	1,280.00	ISSUED	ULTIMATE DRILL BOOK INC
08/06/2025	100.00	ISSUED	UNICA, ABIGAIL

**PASADENA ISD**  
**ACCOUNTS PAYABLE SYSTEM**  
**CASH DISBURSEMENTS 08-01-2025 THRU 08-31-2025**

CHECK DATE	CHECK AMOUNT	CODE	VENDOR NAME
08/06/2025	3,400.82	ISSUED	UNITED REFRIGERATION INC
08/20/2025	533.79	ISSUED	UNITED REFRIGERATION INC
08/27/2025	175.42	ISSUED	UNITED REFRIGERATION INC
08/27/2025	5,764.00	ISSUED	UNITED STATES ACADEMIC DECATHLON
08/06/2025	20,000.00	ISSUED	UNIV OF TEXAS AT AUSTIN-UIL
08/20/2025	4,436.00	ISSUED	UNIVERSAL CHEERLEADERS ASSOC
08/20/2025	4,186.00	ISSUED	UNIVERSAL MELODY SERVICES
08/27/2025	6,525.50	ISSUED	UNIVERSAL MELODY SERVICES
08/20/2025	1,000.00	ISSUED	UNIVERSITY OF HOUSTON
08/20/2025	1,000.00	ISSUED	UNIVERSITY OF HOUSTON
08/27/2025	500.00	ISSUED	UNIVERSITY OF HOUSTON
08/27/2025	1,000.00	ISSUED	UNIVERSITY OF HOUSTON CLC
08/20/2025	2,500.00	ISSUED	UNIVERSITY OF MICHIGAN
08/12/2025	1,000.00	ISSUED	UNIVERSITY OF NORTH TEXAS
08/20/2025	500.00	ISSUED	UNIVERSITY OF NORTH TEXAS
08/06/2025	254.16	ISSUED	UNLAUB/CHANNEL BEARING & SUPPLY LLC
08/20/2025	666.61	ISSUED	UNLAUB/CHANNEL BEARING & SUPPLY LLC
08/27/2025	51.38	ISSUED	UNLAUB/CHANNEL BEARING & SUPPLY LLC
08/27/2025	561.23	ISSUED	UTILITY REFRIGERATOR
08/20/2025	46,130.00	ISSUED	UWORLD LLC
08/20/2025	13,771.40	ISSUED	VARSITY BRANDS HOLDING CO INC
08/06/2025	85.00	ISSUED	VERONICA NEIRA
08/06/2025	5,623.70	ISSUED	VESTIGE INTERNATIONAL
08/12/2025	2,956.27	ISSUED	VESTIGE INTERNATIONAL
08/20/2025	456.74	ISSUED	VEX ROBOTICS INC
08/20/2025	196.87	ISSUED	VIRGINIA OSBORNE
08/06/2025	58.49	ISSUED	VISUAL EDGE IT INC
08/12/2025	688.00	ISSUED	VOLT
08/20/2025	1,376.00	ISSUED	VOLT
08/12/2025	10,482.25	ISSUED	WC TRACTOR
08/29/2025	328,278.45	ISSUED	WEAVER TECHNOLOGIES LLC
08/12/2025	8.05	ISSUED	WENDY THORNHILL
08/06/2025	4,150.00	ISSUED	WHOOSTER INC
08/06/2025	6,830.00	ISSUED	WILSON FIRE EQUIPMENT
08/20/2025	371.25	ISSUED	WILSON FIRE EQUIPMENT
08/12/2025	612.65	ISSUED	WILSONART LLC
08/12/2025	3,343.87	ISSUED	WINDSTREAM HOLDINGS II LLC
08/12/2025	3,283.56	ISSUED	WINDSTREAM HOLDINGS II LLC
08/20/2025	3,585.60	ISSUED	WINDSTREAM HOLDINGS II LLC
08/12/2025	3,135.55	ISSUED	WM CORPORATE SERVICES INC
08/20/2025	19,190.49	ISSUED	WM CORPORATE SERVICES INC
08/06/2025	1,488.00	ISSUED	WORKWELL TECHNOLOGIES INC
08/06/2025	1,848.00	ISSUED	WORLDS FINEST CHOCOLATE INC
08/06/2025	100.17	ISSUED	XEROX BUSINESS SOLUT SOUTHWEST
08/20/2025	345.60	ISSUED	XEROX BUSINESS SOLUT SOUTHWEST
08/20/2025	370.00	ISSUED	XEROX BUSINESS SOLUT SOUTHWEST
08/06/2025	479.78	ISSUED	XEROX FINANCIAL SERVICES
08/20/2025	919.83	ISSUED	XEROX FINANCIAL SERVICES
08/20/2025	1,011.52	ISSUED	XEROX FINANCIAL SERVICES
08/27/2025	3,032.76	ISSUED	XEROX FINANCIAL SERVICES
08/20/2025	196.87	ISSUED	ZINNIA LERMA

## **August 2025 Tax Refunds**


<b>Payer Name</b>	<b>Issue/Void</b>	<b>Amount</b>
AUTOZONE TEXAS LP	Issue	(1,831.04)
AUTOZONE TEXAS, L.P.	Issue	(1,364.74)
AUTOZONE TEXAS, L.P.	Issue	(58.65)
AUTOZONE TEXAS, L.P.	Issue	(12,198.63)
AUTOZONE TEXAS, L.P.	Issue	(4,482.98)
AUTOZONE TEXAS, L.P.	Issue	(2,041.30)
AUTOZONE TEXAS, L.P.	Issue	(3,891.66)
AUTOZONE TEXAS, L.P.	Issue	(1,698.28)
AUTOZONE TEXAS, L.P.	Issue	(708.35)
BELLA SOL LLC	Issue	(2,450.73)
CABO UNITED LLC	Issue	(90,542.84)
CABO UNITED LLC	Issue	(230,086.80)
CARSON VA INDUSTIAL LP	Issue	(12,296.63)
CHICAGO TITLE OF TEXAS LLC	Issue	(380.34)
CHICK-FIL-A INC	Issue	(505.84)
CHICK-FIL-A INC	Issue	(539.29)
CHICK-FIL-A INC.	Issue	(660.31)
CNMK TEXAS PROPERTIES, LLC	Issue	(12,499.05)
COLUMBIA TEXAS GALVESTON INDUSTRIAL LLC	Issue	(9,679.77)
DOC-5146 PRESTON AVENUE ASC LLC	Issue	(15,473.85)
ESCOBAR SANTOS & LINDA	Issue	(773.88)
FIVE STAR PROPERTIES BROADWAY INC	Issue	(78,767.66)
FORD SHEILA	Issue	(204.04)
FRANK VINCENT TORNO REVOCABLE LIVING	Issue	(688.16)
FRANK VINCENT TORNO REVOCABLE LIVING	Issue	(1,577.07)
GRAY WINSTON & HART, PLLC	Issue	(3,813.27)
GRAY WINSTON & HART, PLLC	Issue	(2,610.23)
KEENER MONTELAGO LLC	Issue	(23,823.72)
LABANZAT TORRES NORA A	Issue	(4,500.93)
LEGAL ENTITY	Issue	(7,125.19)
LEGAL ENTITY	Issue	(23,399.25)
LEGAL ENTITY c/o	Issue	(661.77)
MLG FUND ACCOUNTING	Issue	(34,491.97)
PLANET HOME LENDING	Issue	(610.46)
PRADOHENRIQUEZ ALDO F	Issue	(940.66)
PRADOHENRIQUEZ ALDO F	Issue	(1,463.19)
PRADOHENRIQUEZ ALDO F	Void	1463.19
PRADOHENRIQUEZ ALDO F	Void	940.66
PRESTON & CRENSHAW INTERESTS LLC	Issue	(2,361.86)
REVIVE CHURCH PASADENA	Issue	(11,023.26)
SUN MEADOW PROPERTY HOLDINGS LLC	Issue	(24,934.32)



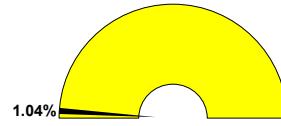
# General Fund | Revenue Dashboard

For the Period Ending August 31, 2025

**Projected Year End Fund Balance  
as % of Budgeted Revenues**

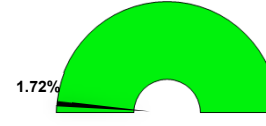


**Actual YTD Revenues**




**Projected YTD Revenues**  
20.83%

**Actual YTD Local Sources**



**Projected YTD Local Sources**  
3.91%

**Actual YTD State Sources**



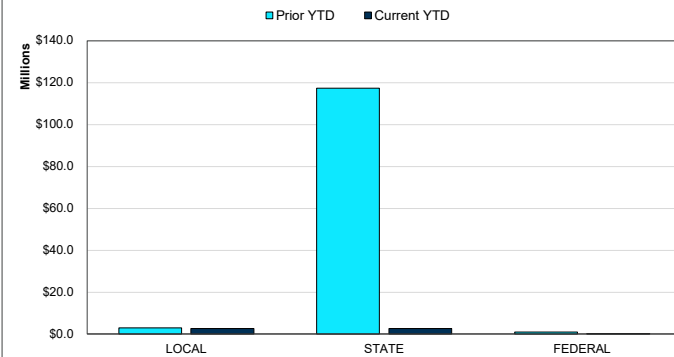
**Projected YTD State Sources**  
27.36%

**Top 10 Sources of Revenue Year-to-Date**

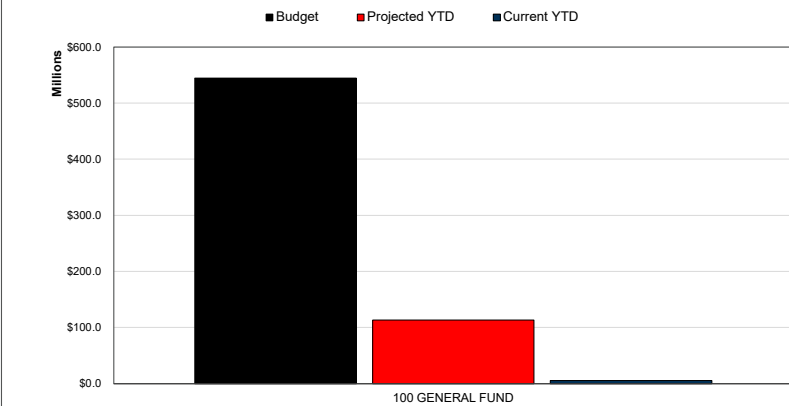
Trs On-Behalf	\$2,637,317
Taxes, Prior Years	\$1,542,447
Earnings From Temporary Deposits And Investments	\$629,312
Federal Revenues Distributed Directly From The Federal Government	\$556,870
Penalties, Interest, And Other Tax Revenues	\$452,817
Insurance Recovery	\$57,612
Tuition And Fees From Local Sources	\$11,471
Athletic Activities	\$8,684
Other Federal Revenues	\$7,683
Rent	\$6,678

**Percent of Total Revenues YTD** **104.68%**

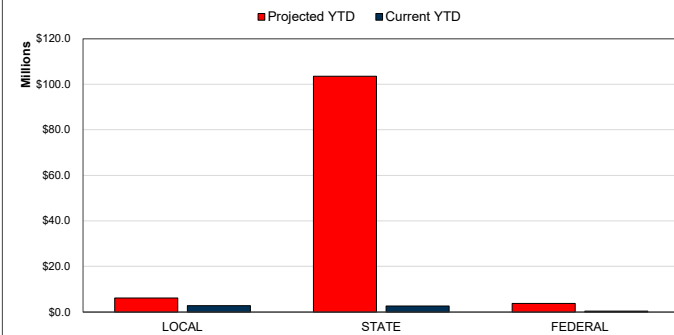
**Revenue by Source**



**Revenue Comparison**




**Revenue by Source**



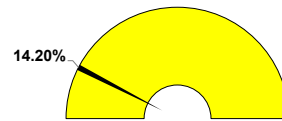
# General Fund | Expenditure Dashboard

For the Period Ending August 31, 2025

**Projected Year End Fund Balance  
as % of Budgeted Expenditures**

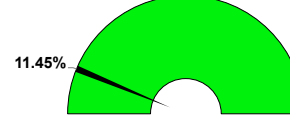


**Actual YTD Expenditures**



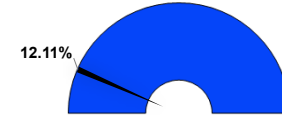
**Projected YTD Expenditures**  
14.02%

**Actual YTD Instruction**



**Projected YTD Instruction**  
14.15%

**Actual YTD Payroll Costs**



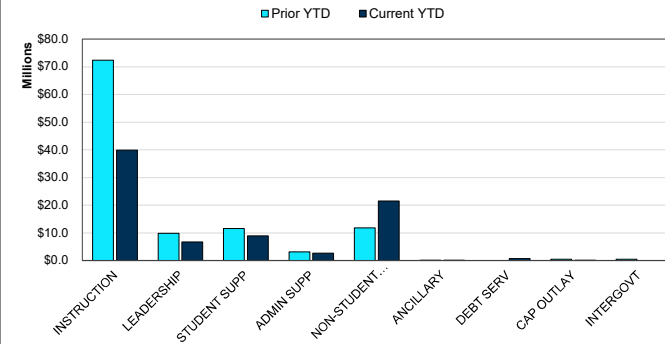
**Projected YTD Payroll Costs**  
14.69%

**Top 10 Expenditures by Function Year-to-Date**

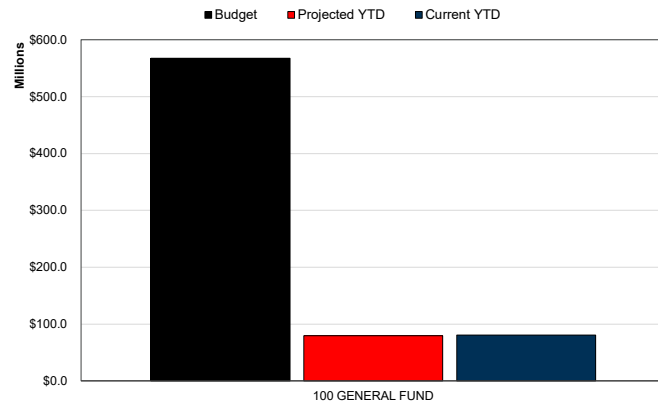
Instruction	\$37,850,377
Plant Maint/Operations	\$17,716,595
School Leadership	\$5,457,472
Guidance/Counsel/Eval Svs	\$3,726,526
Student Transportation	\$3,352,026
Data Processing Svs	\$2,740,219
General Administration	\$2,665,114
Instructional Leadership	\$1,324,737
Cocurr/Extracurr Activity	\$1,108,911
Curr/Instruc Staff Devel	\$1,048,555

**Percent of Total Expenditures YTD** **95.54%**

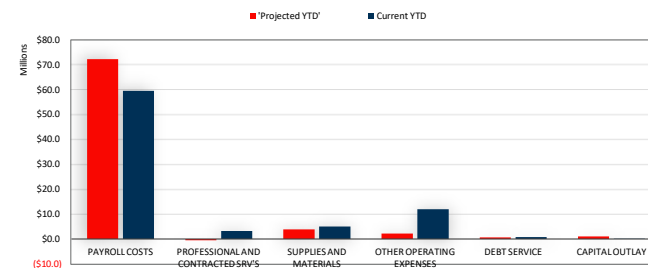
**Expenditures by Function**



**Expenditure Comparison**

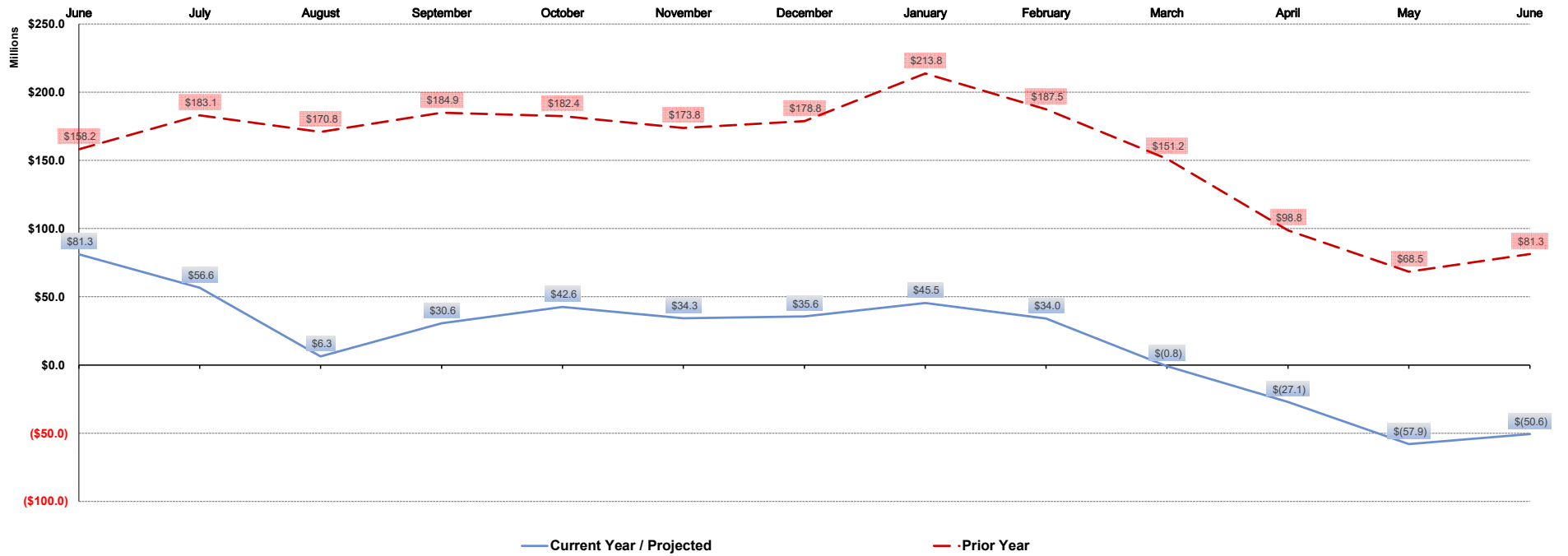


**Expenditures by Object**



## General Fund

For the Period Ending August 31, 2025

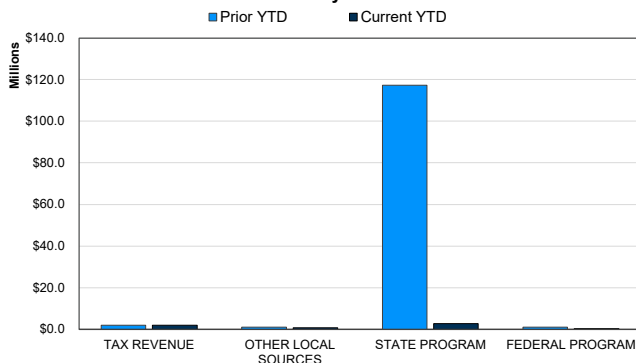


## General Fund | Function Financial Summary

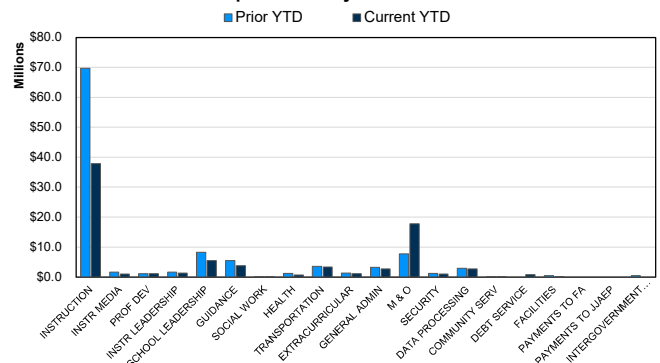
For the Period Ending August 31, 2025

	Prior YTD	Prior Year Actual	YTD % of PY Actual	Current YTD	Annual Budget	YTD % of Budget
<b>REVENUES</b>						
Tax Revenue	\$1,998,756	\$170,988,918	1.17%	\$1,995,265	\$145,237,845	1.37%
Other Local Sources	1,043,930	11,170,971	9.35%	713,771	12,629,664	5.65%
State Program	117,361,348	221,352,771	53.02%	2,640,805	378,234,878	0.70%
Federal Program	987,353	6,740,588	14.65%	296,886	8,306,000	3.57%
<b>TOTAL REVENUE</b>	<b>\$121,391,387</b>	<b>\$410,253,248</b>	<b>29.59%</b>	<b>\$5,646,727</b>	<b>\$544,408,387</b>	<b>1.04%</b>
<b>EXPENDITURES FUNCTIONS</b>						
Instruction	\$69,688,639	\$335,978,566	20.74%	\$37,850,377	\$330,593,358	11.45%
Instructional Media	1,576,378	7,491,569	21.04%	1,029,434	7,770,055	13.25%
Curriculum & Personnel Development	1,124,966	6,630,032	16.97%	1,048,555	7,253,152	14.46%
Instructional Leadership	1,638,463	8,364,160	19.59%	1,324,737	9,199,872	14.40%
School Leadership	8,200,132	43,619,726	18.80%	5,457,472	44,589,155	12.24%
Guidance & Counseling	5,512,748	27,590,579	19.98%	3,726,526	28,221,449	13.20%
Social Work Services	39,748	204,711	19.42%	27,921	253,090	11.03%
Health Services	1,225,854	5,757,163	21.29%	677,487	6,299,340	10.75%
Pupil Transportation	3,567,097	21,281,708	16.76%	3,352,026	20,678,453	16.21%
Extracurricular Activities	1,286,748	8,124,745	15.84%	1,108,911	4,839,620	22.91%
General Administration	3,200,513	15,365,882	20.83%	2,665,114	15,109,115	17.64%
Plant Maintenance & Operations	7,693,887	67,976,710	11.32%	17,716,595	63,812,930	27.76%
Security & Monitoring Services	1,174,530	9,395,591	12.50%	1,027,415	8,017,329	12.81%
Data Processing Services	2,948,608	14,427,006	20.44%	2,740,219	13,255,798	20.67%
Community Service	37,238	206,083	18.07%	18,163	213,290	8.52%
Debt Service	0	3,320,439	0.00%	714,555	1,280,094	55.82%
Facilities Acq. & Construction	483,511	(\$424,062)	(114.02%)	102,698	2,026,064	5.07%
Payments to Fiscal Agent	0	1,670,860	0.00%	0	1,940,455	0.00%
Payments to JJAEP Programs	0	86,400	0.00%	0	100,000	0.00%
Other Intergovernmental Charges	453,283	1,726,486	26.25%	0	2,023,000	0.00%
<b>TOTAL EXPENDITURES</b>	<b>\$109,852,343</b>	<b>\$578,794,354</b>	<b>18.98%</b>	<b>\$80,588,205</b>	<b>\$567,475,619</b>	<b>14.20%</b>
<b>SURPLUS / (DEFICIT)</b>	<b>\$11,539,044</b>	<b>(\$168,541,106)</b>		<b>(\$74,941,478)</b>	<b>(\$23,067,232)</b>	
<b>NET CHANGE IN FUND BALANCE</b>	<b>\$11,539,151</b>	<b>(\$164,507,284)</b>		<b>(\$74,941,478)</b>	<b>(\$23,067,232)</b>	
<b>ENDING FUND BALANCE</b>	<b>\$170,838,448</b>	<b>\$81,272,640</b>		<b>\$6,331,163</b>	<b>\$97,112,182</b>	

Revenues by Source



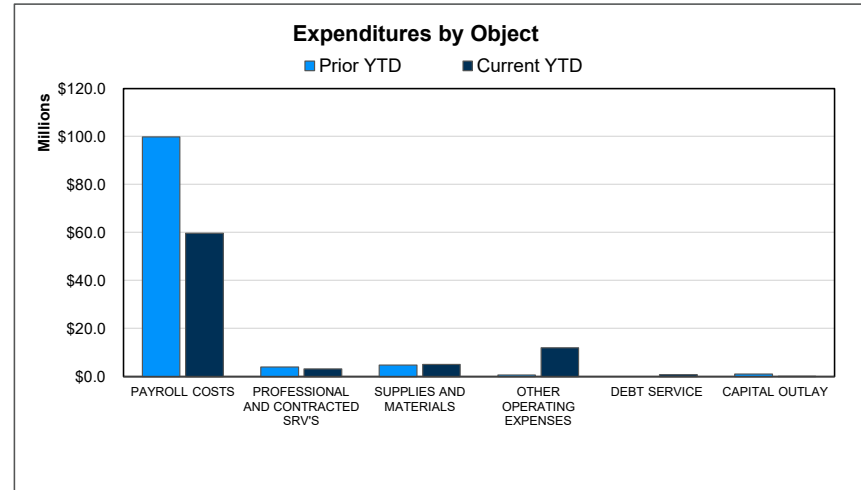
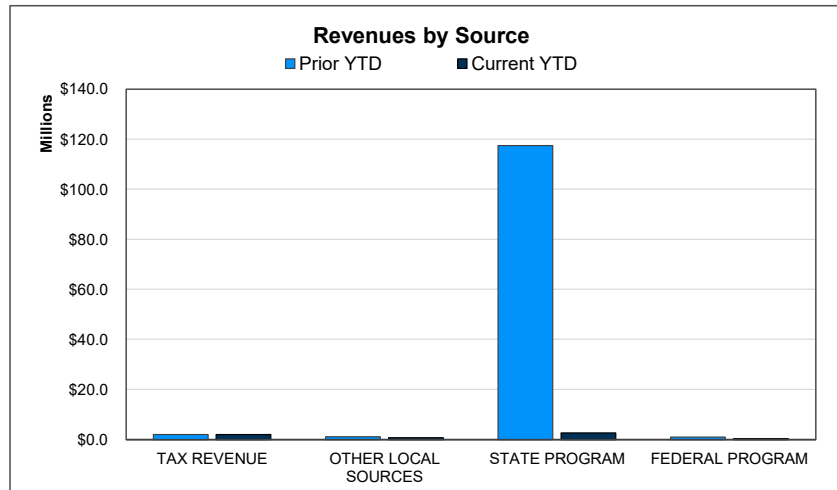
Expenditures by Function



# General Fund | Object Financial Summary

For the Period Ending August 31, 2025

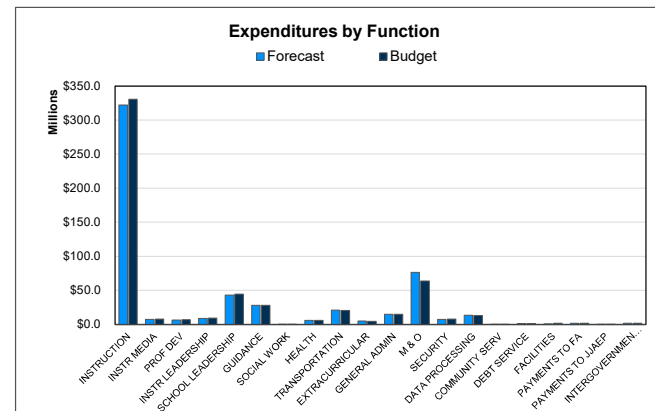
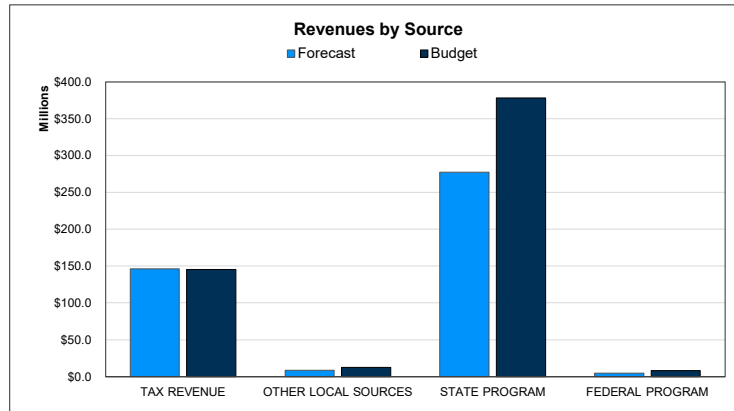
	Prior YTD	Prior Year Actual	YTD % of PY Actual	Current YTD	Annual Budget	YTD % of Budget
<b>REVENUES</b>						
Tax Revenue	\$1,998,756	\$170,988,918	1.17%	\$1,995,265	\$145,237,845	1.37%
Other Local Sources	1,043,930	11,170,971	9.35%	713,771	12,629,664	5.65%
State Program	117,361,348	221,352,771	53.02%	2,640,805	378,234,878	0.70%
Federal Program	987,353	6,740,588	14.65%	296,886	8,306,000	3.57%
<b>TOTAL REVENUE</b>	<b>\$121,391,387</b>	<b>\$410,253,248</b>	<b>29.59%</b>	<b>\$5,646,727</b>	<b>\$544,408,387</b>	<b>1.04%</b>
<b>EXPENDITURES OBJECTS</b>						
Payroll Costs	\$99,702,287	\$495,386,949	20.13%	\$59,658,322	\$492,824,725	12.11%
Professional and Contracted Services	3,853,022	27,285,404	14.12%	3,166,527	32,432,278	9.76%
Supplies and Materials	4,724,256	20,658,147	22.87%	5,023,835	20,238,163	24.82%
Other Operating Expenses	557,325	28,152,730	1.98%	11,957,050	18,612,958	64.24%
Debt Service	0	3,320,439	0.00%	714,555	1,280,094	55.82%
Capital Outlay	1,015,344	3,990,686	25.44%	67,916	2,087,401	3.25%
<b>TOTAL EXPENDITURES</b>	<b>\$109,852,234</b>	<b>\$578,794,355</b>	<b>18.98%</b>	<b>\$80,588,205</b>	<b>\$567,475,619</b>	<b>14.20%</b>
<b>SURPLUS / (DEFICIT)</b>	<b>\$11,539,153</b>	<b>(\$168,541,107)</b>		<b>(\$74,941,478)</b>	<b>(\$23,067,232)</b>	
<b>NET CHANGE IN FUND BALANCE</b>	<b>\$11,539,260</b>	<b>(\$164,507,285)</b>		<b>(\$74,941,478)</b>	<b>(\$23,067,232)</b>	
<b>ENDING FUND BALANCE</b>	<b>\$170,838,448</b>	<b>\$81,272,640</b>		<b>\$6,331,163</b>	<b>\$97,112,182</b>	



# General Fund | Function Financial Forecast

For the Period Ending August 31, 2025

	Prior YTD	Current YTD	Add: Projections	Annual Forecast	Annual Budget	Variance Fav / (Unfav)
<b>REVENUES</b>						
Tax Revenue	\$1,998,756	\$1,995,265	\$144,001,837	\$145,997,101	\$145,237,845	\$759,256
Other Local Sources	1,043,929	713,771	7,696,889	8,410,660	12,629,664	(4,219,004)
State Program	117,361,348	2,640,805	274,741,091	277,381,896	378,234,878	(100,852,982)
Federal Program	987,353	296,886	4,555,811	4,852,697	8,306,000	(3,453,303)
<b>TOTAL REVENUE</b>	<b>\$121,391,386</b>	<b>\$5,646,727</b>	<b>\$430,995,627</b>	<b>\$436,642,354</b>	<b>\$544,408,387</b>	<b>(\$107,766,033)</b>
<b>EXPENDITURES FUNCTIONS</b>						
Instruction	\$69,688,639	\$37,850,377	\$283,999,233	\$321,849,610	\$330,593,358	\$8,944,589
Instructional Media	1,576,378	1,029,434	6,603,786	7,633,220	7,770,055	136,835
Curriculum & Personnel Development	1,124,966	1,048,555	5,682,956	6,731,511	7,253,152	320,841
Instructional Leadership	1,638,463	1,324,737	7,437,971	8,762,708	9,199,872	437,614
School Leadership	8,200,132	5,457,472	37,607,493	43,064,965	44,589,155	1,524,330
Guidance & Counseling	5,512,748	3,726,526	24,275,648	28,002,174	28,221,449	219,275
Social Work Services	39,748	27,921	190,971	218,892	253,090	34,198
Health Services	1,225,854	677,487	5,335,383	6,012,870	6,299,340	286,470
Pupil Transportation	3,567,097	3,352,026	17,916,474	21,268,500	20,678,453	(590,047)
Extracurricular Activities	1,286,748	1,108,911	3,837,737	4,946,648	4,839,620	(108,188)
General Administration	3,200,513	2,665,114	12,486,442	15,151,556	15,109,115	(35,668)
Plant Maintenance & Operations	7,693,887	17,716,595	58,945,425	76,662,020	63,812,930	(12,844,590)
Security & Monitoring Services	1,174,530	1,027,415	6,559,081	7,586,496	8,017,329	422,299
Data Processing Services	2,948,608	2,740,219	11,090,703	13,830,922	13,255,798	(575,124)
Community Service	37,238	18,163	179,348	197,511	213,290	15,809
Debt Service	0	714,555	691,933	1,406,487	1,280,094	(126,393)
Facilities Acq. & Construction	483,511	102,698	1,033,653	1,136,350	2,026,064	887,475
Payments to Fiscal Agent	0	0	1,932,227	1,932,227	1,940,455	8,228
Payments to JJAEP Programs	0	0	71,561	71,561	100,000	28,439
Other Intergovernmental Charges	453,283	0	2,058,614	2,058,614	2,023,000	(35,614)
<b>TOTAL EXPENDITURES</b>	<b>\$109,852,341</b>	<b>\$80,588,204</b>	<b>\$487,936,638</b>	<b>\$568,524,842</b>	<b>\$567,475,619</b>	<b>(\$1,049,223)</b>
<b>SURPLUS / (DEFICIT)</b>	<b>\$11,539,045</b>	<b>(\$74,941,477)</b>	<b>(\$56,941,011)</b>	<b>(\$131,882,488)</b>	<b>(\$23,067,232)</b>	<b>(\$108,815,256)</b>
<b>NET CHANGE IN FUND BALANCE</b>	<b>\$11,539,152</b>	<b>(\$74,941,477)</b>	<b>(\$56,941,011)</b>	<b>(\$131,882,488)</b>	<b>(\$23,067,232)</b>	<b>(\$108,815,256)</b>
<b>ENDING FUND BALANCE</b>	<b>\$170,838,448</b>	<b>\$6,331,163</b>	<b>\$0</b>	<b>(\$50,609,849)</b>	<b>\$97,112,182</b>	<b>(\$108,815,256)</b>



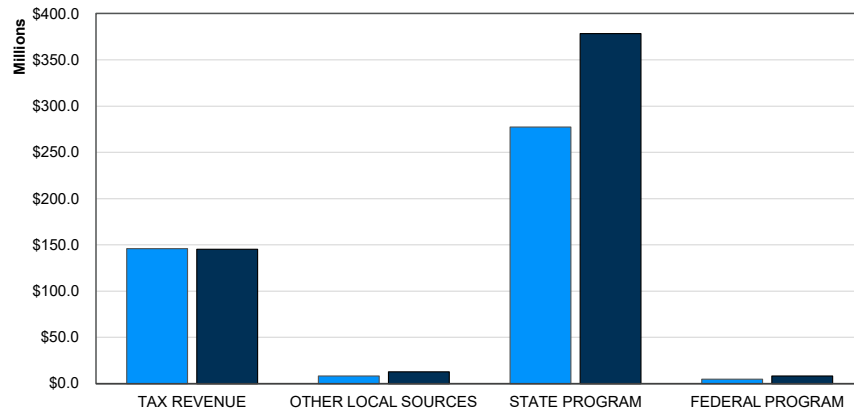
# General Fund | Object Financial Forecast

For the Period Ending August 31, 2025

	Prior YTD	Current YTD	Add: Projections	Annual Forecast	Annual Budget	Variance Fav / (Unfav)
<b>REVENUES</b>						
Tax Revenue	\$1,998,756	\$1,995,265	\$144,001,837	\$145,997,101	\$145,237,845	\$759,256
Other Local Sources	1,043,929	713,771	7,696,889	8,410,660	12,629,664	(4,219,004)
State Program	117,361,348	2,640,805	274,741,091	277,381,896	378,234,878	(100,852,982)
Federal Program	987,353	296,886	4,555,811	4,852,697	8,306,000	(3,453,303)
<b>TOTAL REVENUE</b>	<b>\$121,391,386</b>	<b>\$5,646,727</b>	<b>\$430,995,627</b>	<b>\$436,642,354</b>	<b>\$544,408,387</b>	<b>(\$107,766,033)</b>
<b>EXPENDITURES OBJECTS</b>						
Payroll Costs	\$99,702,287	\$59,658,322	\$420,428,148	\$480,086,470	\$492,824,725	\$12,746,079
Professional and Contracted Services	3,853,022	3,166,527	32,922,843	36,089,370	32,432,278	(3,649,319)
Supplies and Materials	4,724,256	5,023,835	16,415,013	21,438,847	20,238,163	(1,212,446)
Other Operating Expenses	557,325	11,957,050	16,448,465	28,405,516	18,612,958	(9,789,620)
Debt Service	0	714,555	691,933	1,406,487	1,280,094	(126,393)
Capital Outlay	1,015,344	67,916	1,030,236	1,098,152	2,087,401	982,476
<b>TOTAL EXPENDITURES</b>	<b>\$109,852,234</b>	<b>\$80,588,204</b>	<b>\$487,936,638</b>	<b>\$568,524,842</b>	<b>\$567,475,619</b>	<b>(\$1,049,223)</b>
<b>SURPLUS / (DEFICIT)</b>	<b>\$11,539,152</b>	<b>(\$74,941,477)</b>	<b>(\$56,941,011)</b>	<b>(\$131,882,488)</b>	<b>(\$23,067,232)</b>	<b>(\$108,815,256)</b>
<b>NET CHANGE IN FUND BALANCE</b>	<b>\$11,539,259</b>	<b>(\$74,941,477)</b>	<b>(\$56,941,011)</b>	<b>(\$131,882,488)</b>	<b>(\$23,067,232)</b>	<b>(\$108,815,256)</b>
<b>ENDING FUND BALANCE</b>	<b>\$170,838,448</b>	<b>\$6,331,163</b>	<b>\$0</b>	<b>(\$50,609,849)</b>	<b>\$97,112,182</b>	<b>(\$108,815,256)</b>

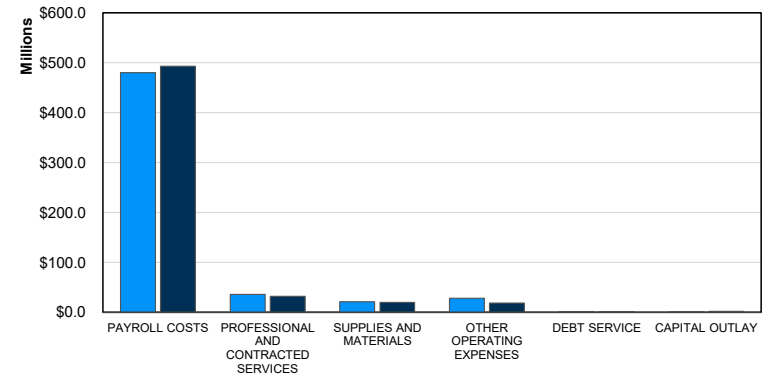
Revenues by Source

■ Forecast ■ Budget



Expenditures by Object

■ Forecast ■ Budget



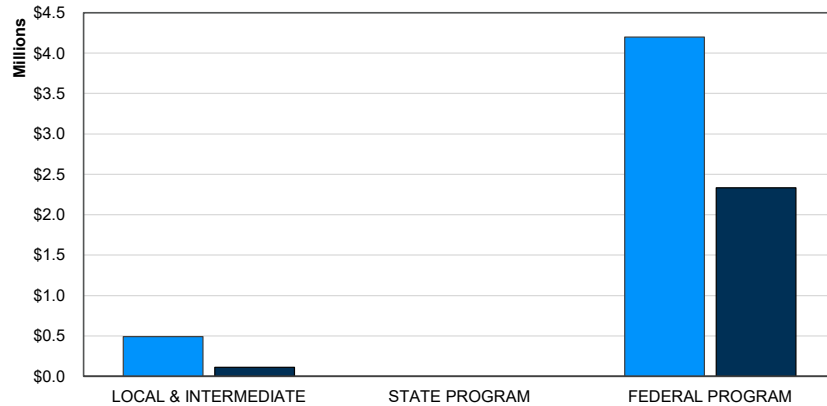
# Food Service Fund | Financial Summary

For the Period Ending August 31, 2025

	Prior YTD	Prior Year Actual	YTD % of PY Actual	Current YTD	Annual Budget	YTD % of Budget
<b>REVENUES</b>						
Local & Intermediate	\$490,172	\$2,122,990	23.09%	\$110,331	\$3,005,000	3.67%
State Program	0	155,689	0.00%	0	200,000	0.00%
Federal Program	4,199,681	35,004,361	12.00%	2,332,759	42,075,000	5.54%
<b>TOTAL REVENUE</b>	<b>\$4,689,853</b>	<b>\$37,283,040</b>	<b>12.58%</b>	<b>\$2,443,090</b>	<b>\$45,280,000</b>	<b>5.40%</b>
<b>EXPENDITURES</b>						
Food Services	\$6,569,757	\$33,948,886	19.35%	\$3,024,233	\$45,270,000	6.68%
Plant Maintenance & Operations	684	8,209	8.33%	1,368	10,000	13.68%
<b>TOTAL EXPENDITURES</b>	<b>\$6,570,441</b>	<b>\$33,957,095</b>	<b>19.35%</b>	<b>\$3,025,601</b>	<b>\$45,280,000</b>	<b>6.68%</b>
<b>SURPLUS / (DEFICIT)</b>	<b>(\$1,880,588)</b>	<b>\$3,325,945</b>		<b>(\$582,511)</b>	<b>\$0</b>	
<b>NET CHANGE IN FUND BALANCE</b>	<b>(\$1,880,588)</b>	<b>\$3,325,945</b>		<b>(\$582,511)</b>	<b>\$0</b>	
<b>ENDING FUND BALANCE</b>	<b>\$12,502,340</b>	<b>\$16,410,797</b>		<b>\$15,828,285</b>	<b>\$16,410,797</b>	

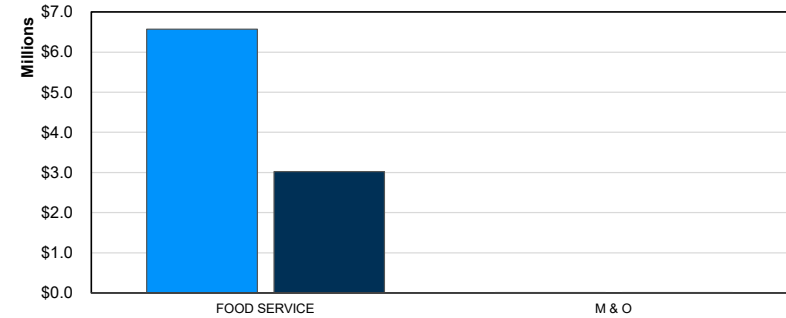
Revenues by Source

■ Prior YTD ■ Current YTD



Expenditures by Function

■ Prior YTD ■ Current YTD



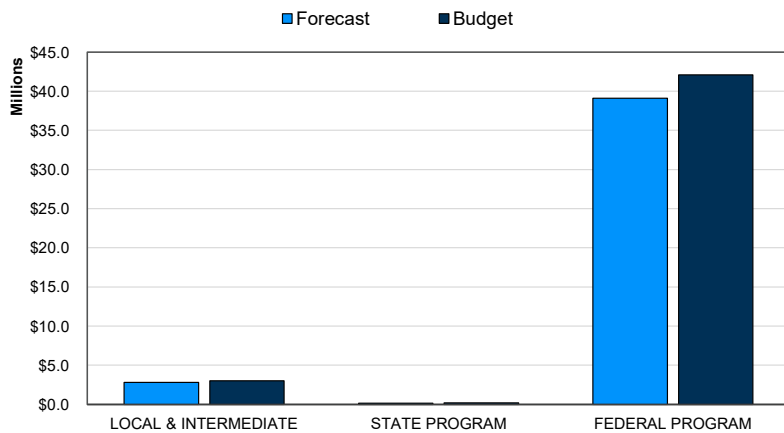


## Food Service Fund | Financial Forecast

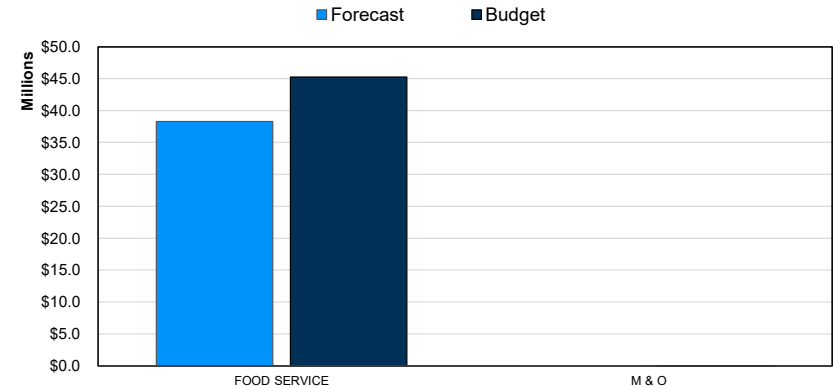
For the Period Ending August 31, 2025

	Prior YTD	Current YTD	Add: Projections	Annual Forecast	Annual Budget	Variance Fav / (Unfav)
<b>REVENUES</b>						
Local & Intermediate	\$490,172	\$110,331	\$2,704,416	\$2,814,747	\$3,005,000	(\$190,253)
State Program	0	0	156,504	156,504	200,000	(43,496)
Federal Program	4,199,681	2,332,759	36,753,925	39,086,684	42,075,000	(2,988,316)
<b>TOTAL REVENUE</b>	<b>\$4,689,854</b>	<b>\$2,443,090</b>	<b>\$39,614,845</b>	<b>\$42,057,935</b>	<b>\$45,280,000</b>	<b>(\$3,222,065)</b>
<b>EXPENDITURES</b>						
Food Services	\$6,569,757	\$3,024,233	\$35,274,497	\$38,298,731	\$45,270,000	\$6,971,269
Plant Maintenance & Operations	684	1,368	8,019	9,387	10,000	613
<b>TOTAL EXPENDITURES</b>	<b>\$6,570,441</b>	<b>\$3,025,601</b>	<b>\$35,282,516</b>	<b>\$38,308,118</b>	<b>\$45,280,000</b>	<b>\$6,971,882</b>
<b>SURPLUS / (DEFICIT)</b>	<b>(\$1,880,587)</b>	<b>(\$582,511)</b>	<b>\$4,332,329</b>	<b>\$3,749,817</b>	<b>\$0</b>	<b>\$3,749,817</b>
<b>NET CHANGE IN FUND BALANCE</b>	<b>(\$1,880,587)</b>	<b>(\$582,511)</b>	<b>\$4,332,329</b>	<b>\$3,749,817</b>	<b>\$0</b>	<b>\$3,749,817</b>
<b>ENDING FUND BALANCE</b>	<b>\$12,502,340</b>	<b>\$15,828,285</b>		<b>\$20,160,614</b>	<b>\$16,410,797</b>	<b>\$3,749,817</b>

Revenues by Source



Expenditures by Function



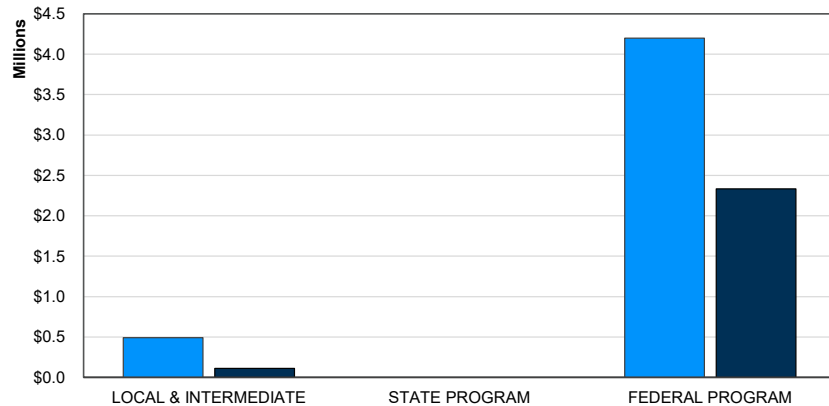
# Food Service Fund | Financial Summary

For the Period Ending August 31, 2025

	Prior YTD	Prior Year Actual	YTD % of PY Actual	Current YTD	Annual Budget	YTD % of Budget
<b>REVENUES</b>						
Local & Intermediate	\$490,172	\$2,122,990	23.09%	\$110,331	\$3,005,000	3.67%
State Program	0	155,689	0.00%	0	200,000	0.00%
Federal Program	4,199,681	35,004,361	12.00%	2,332,759	42,075,000	5.54%
<b>TOTAL REVENUE</b>	<b>\$4,689,853</b>	<b>\$37,283,040</b>	<b>12.58%</b>	<b>\$2,443,090</b>	<b>\$45,280,000</b>	<b>5.40%</b>
<b>EXPENDITURES</b>						
Payroll Costs	\$3,012,514	\$15,657,244	19.24%	\$1,631,726	\$16,931,242	9.64%
Professional and Contracted Services	16,283	688,022	2.37%	211,894	1,121,758	18.89%
Supplies and Materials	3,401,725	16,596,600	20.50%	1,170,876	23,651,000	4.95%
Other Operating Expenses	1,025	47,034	2.18%	11,105	76,000	14.61%
Capital Outlay	138,893	968,194	14.35%	0	3,500,000	0.00%
<b>TOTAL EXPENDITURES</b>	<b>\$6,570,440</b>	<b>\$33,957,094</b>	<b>19.35%</b>	<b>\$3,025,601</b>	<b>\$45,280,000</b>	<b>6.68%</b>
<b>SURPLUS / (DEFICIT)</b>	<b>(\$1,880,587)</b>	<b>\$3,325,946</b>		<b>(\$582,511)</b>	<b>\$0</b>	
<b>NET CHANGE IN FUND BALANCE</b>	<b>(\$1,880,587)</b>	<b>\$3,325,946</b>		<b>(\$582,511)</b>	<b>\$0</b>	
<b>ENDING FUND BALANCE</b>	<b>\$12,502,340</b>	<b>\$16,410,797</b>		<b>\$15,828,285</b>	<b>\$16,410,797</b>	

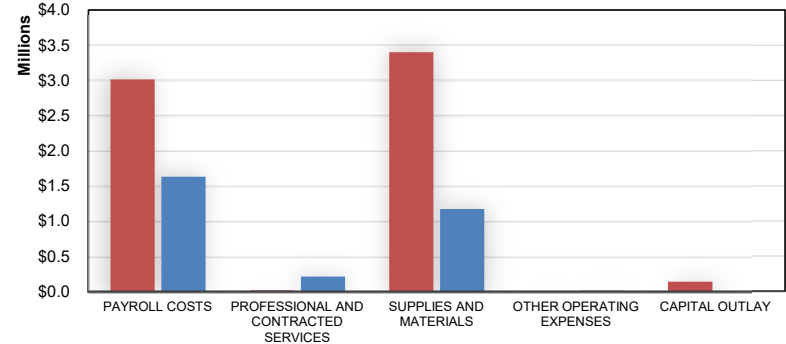
Revenues by Source

■ Prior YTD ■ Current YTD



Expenditures by Object

■ Prior YTD ■ Current YTD

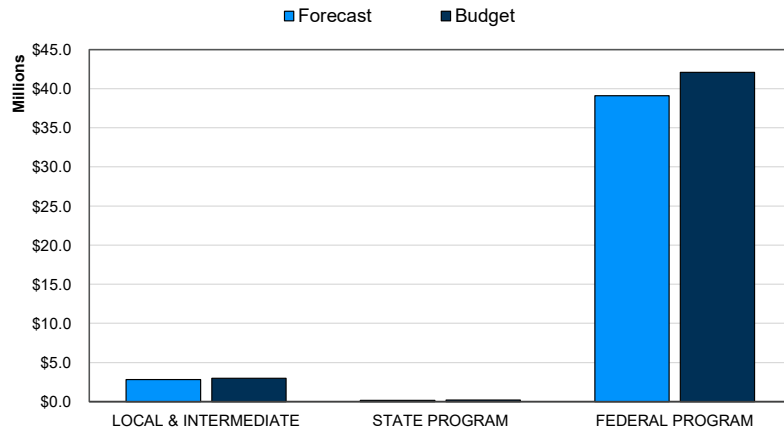


# Food Service Fund | Financial Forecast

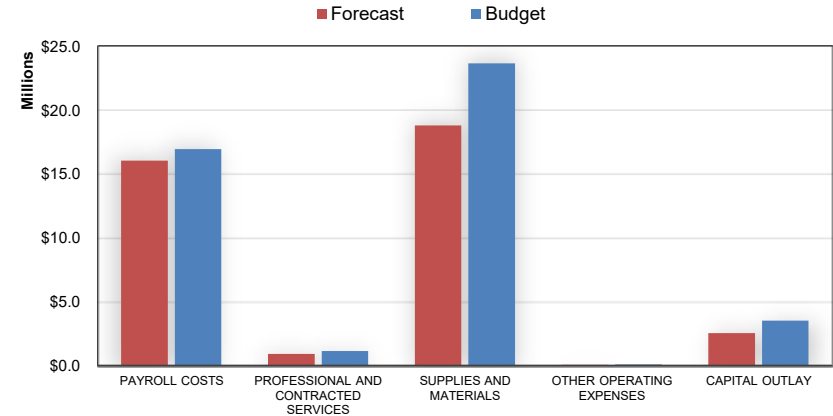
For the Period Ending August 31, 2025

	Prior YTD	Current YTD	Add: Projections	Annual Forecast	Annual Budget	Variance Fav / (Unfav)
<b>REVENUES</b>						
Local & Intermediate	\$490,172	\$110,331	\$2,704,416	\$2,814,747	\$3,005,000	(\$190,253)
State Program	0	0	156,504	156,504	200,000	(43,496)
Federal Program	4,199,681	2,332,759	36,753,925	39,086,684	42,075,000	(2,988,316)
<b>TOTAL REVENUE</b>	<b>\$4,689,854</b>	<b>\$2,443,090</b>	<b>\$39,614,845</b>	<b>\$42,057,935</b>	<b>\$45,280,000</b>	<b>(\$3,222,065)</b>
<b>EXPENDITURES</b>						
Payroll Costs	\$3,012,514	\$1,631,726	\$14,407,440	\$16,039,166	\$16,931,242	\$892,076
Professional and Contracted Services	16,283	211,894	693,900	905,794	1,121,758	215,964
Supplies and Materials	3,401,725	1,170,876	17,616,485	18,787,361	23,651,000	4,863,639
Other Operating Expenses	1,025	11,105	37,529	48,634	76,000	27,366
Capital Outlay	138,893	0	2,527,162	2,527,162	3,500,000	972,838
<b>TOTAL EXPENDITURES</b>	<b>\$6,570,441</b>	<b>\$3,025,601</b>	<b>\$35,282,516</b>	<b>\$38,308,118</b>	<b>\$45,280,000</b>	<b>\$6,971,882</b>
<b>SURPLUS / (DEFICIT)</b>	<b>(\$1,880,587)</b>	<b>(\$582,511)</b>	<b>\$4,332,329</b>	<b>\$3,749,817</b>	<b>\$0</b>	<b>\$3,749,817</b>
<b>NET CHANGE IN FUND BALANCE</b>	<b>(\$1,880,587)</b>	<b>(\$582,511)</b>	<b>\$4,332,329</b>	<b>\$3,749,817</b>	<b>\$0</b>	<b>\$3,749,817</b>
<b>ENDING FUND BALANCE</b>	<b>\$12,502,340</b>	<b>\$15,828,285</b>		<b>\$20,160,614</b>	<b>\$16,410,797</b>	<b>\$3,749,817</b>

Revenues by Source



Expenditures by Object

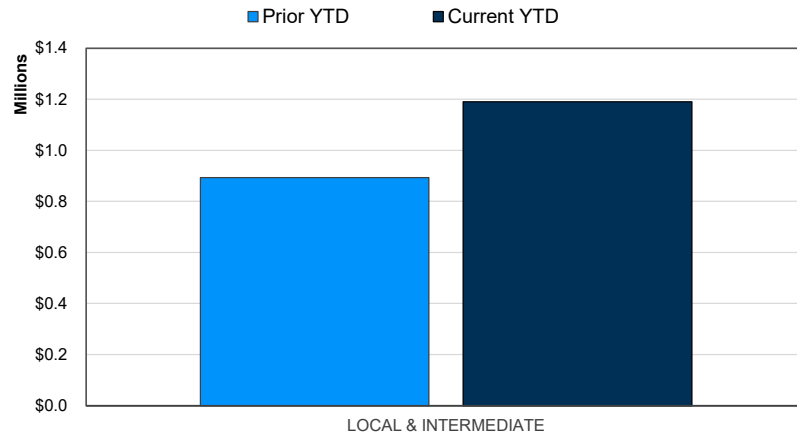


## Debt Service Fund | Financial Summary

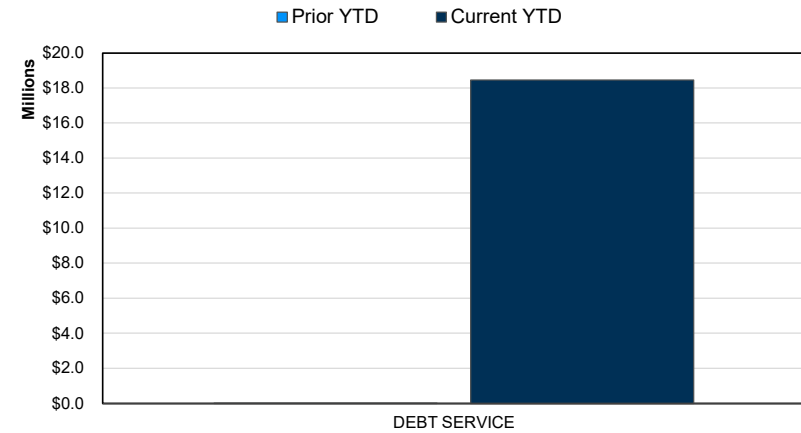
For the Period Ending August 31, 2025

	Prior YTD	Prior Year Actual	YTD % of PY Actual	Current YTD	Annual Budget	YTD % of Budget
<b>REVENUES</b>						
Local & Intermediate	\$892,496	\$66,961,674	1.33%	\$1,190,171	\$66,100,000	1.80%
<b>TOTAL REVENUE</b>	<b>\$892,496</b>	<b>\$77,542,243</b>	<b>1.15%</b>	<b>\$1,190,171</b>	<b>\$66,100,000</b>	<b>1.80%</b>
<b>EXPENDITURES</b>						
Debt Service	\$10,000	\$68,974,680	0.01%	\$18,449,678	\$66,100,000	27.91%
<b>TOTAL EXPENDITURES</b>	<b>\$10,000</b>	<b>\$68,974,680</b>	<b>0.01%</b>	<b>\$18,449,678</b>	<b>\$66,100,000</b>	<b>27.91%</b>
<b>SURPLUS / (DEFICIT)</b>	<b>\$882,496</b>	<b>\$8,567,563</b>		<b>(\$17,259,507)</b>	<b>\$0</b>	
<b>NET CHANGE IN FUND BALANCE</b>	<b>\$882,496</b>	<b>\$8,567,563</b>		<b>(\$17,259,507)</b>	<b>\$0</b>	
<b>ENDING FUND BALANCE</b>	<b>\$38,727,589</b>	<b>\$64,554,659</b>		<b>\$47,295,152</b>	<b>\$64,554,659</b>	

Revenues by Source



Expenditures by Function



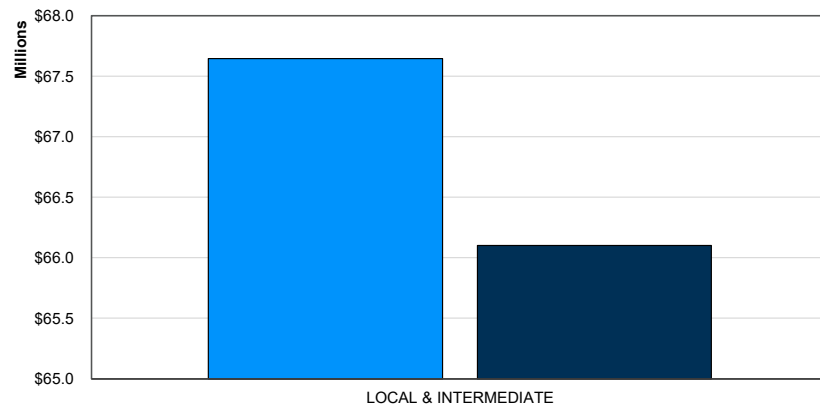
## Debt Service Fund | Financial Forecast

For the Period Ending August 31, 2025

	Prior YTD	Current YTD	Add: Projections	Annual Forecast	Annual Budget	Variance Fav / (Unfav)
<b>REVENUES</b>						
Local & Intermediate	\$892,496	\$1,190,171	\$66,453,484	\$67,643,655	\$66,100,000	\$1,543,655
<b>TOTAL REVENUE</b>	<b>\$892,496</b>	<b>\$1,190,171</b>	<b>\$66,453,484</b>	<b>\$67,643,655</b>	<b>\$66,100,000</b>	<b>\$1,543,655</b>
<b>EXPENDITURES</b>						
Debt Service	\$10,000	\$18,449,678	\$51,130,717	\$69,580,395	\$66,100,000	(\$3,480,395)
<b>TOTAL EXPENDITURES</b>	<b>\$10,000</b>	<b>\$18,449,678</b>	<b>\$51,130,717</b>	<b>\$69,580,395</b>	<b>\$66,100,000</b>	<b>(\$3,480,395)</b>
<b>SURPLUS / (DEFICIT)</b>	<b>\$882,496</b>	<b>(\$17,259,506)</b>	<b>\$15,322,767</b>	<b>(\$1,936,739)</b>	<b>\$0</b>	<b>(\$1,936,740)</b>
<b>NET CHANGE IN FUND BALANCE</b>	<b>\$882,496</b>	<b>(\$17,259,506)</b>	<b>\$15,322,767</b>	<b>(\$1,936,739)</b>	<b>\$0</b>	<b>(\$1,936,740)</b>
<b>ENDING FUND BALANCE</b>	<b>\$38,727,589</b>	<b>\$47,295,152</b>		<b>\$62,617,919</b>	<b>\$64,554,659</b>	<b>(\$1,936,739)</b>

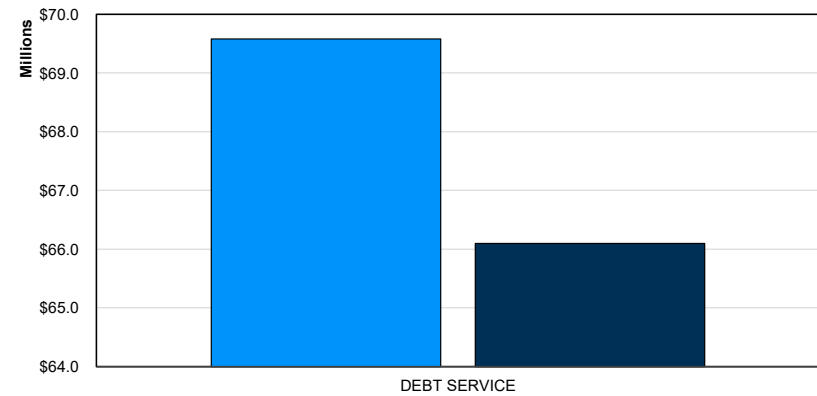
Revenues by Source

■ Forecast ■ Budget



Expenditures by Funtion

■ Forecast ■ Budget



## Federal Funds | Financial Summary

For the Period Ending August 31, 2025

	Prior YTD	Prior Year Actual	YTD % of PY Actual	Current YTD	Annual Budget	YTD % of Budget
<b>EXPENDITURES</b>						
206 ESEA, Title X, Part C	\$7,861	\$56,730	13.86%	\$6,892	\$153,514	4.49%
211 ESEA, Title I, Part A	\$4,603,364	\$22,734,741	20.25%	\$2,215,705	\$49,863,839	4.44%
224 IDEA - Part B, Formula	\$1,926,079	\$8,500,761	22.66%	\$954,245	\$8,704,555	10.96%
225 IDEA - Part B, Preschool	\$19,509	\$114,019	17.11%	\$12,977	\$279,405	4.64%
244 CTE	\$130,491	\$896,083	14.56%	\$53,173	\$1,615,965	3.29%
255 ESEA, Title II, Part A	\$359,272	\$2,722,049	13.20%	\$346,914	\$5,552,788	6.25%
263 Title III, Part A	\$282,583	\$1,762,341	16.03%	\$203,376	\$3,857,745	5.27%
265 Title IV, Part B	\$226,070	\$1,817,220	12.44%	\$147,038	\$338,873	43.39%
278 ESSER - Homeless Children and Youth	\$0	\$0		\$0	\$1,350	0.00%
284 IDEA-B Formula-ARP	\$0	(\$249)	0.00%	\$0	\$1,555,918	0.00%
288 Department of Justice COPS/STOP	\$450,063	\$1,522,507	29.56%	\$169,302	\$2,309,154	7.33%
289 Federally Funded Special Revenue Funds	\$442,586	\$2,741,733	16.14%	\$196,454	\$6,637,799	2.96%
<b>TOTAL EXPENDITURES</b>	<b>\$8,471,172</b>	<b>\$42,891,229</b>	<b>19.75%</b>	<b>\$4,306,076</b>	<b>\$80,870,905</b>	<b>5.32%</b>

## State Funds | Financial Summary

For the Period Ending August 31, 2025

	Prior YTD	Prior Year Actual	YTD % of PY Actual	Current YTD	Annual Budget	YTD % of Budget
<b>EXPENDITURES</b>						
410 State Instructional Materials	\$1,549,097	\$8,964,830	17.28%	\$1,074,573	\$2,553,540	42.08%
427 Truancy Intervention	\$207	\$388,706	0.05%	\$295,997	\$473,481	62.52%
429 State-Funded Special Revenues Funds	\$311,550	\$1,987,476	15.68%	\$0	\$2,313,430	0.00%
<b>TOTAL EXPENDITURES</b>	<b>\$1,869,583</b>	<b>\$11,347,849</b>	<b>16.48%</b>	<b>\$1,370,570</b>	<b>\$5,340,451</b>	<b>25.66%</b>

## Capital Projects | Financial Summary

For the Period Ending August 31, 2025

	Prior YTD	Prior Year Actual	YTD % of PY Actual	Current YTD	Annual Budget	YTD % of Budget
<b>EXPENDITURES</b>						
637 2011 Bond	\$0	\$185,421	0.00%	\$0	\$174,652	0.00%
639 2014 Bond	\$0	\$11	0.00%	\$0	\$173,024	0.00%
640 2014 Bond	\$232,115	\$232,115	100.00%	\$0	\$2,211,146	0.00%
641 2017 Bond	\$214,929	\$10,661,677	2.02%	\$349,189	\$73,937,831	0.47%
642 2022 Bond	\$6,004,424	\$76,500,203	7.85%	\$4,340,385	\$317,284,416	1.37%
690 Bond Year End Entries	\$0	(\$8,379,754)	0.00%	(\$5,426,903)	\$0	
693 Pay As You Go Bond	\$0	\$0		\$0	\$28,482	0.00%
695 Adm Building 2020	\$16,493	\$319,684	5.16%	\$78,971	\$36,485,899	0.22%
696 Softball Complex Replacement	\$54,285	\$1,408,020	3.86%	\$2,675	\$19,000,000	0.01%
<b>TOTAL EXPENDITURES</b>	<b>\$6,522,246</b>	<b>\$80,927,376</b>	<b>8.06%</b>	<b>(\$655,683)</b>	<b>\$449,295,450</b>	<b>(0.15%)</b>

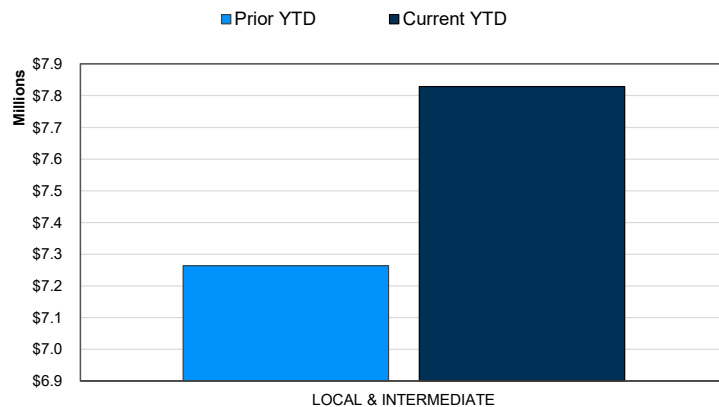


# Proprietary Fund | Financial Summary

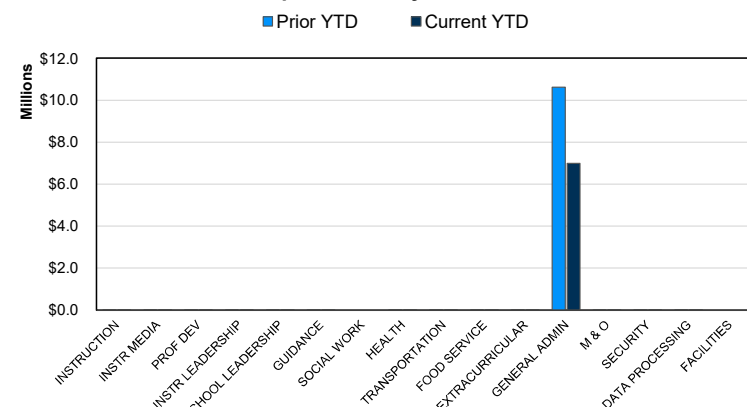
For the Period Ending August 31, 2025

	Prior YTD	Prior Year Actual	YTD % of PY Actual	Current YTD	Annual Budget	YTD % of Budget
<b>REVENUES</b>						
Local & Intermediate	\$7,262,753	\$45,910,749	15.82%	\$7,829,169	\$0	
<b>TOTAL REVENUE</b>	<b>\$7,262,753</b>	<b>\$45,910,749</b>	<b>15.82%</b>	<b>\$7,829,169</b>	<b>\$0</b>	
<b>EXPENDITURES</b>						
Instruction	\$9,203	\$1,721	534.75%	\$879	\$0	
Instructional Media	15	30	50.00%	15	0	
Curriculum & Personnel Development	14	32	43.75%	14	0	
Instructional Leadership	16	31	51.61%	15	0	
School Leadership	83	166	50.00%	84	0	
Guidance & Counseling	74	150	49.33%	75	0	
Social Work Services	1	3	33.33%	1	0	
Health Services	14	28	50.00%	14	0	
Pupil Transportation	171	348	49.14%	171	0	
Food Services	221	460	48.04%	233	0	
Extracurricular Activities	15	14	107.14%	6	0	
General Administration	10,618,065	54,121,897	19.62%	6,985,593	0	
Plant Maintenance & Operations	435	864	50.35%	434	0	
Security & Monitoring Services	83	153	54.25%	73	0	
Data Processing Services	7	41,765	0.02%	7	0	
Facilities Acq. & Construction	1	628	0.16%	2	0	
<b>TOTAL EXPENDITURES</b>	<b>\$10,628,418</b>	<b>\$54,168,369</b>	<b>19.62%</b>	<b>\$6,987,616</b>	<b>\$0</b>	
<b>SURPLUS / (DEFICIT)</b>	<b>(\$3,365,665)</b>	<b>(\$8,257,620)</b>		<b>\$841,553</b>	<b>\$0</b>	
<b>NET CHANGE IN FUND BALANCE</b>	<b>(\$3,365,665)</b>	<b>(\$8,257,620)</b>		<b>\$841,553</b>	<b>\$0</b>	
<b>ENDING FUND BALANCE</b>	<b>(\$3,163,036)</b>	<b>(\$12,219,752)</b>		<b>(\$11,378,201)</b>	<b>(\$12,219,752)</b>	

Revenues by Source



Expenditures by Function

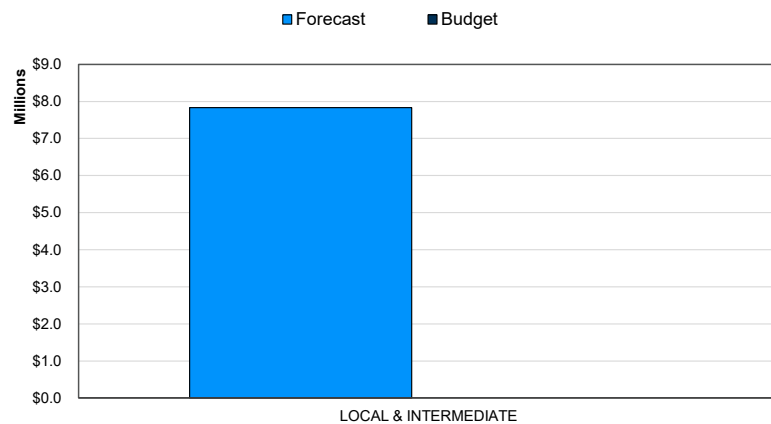


# Proprietary Fund | Financial Forecast

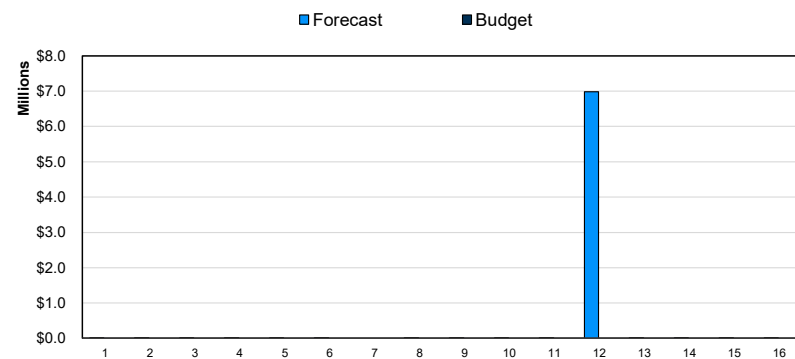
For the Period Ending August 31, 2025

	Prior YTD	Current YTD	Add: Projections	Annual Forecast	Annual Budget	Variance Fav / (Unfav)
<b>REVENUES</b>						
Local & Intermediate	\$7,262,753	\$7,829,169	\$0	\$7,829,169	\$0	\$7,829,169
<b>TOTAL REVENUE</b>	<b>\$7,262,753</b>	<b>\$7,829,169</b>	<b>\$0</b>	<b>\$7,829,169</b>	<b>\$0</b>	<b>\$7,829,169</b>
<b>EXPENDITURES</b>						
Instruction	\$9,203	\$879	\$0	\$879	\$0	(\$879)
Instructional Media	15	15	0	15	0	(15)
Curriculum & Personnel Development	14	14	0	14	0	(14)
Instructional Leadership	16	15	0	15	0	(15)
School Leadership	83	84	0	84	0	(84)
Guidance & Counseling	74	75	0	75	0	(75)
Social Work Services	1	1	0	1	0	(1)
Health Services	14	14	0	14	0	(14)
Pupil Transportation	171	171	0	171	0	(171)
Food Services	221	233	0	233	0	(233)
Extracurricular Activities	15	6	0	6	0	(6)
General Administration	10,618,065	6,985,593	0	6,985,593	0	(6,985,593)
Plant Maintenance & Operations	435	434	0	434	0	(434)
Security & Monitoring Services	83	73	0	73	0	(73)
Data Processing Services	7	7	0	7	0	(7)
Facilities Acq. & Construction	1	2	0	2	0	(2)
<b>TOTAL EXPENDITURES</b>	<b>\$10,628,420</b>	<b>\$6,987,618</b>	<b>\$0</b>	<b>\$6,987,618</b>	<b>\$0</b>	<b>(\$6,987,618)</b>
<b>SURPLUS / (DEFICIT)</b>	<b>(\$3,365,668)</b>	<b>\$841,550</b>	<b>\$0</b>	<b>\$841,550</b>	<b>\$0</b>	<b>\$841,551</b>
<b>NET CHANGE IN FUND BALANCE</b>	<b>(\$3,365,668)</b>	<b>\$841,550</b>	<b>\$0</b>	<b>\$841,550</b>	<b>\$0</b>	<b>\$841,551</b>
<b>ENDING FUND BALANCE</b>	<b>(\$3,163,036)</b>	<b>(\$11,378,201)</b>		<b>(\$11,378,201)</b>	<b>(\$12,219,752)</b>	<b>\$841,550</b>

Revenues by Source



Expenditures by Function



# Group Benefit Plan

## 2026 Health Insurance Fund

	July	Actual	August	Actual	Year to Date Actual
<b>Revenue</b>					
Transfer In					
Investment Income		3,887.20		3,226.98	\$7,114.18
Premiums / Contributions		3,929,358.00		3,892,668.00	\$7,822,026.00
Stop Loss Recoveries/Other		0.00		0.00	\$0.00
<b>Total Revenue</b>		<b>\$3,933,245</b>		<b>\$3,895,895</b>	<b>\$7,829,140.18</b>
<b>Expenditures</b>					
Administration Fees		168,604.62		166,375.04	\$334,979.66
PR/Consult./Audit/Supplies		0.00		0.00	\$0.00
Wellness Clinic/Misc.		(16,667.00)		79,081.34	\$62,414.34
Health Claims Expenditures		0.00		0.00	\$0.00
United Health Care		0.00		0.00	\$0.00
Aetna		3,932,414.89		3,688,831.61	\$7,621,246.50
CVS		2,170,156.67		1,953,501.93	\$4,123,658.60
Pharmacy Rebates		0.00		0.00	\$0.00
Optional Plan 3		0.00		0.00	\$0.00
Stop Loss Ins. Premiums		243,864.50		240,629.07	\$484,493.57
<b>Total Expenditures</b>		<b>\$6,498,374</b>		<b>\$6,128,419</b>	<b>\$12,626,792.67</b>
<b>Cash Flow Summary</b>					
Revenues (Cash In)		3,933,245.20		3,895,894.98	\$7,829,140.18
Expenditures (Cash Out)		6,498,373.68		6,128,418.99	\$12,626,792.67
Adjustments					
<b>Excess (Deficiency)</b>		<b>(2,565,128.48)</b>		<b>(2,232,524.01)</b>	<b>(\$4,797,652.49)</b>
<b>Beginning Fund Equity</b>		<b>0.00</b>		<b>0.00</b>	
<b>Ending Fund Equity</b>		<b>(2,565,128.48)</b>		<b>(4,797,652.49)</b>	

**PISD Medical Plan Contributions and Employee Participation**  
**August 2025**

		Employee Contribution		District Contribution		Combined Contributions
	# of Participants	Current Per Unit	Employee Total	Per Unit	District Total	
<b>Waive Coverage</b>						
Employee	3,225		\$0	\$322	\$1,038,450	\$1,038,450
+ Spouse			\$0		\$0	\$0
+ Child(ren)			\$0		\$0	\$0
+ Family			\$0		\$0	\$0
Sub-Total	3,225		\$0		\$1,038,450	\$1,038,450
<b>Medical-Plan II</b>						
Employee	114	\$426	\$48,564	\$322	\$36,708	\$85,272
+ Spouse	5	\$965	\$4,825	\$322	\$1,610	\$6,435
+ Child(ren)	42	\$772	\$32,424	\$322	\$13,524	\$45,948
+ Family	13	\$1,402	\$18,226	\$322	\$4,186	\$22,412
Sub-Total	174		\$104,039		\$56,028	\$160,067
<b>Medical-Plan IV</b>						
Employee	836	\$194	\$162,184	\$322	\$269,192	\$431,376
+ Spouse	126	\$440	\$55,440	\$322	\$40,572	\$96,012
+ Child(ren)	391	\$377	\$147,407	\$322	\$125,902	\$273,309
+ Family	212	\$677	\$143,524	\$322	\$68,264	\$211,788
Sub-Total	1,565		\$508,555		\$503,930	\$1,012,485
<b>Medical-Plan V</b>						
Employee	396	\$140	\$55,440	\$322	\$127,512	\$182,952
+ Spouse	35	\$351	\$12,285	\$322	\$11,270	\$23,555
+ Child(ren)	126	\$294	\$37,044	\$322	\$40,572	\$77,616
+ Family	67	\$553	\$37,051	\$322	\$21,574	\$58,625
Sub-Total	624		\$141,820		\$200,928	\$342,748
<b>Medical-Kelsey Plan 3</b>						
Employee	1,666	\$100	\$166,600	\$322	\$536,452	\$703,052
+ Spouse	151	\$330	\$49,830	\$322	\$48,622	\$98,452
+ Child(ren)	562	\$275	\$154,550	\$322	\$180,964	\$335,514
+ Family	232	\$523	\$121,336	\$322	\$74,704	\$196,040
Sub-Total	2,611		\$492,316		\$840,742	\$1,333,058
<b>Monthly Total</b>		<b>8,199</b>	<b>\$1,246,730</b>		<b>\$2,640,078</b>	<b>\$3,886,808</b>
Sep-24	8,205		\$1,205,947		\$2,420,475	\$3,626,422
Oct-24	8,181		\$1,204,243		\$2,413,395	\$3,617,638
Nov-24	8,276		\$1,197,996		\$2,441,420	\$3,639,416
Dec-24	8,294		\$1,200,507		\$2,446,730	\$3,647,237
Jan-25	8,181		\$1,251,571		\$2,634,282	\$3,885,853
Feb-25	8,207		\$1,255,162		\$2,642,654	\$3,897,816
Mar-25	8,235		\$1,256,408		\$2,651,670	\$3,908,078
Apr-25	8,304		\$1,257,595		\$2,673,888	\$3,931,483
May-25	8,231		\$1,246,880		\$2,650,382	\$3,897,262
Jun-25	8,209		\$1,250,647		\$2,643,298	\$3,893,945
Jul-25	8,255		\$1,264,543		\$2,658,110	\$3,922,653
Aug-25	8,199		\$1,246,730		\$2,640,078	\$3,886,808
<b>FY Running Total</b>			<b>\$14,838,229</b>		<b>\$30,916,382</b>	<b>\$45,754,611</b>
<b>Percentages</b>			<b>32.43%</b>		<b>67.57%</b>	

2025-2025 SCHOOL YEAR TAX COLLECTIONS  
FOR THE MONTH OF AUGUST 2025

	Thru Prior Month	This Month	Year -To-Date
Original Current Roll (07-01-2025)			0.00
Roll Adjustments			0.00
<b>Total Adjusted Current Roll</b>			<b>0.00</b>
Current Taxes Collected	0.00	0.00	0.00
<b>Uncollected Balance - Current</b>			<b>0.00</b>
Original Delinquent Roll (07-01-2025)			18,141,128.86
Roll Adjustments	-46,173.38	-339,182.00	-385,355.38
<b>Total Adjusted Delinquent Roll</b>			<b>17,755,773.48</b>
Delinquent Taxes Collected	1,828,506.72	286,430.62	2,114,937.34
<b>Uncollected Balance - Delinquent</b>			<b>15,640,836.14</b>
Penalty & Interest Collected	378,586.70	230,104.87	608,691.57
Miscellaneous Income	4,668.46	216,468.00	221,136.46
Tax Certificates	90.00	90.00	180.00
Court Costs	155.00	50.00	205.00
<b>Total Amount Collected - Fees</b>			<b>830,213.03</b>
<b>Attorney Fees Collected</b>	<b>371,036.48</b>	<b>203,289.51</b>	<b>574,325.99</b>

## Summary of Delinquent Tax Collections

### All Delinquent Years Prior to 2024

Month	Adjusted Collectible Amount for All Other Delinquent Years	Amount Collected	% Collected
Jul-2025	\$8,712,544	\$148,262	1.70%
Aug-2025		\$185,174	2.13%
Sep-2025			0.00%
Oct-2025			0.00%
Nov-2025			0.00%
Dec-2025			0.00%
Jan-2026			0.00%
Feb-2026			0.00%
Mar-2026			0.00%
Apr-2026			0.00%
May-2026			0.00%
Jun-2026			0.00%
<b>Total</b>		<b>\$333,436</b>	<b>3.83%</b>

Prior Yrs have been adjusted for Bankruptcy & Deferral Balance \$ 1,525,588  
Harris County Appraisal District Accounts that are tied up in Litigation \$ 3,730,333,702

### 2024 Delinquent Taxes Only

Month	2024 Taxes Due	Amount Collected	% Collected
Jul-2025	\$7,857,365	\$1,400,666	17.83%
Aug-2025		\$643,614	8.19%
Sep-2025			0.00%
Oct-2025			0.00%
Nov-2025			0.00%
Dec-2025			0.00%
Jan-2026			0.00%
Feb-2026			0.00%
Mar-2026			0.00%
Apr-2026			0.00%
May-2026			0.00%
Jun-2026			0.00%
<b>Total</b>		<b>\$2,044,280</b>	<b>26.02%</b>

### Grand Total Delinquent Collections

\$2,377,716