



UNITED INDEPENDENT SCHOOL DISTRICT INFORMATIONAL ITEM

TOPIC: 2012-2013 Texas Assessment of Knowledge and Skills (TAKS) Results for Re-Testers

SUBMITTED BY: Emma Leza, Executive Director for Instructional Accountability

OF: Curriculum & Instruction Department

APPROVED FOR TRANSMITTAL TO SCHOOL BOARD: _____

DATE ASSIGNED FOR BOARD CONSIDERATION: May 15, 2013





INFORMATIONAL REPORT:

TAKS results for 2012-2013 March Administration for Re-testers.

2013 MARCH EXIT LEVEL RETEST REPORT





MATH SOCIAL STUDIES

M, SS, Sci recv'd 4/1/2013
 ELA recv'd 4/15/2013

CAMPUS	GRADE 11 EXIT LEVEL			GRADE 12 EXIT LEVEL			GRADE 11 EXIT LEVEL			GRADE 12 EXIT LEVEL		
	Tested	Passed	% Passed	Tested	Passed	% Passed	Tested	Passed	% Passed	Tested	Passed	% Passed
 United High School	None			39	10	26%	None			7	6	86%
 United South High School	None			37	10	27%	None			*	*	*
 Alexander High School	*	*	*	35	12	34%	None			*	*	*
 Lyndon B. Johnson High School	*	*	*	41	11	27%	*	*	*	7	5	71%
DISTRICT	*	*	*	152	43	28%	*	*	*	22	16	73%

SCIENCE

ELA

CAMPUS	GRADE 11 EXIT LEVEL			GRADE 12 EXIT LEVEL			GRADE 11 EXIT LEVEL			GRADE 12 EXIT LEVEL		
	Tested	Passed	% Passed	Tested	Passed	% Passed	Tested	Passed	% Passed	Tested	Passed	% Passed
 United High School	None			25	11	44%	None			17	8	47%
 United South High School	None			20	5	25%	None			16	4	25%
 Alexander High School	*	*	*	23	10	43%	*	*	*	17	5	29%
 Lyndon B. Johnson High School	*	*	*	26	7	27%	*	*	*	29	7	24%
DISTRICT	*	*	*	94	33	35%	*	*	*	79	24	30%

* Data concealed for the purpose of protecting student confidentiality.