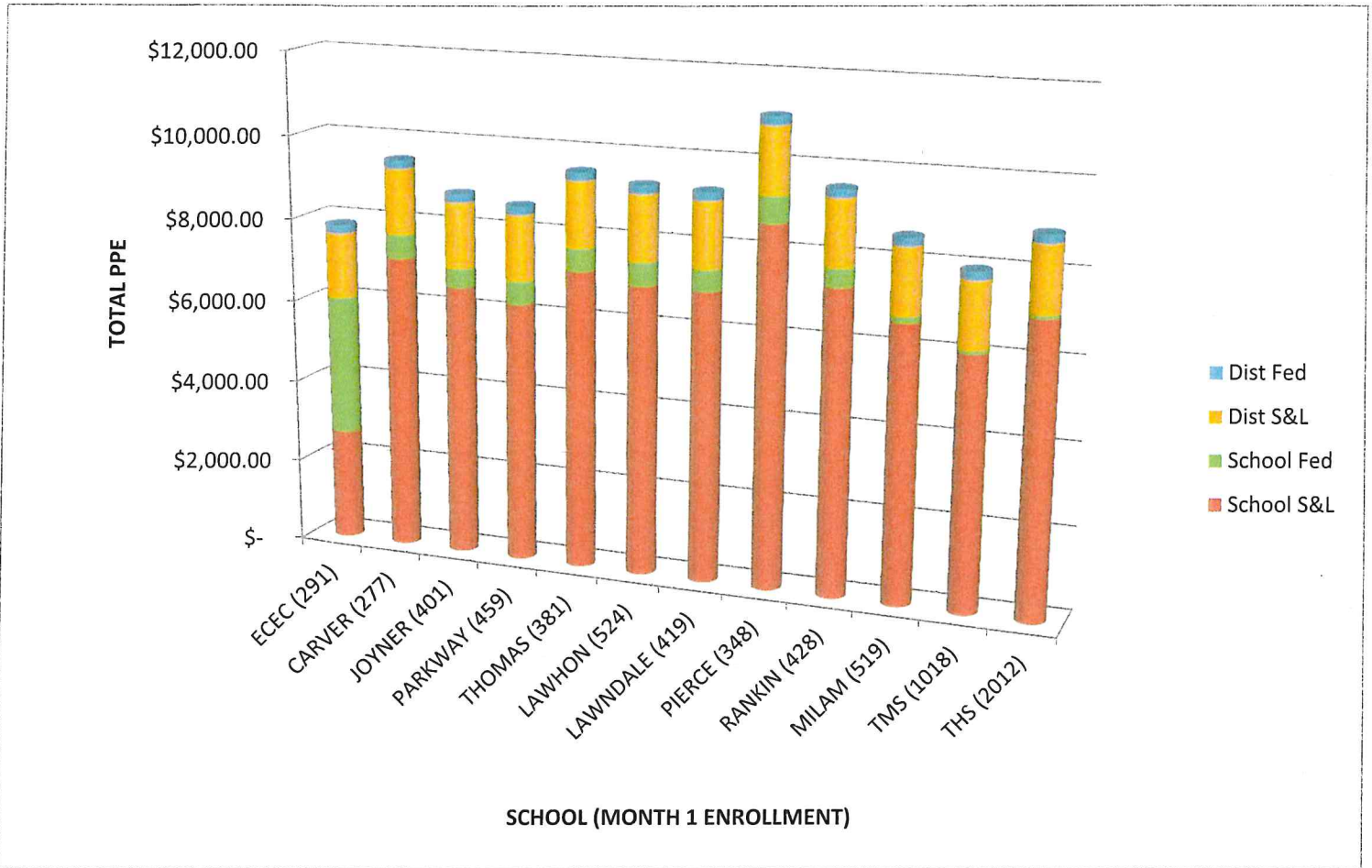
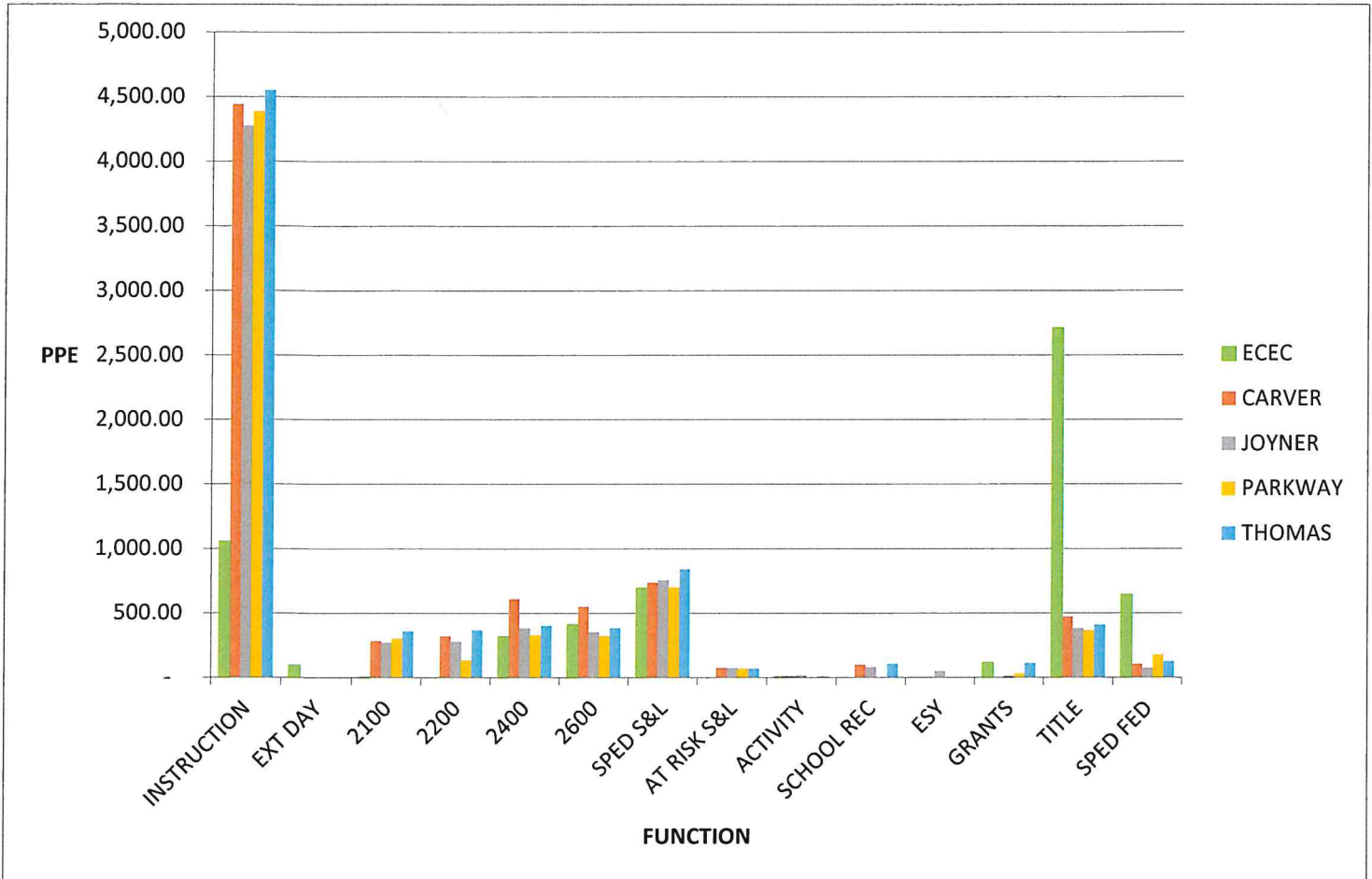


SITE	NET MEMBERSHIP MONTH 1	TOTAL PER PUPIL EXPENDITURE	SCHOOL STATE & LOCAL PER PUPIL EXPENDITURE	SCHOOL FEDERAL PER PUPIL EXPENDITURE	DISTRICT STATE & LOCAL PER PUPIL EXPENDITURE	DISTRICT FEDERAL PER PUPIL EXPENDITURE
CARVER	277	9,495.29	7,129.24	573.79	1,598.92	193.34
JOYNER	401	8,803.10	6,557.68	453.16	1,598.92	193.34
ECEC	291	7,836.92	2,691.48	3,353.18	1,598.92	193.34
LAWHON	524	9,328.41	6,979.65	556.50	1,598.92	193.34
LAWNDALE	419	9,282.34	6,982.55	507.53	1,598.92	193.34
MILAM	519	8,599.69	6,662.41	145.02	1,598.92	193.34
PARKWAY	459	8,624.74	6,286.64	545.84	1,598.92	193.34
PIERCE	348	11,080.07	8,664.81	623.00	1,598.92	193.34
RANKIN	428	9,561.01	7,329.26	439.49	1,598.92	193.34
THOMAS	381	9,526.78	7,199.01	535.51	1,598.92	193.34
THS	2,012	8,893.52	7,026.98	74.28	1,598.92	193.34
TMS	1,018	7,958.76	6,093.43	73.07	1,598.92	193.34
AVERAGE PER PUPIL EXPENDITURE				8,932.26		

# TPSD



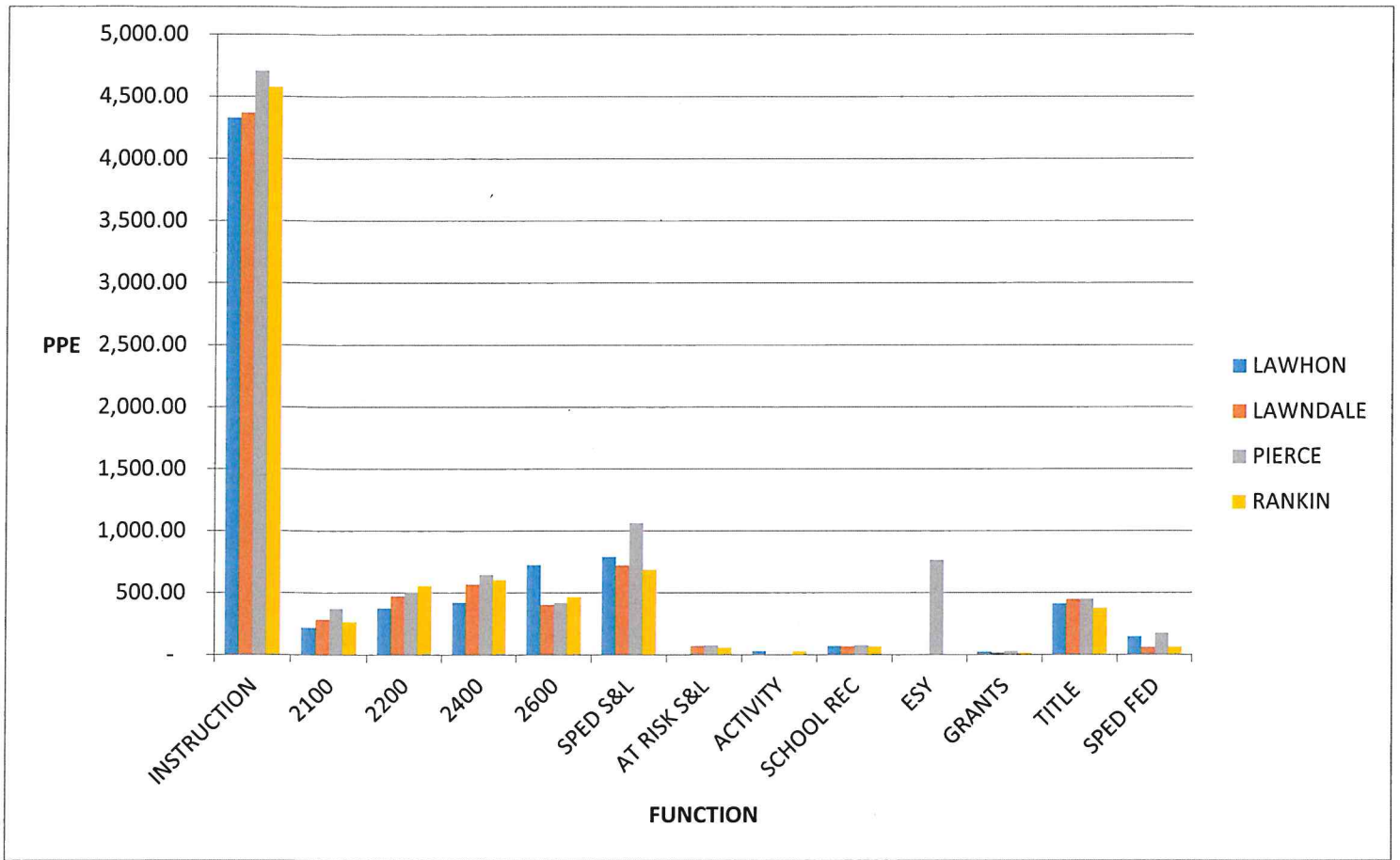
## PRE-K THROUGH 2ND GRADE (EXCLUDING LAWHON)



**FUNCTIONS:**

- 2100 SUPPORT SERVICES STUDENTS (EX: GUIDANCE COUNSELOR, NURSES)
- 2200 SUPPORT SERVICES INSTRUCTION (EX: INSTRUCTIONAL COACHES, MEDIA SERVICES)
- 2400 OFFICE OF PRINCIPAL
- 2600 SECURITY AND MAINTENANCE SERVICES

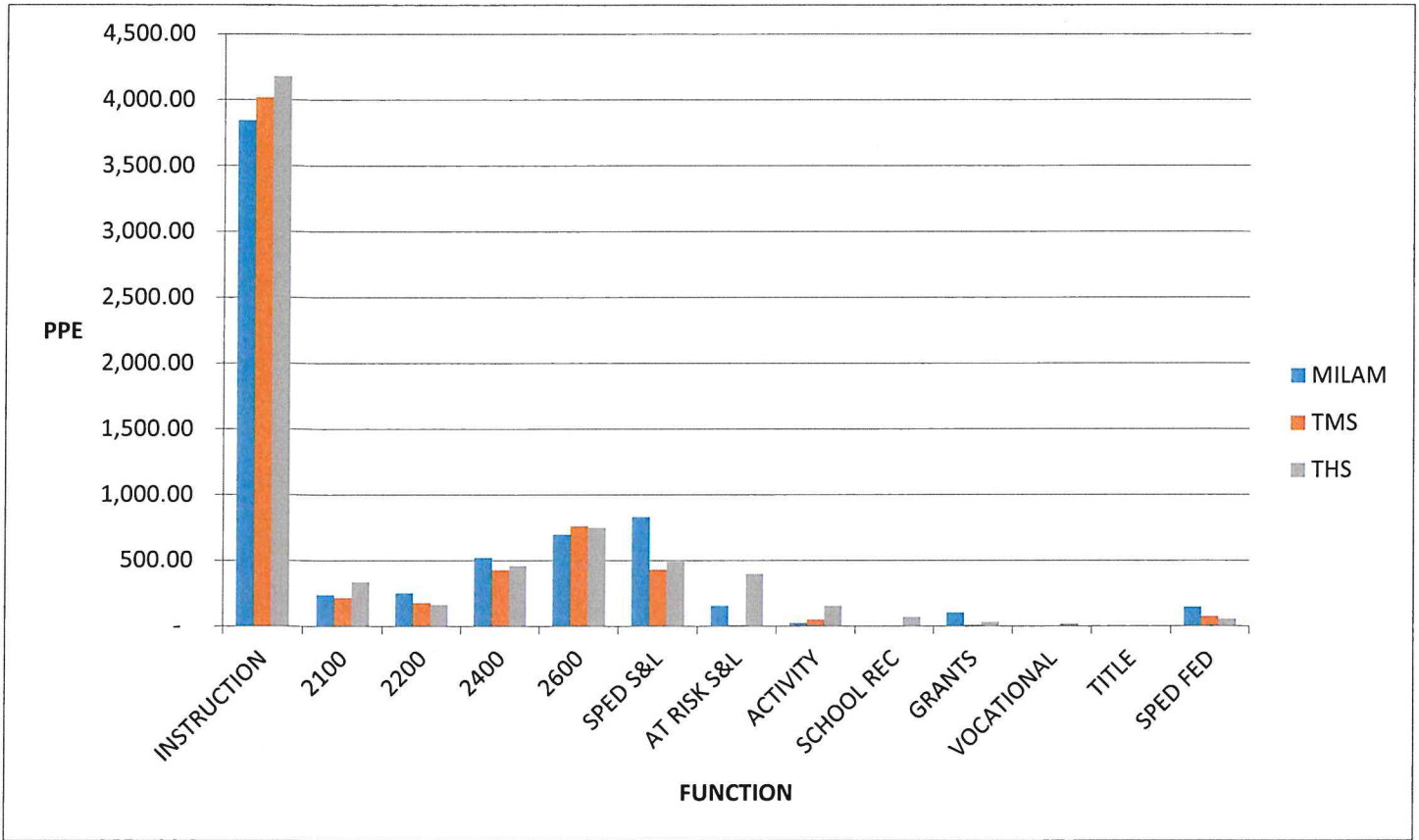
## LAWHON PLUS 3-5 SCHOOLS



**FUNCTIONS:**

- 2100 SUPPORT SERVICES STUDENTS (EX: GUIDANCE COUNSELOR, NURSES)
- 2200 SUPPORT SERVICES INSTRUCTION (EX: INSTRUCTIONAL COACHES, MEDIA SERVICES)
- 2400 OFFICE OF PRINCIPAL
- 2600 SECURITY AND MAINTENANCE SERVICES

## GRADES 6 THROUGH 12



**FUNCTIONS:**

- 2100 SUPPORT SERVICES STUDENTS (EX: GUIDANCE COUNSELOR, NURSES)
- 2200 SUPPORT SERVICES INSTRUCTION (EX: INSTRUCTIONAL COACHES, MEDIA SERVICES)
- 2400 OFFICE OF PRINCIPAL
- 2600 SECURITY AND MAINTENANCE SERVICES



Academic Standards



School & District Report Cards



Educator Licensure



Professional Development



District Directory



State Board of Education





2017-2018

# Succeeds Report Card



Search for state, school or district data below.

- State**
  - Mississippi
- Districts**
  - Tupelo Public School District
- Schools**
  - Tupelo High School - Tupelo
  - Tupelo Middle School - Tupelo

## Statewide Accountability Performance Results

The Mississippi Statewide Accountability System is a single "A" through "F" school and district accountability system. Grades are based on student achievement, student growth, student participation in testing, and other academic measures.

### In-Field Teachers

## Other Measures

This section contains information on teachers and school leaders, absenteeism, discipline, advanced coursework, and college/university enrollment. Click any chart to get detailed information on the measure.



Discipline



29.9%  
Chronically Absent  
Students



50.3%  
Advanced Course  
Participation



66.9%  
Post-Secondary  
Enrollment



NAEP

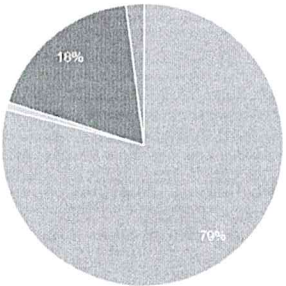
\$8,893.52  
Per-Pupil Expenditure







2017-2018



### School Level Expenditures

School level expenses are spent specifically at a school for the benefit of only those students and may include items such as staff salaries and benefits, supplies, furniture, or utilities.

- State/Local Funds<sup>1</sup>
- Federal Funds<sup>2</sup>

### District Level Expenditures

District level expenses are spent for the benefit of all students in a district and may include items such as central office operations, transportation, technology operations, maintenance, or property insurance.

- State/Local Funds<sup>1</sup>
- Federal Funds<sup>2</sup>

- 1. State/Local Funds**  
State and local funds include ad valorem taxes, school fees, athletic events, donations, Mississippi Adequate Education Program (MAEP) funds, education enhancement funds, and other state grants.
- 2. Federal Funds**  
Federal funds include Title programs, special education programs, Medicaid or rehabilitation programs, and other federal grants.

# Differences in PPE Calculations

---

## Using District Data submitted to FETS

### Superintendent Annual Report

- Based on ADA for Months 1-9
- Includes all funds
- Includes functions 1000-3999
- Excludes functions 4100-7999 (nonrevenue transactions)

### ESSA Report

- Based on Month 1 Net Membership
- Includes all expenditures reported through FETS, with some exclusions

# Exclusions from ESSA Calculation

---

## Funds

- Sixteenth Section Interest (1840-1899)
- Child Nutrition (2110-2199)
- Title I – Coop for Private Schools (2255)
- Forestry Escrow (2830)
- Capital Project (3000)
- Debt Service (4000)
- Permanent (7000)

## Functions

- Private Placement for Federal Funds (1225)
- Adult/Continuing Education Program (1310-1390)
- Non-Instructional Services (3100-3975)
- Debt Service (6110-6900)
- Other Financing Uses (7110-7950)
- Direct Decrease in Fund Equity (8100-8300)

## Objects

- Tuition to In-State Charter Schools (564)

# Differences in PPE Calculations

## Superintendent Annual Report PPE

Expenditures	
Included	\$ 13,182,446.73
Excluded	\$ 2,355,511.96
Total	\$ 15,537,958.69

ADA for Months 1-9	1,133.06
Superintendent Annual Report PPE	\$ 11,634.37

## ESSA Report PPE

Expenditures	
Included	\$ 12,018,013.40
Excluded	\$ 3,519,939.30
Total	\$ 15,537,952.70

Net Membership from Month 1	1,222
ESSA Report PPE	\$ 9,834.71

Note: Difference of \$5.99 in total expenditures is due to rounding