


VICKSBURG COMMUNITY SCHOOLS

School Nutrition Program **Annual Report**

Sarah Dyer, Director



Our Mission

To share the vision of healthy children
so that every student is able to reach
his/her full potential with the ability to
make healthy choices at an
economical cost.

Feeding Healthy Minds

TO: KEEVIN O'NEILL & THE BOARD OF EDUCATION
FROM: SARAH DYER
DATE: NOVEMBER 13, 2023

The assistance that Vicksburg Community Schools' School Nutrition Program is able to provide to our students is both fundamental and indispensable. While finances can be a bit of a balancing act for many households, the school meals program continued to be vital as we served approximately 300,000 nourishing meals during the year! Promoting a healthy eating lifestyle, school meals continue to be fresh, economical, and value packed!

Federal regulations have an impact on our program each year. The positive outcome is that our students are consuming more fruits, vegetables, whole grains and other healthy options. During the 2022-2023 school year we experienced a decrease in school breakfast participation, due to the transition back to paid meals.

The Great Start Readiness Programs (Bulldog Beginnings) have had a direct positive effect at all three elementary schools. These programs gave us the opportunity to provide breakfast, lunch and afternoon snack to an additional 48 students. These students have been determined to be "at-risk" and therefore qualify most often for free or reduced school meals.

Federal commodities are based on lunch participation - for every lunch we serve we received \$0.3975 in food commodities. For the 2022-2023 school year we were allotted \$120,753.89 in food commodities. This is a significant increase due to the increase in the number of meals served the year prior, due to the pandemic and all meals being free. We are able to offer this due to membership with the MOR Consortium. Being a member of a co-op we purchase commodities as a group and thereby receive many benefits including, large quantity discounts, greater food variety, and valuable rebates.

Congress also passed another round of legislation that allowed for additional funding to help with Supply Chain issues. These funds are only allowed to be used on non-processed or minimally processed foods such as milk, eggs, cheese, fresh fruits and vegetables.

With the increase in federal dollars over the last couple years, we were again able to update some kitchen equipment. The High School and Sunset Lake both received new steamers, the Middle School Received two new vending machines and all 5 cafeterias received new tables.

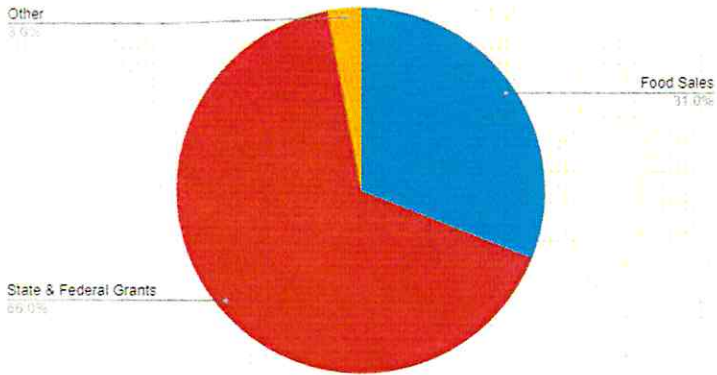
Over the last 5 years, our department has provided meals through 4 different state and federal programs. It has been a challenging time to make sure we are providing healthy meals, that students enjoy, while also following each program's requirements. Through it all, we remain focused on **feeding the healthy minds** of our Vicksburg Community Schools students.

**FOOD SERVICE
REVENUE AND EXPENDITURES
AT A FIVE-YEAR GLANCE**

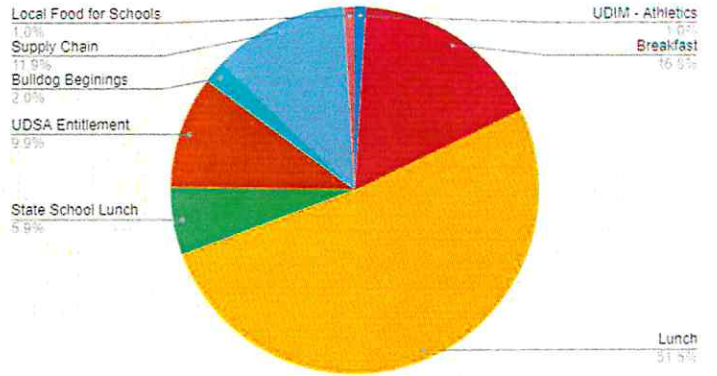
| REVENUE FOR FOOD SERVICE | | | | | |
|---|-------------------------|-------------------------|-------------------------|-------------------------|-------------------------|
| | 18-19 ACTUAL | 19-20 ACTUAL | 20-21 ACTUAL | 21-22 ACTUAL | 22-23 ACTUAL |
| Food Sales | \$469,152 | \$349,414 | \$47,738 | \$75,906 | \$469,152 |
| Federal, State & Local Grants | \$657,514 | \$1,247,259 | \$1,421,136 | \$1,801,952 | \$657,514 |
| Other (<i>misc. income, lunch interest & banquet</i>) | \$17,411 | \$3,992 | \$4,976 | \$6,476 | \$17,411 |
| TOTAL REVENUES | \$1,144,077 | \$1,600,665 | \$1,473,850 | \$1,884,334 | \$1,144,077 |
| EXPENDITURES FOR FOOD SERVICE | | | | | |
| | 18-19 ACTUAL | 19-20 ACTUAL | 20-21 ACTUAL | 21-22 ACTUAL | 22-23 ACTUAL |
| Salaries | \$347,915 | \$306,772 | \$297,488 | \$315,394 | \$330,389 |
| Benefits | \$310,719 | \$289,503 | \$260,201 | \$294,000 | \$334,652 |
| Food Supplies | \$446,534 | \$548,073 | \$432,415 | \$601,248 | \$485,454 |
| Capital Outlay / Supplies | \$25,537 | \$33,314 | \$160,421 | \$164,858 | \$343,181 |
| Other | \$14,984 | \$45,864 | \$30,287 | \$40,334 | \$46,940 |
| Indirect Cost Reimbursement to General Fund | \$75,000 | \$80,000 | \$83,000 | 79,000 | \$78,500 |
| TOTAL EXPENDITURES & TRANSFERS | \$1,220,689 | \$1,303,526 | \$1,263,812 | \$1,494,834 | \$1,619,116 |

WHERE DOES THE MONEY COME FROM?

Revenues

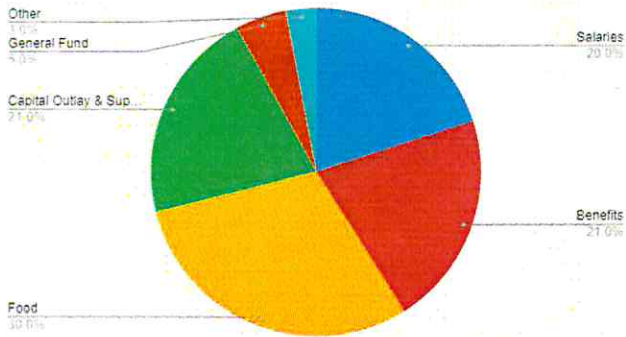


Federal/State/Local Grants

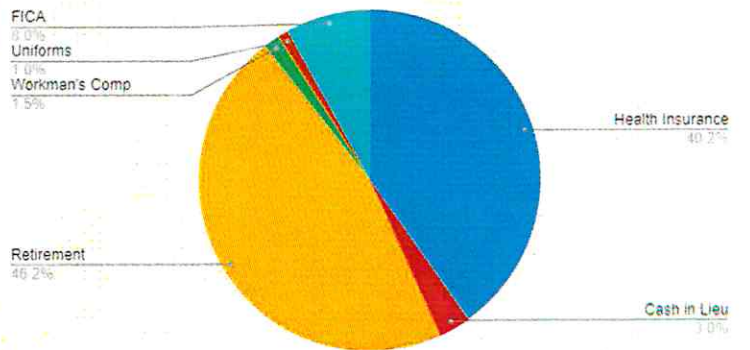


WHERE DOES THE MONEY GO?

Expenditures



Benefits



HEALTHY BULLDOG MEAL QUICK BITES 2022-2023

- ☞ We served 89,054 school breakfasts – 24% of our students.
- ☞ We served 208,506 school lunches – 55% of our students.
- ☞ In addition, we also served approximately 3,500 breakfasts, lunches and snacks to the Bulldog Beginnings students.
- ☞ 33% of our families qualify for financial assistance.
- ☞ Our lunches reached 1/3 of our students' recommended daily nutritional allowances.
- ☞ Our breakfasts reached 1/4 of our students' recommended daily nutritional allowance.
- ☞ The total hours of professional development between 16 employees (including Director) in 2022-2023 was over 300 hours.