



- Driver's license tests
- College admissions exams
- Application tests for certain jobs

# STAAR Tests are an Important Signpost




**STAAR TESTS**

**GRADES**

**INTERNSHIPS**

**SAT/ACT**

We can use several different tools to monitor progress as our kids grow and learn.



## STATE OF TEXAS ASSESSMENTS OF ACADEMIC READINESS

### Confidential Student Report

### Grade 4

FIRSTNAME I. LASTNAME

Date of Birth: mm/dd/yy

Student ID (PEIMS): \*\*\*\*\*9999

Local Student ID: 999999999

District: 999-999 DISTRICT NAMEXXXXXXXXXXXXXXXXXX

Campus: 999 CAMPUS NAMEXXXXXXXXXXXXXXXXXX

Class Group: CLASS GROUP NAME

Report Date: MONTH YEAR

Date of Testing: MONTH YEAR

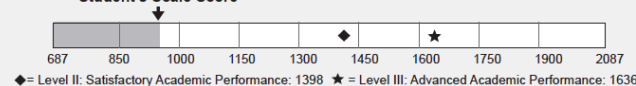
Grade: 4

### How did Josephine do on the grade 4 assessments?

#### Reading

Info	Test Date	Scale Score	Level II: Satisfactory	Level III: Advanced	ELL Progress Measure
	MAY CCYY	950	NO	NO	NOT MET

#### Student's Scale Score

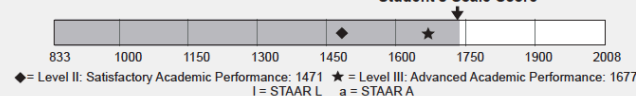


Reporting Categories	Items Correct	Items Tested	Percent Correct
1. Understanding/Analysis Across Genres	2	10	20%
2. Understanding/Analysis of Literary Texts	0	18	0%
3. Understanding/Analysis of Informational Texts	0	16	0%
<b>Total Reading Score</b>	<b>2</b>	<b>44</b>	
LEXILE MEASURE: 1202L*			

#### Mathematics

Info	Test Date	Scale Score	Level II: Satisfactory	Level III: Advanced	ELL Progress Measure
I, a	MAY CCYY	1743	NO	YES	

#### Student's Scale Score

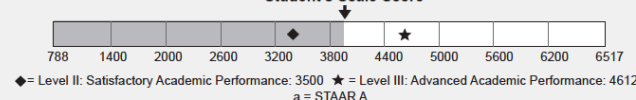


Reporting Categories	Items Correct	Items Tested	Percent Correct
1. Numerical Representations and Relationships	11	12	92%
2. Computations and Algebraic Relationships	16	16	100%
3. Geometry and Measurement	14	15	93%
4. Data Analysis and Personal Financial Literacy	4	5	80%
<b>Total Mathematics Score</b>	<b>45</b>	<b>48</b>	

#### Writing

Info	Test Date	Scale Score	Level II: Satisfactory	Level III: Advanced	ELL Progress Measure
a	MAY CCYY	3943	YES	NO	MET

#### Student's Scale Score



Written Composition	Summed Score	Points Possible	Score Descriptions
1. Composition			Compositions are scored on a 4-point scale by two readers.
Personal Narrative	7	8	Between Satisfactory and Accomplished (Summed score: 7 out of a possible 8)
Expository	4	8	Basic (Summed score: 4 out of a possible 8)
<b>Total Composition Score</b>	<b>11</b>	<b>16</b>	
Multiple Choice	Items Correct	Items Tested	Percent Correct
2. Revision	7	9	78%
3. Editing	8	19	42%
<b>Total Multiple-Choice Score</b>	<b>15</b>	<b>28</b>	
<b>Total Writing Score</b>	<b>26</b>	<b>44</b>	

To view your child's scores online, go to: <http://www.TexasAssessment.com/students>. The Unique Access Code is XXXXX. For more information about the STAAR tests, contact your child's school.  
 Para ver las calificaciones de su hijo en internet, visite la página: <http://www.TexasAssessment.com/students>. La clave de acceso individual es XXXXX. Para obtener mayor información sobre STAAR, comuníquese con la escuela de su hijo.

Old  
Version



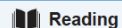
## Proficiency: 8th Grade

Jane P. Doe

Enrolled Grade: 8

Date of Birth: 01/01/03 Student ID: \*\*\*\*\*090 Local Student ID: 12395 District: 257-999 ZY CRUSE ISD

### Your Child's Proficiency At A Glance



Reading



Did Not Meet  
Grade Level  
Test Date: May 2017



Mathematics



Approaches  
Grade Level  
Test Date: May 2017



Social Studies



Meets  
Grade Level



Science



Masters  
Grade Level

### Reading

Test Date: May 2017



Did Not Meet

Score 1500

Did Not Meet (954-1588)

Approaches (1587-1690)

Meets (1700-1782)

Masters (1783-2173)

Passing

CATEGORY	ANSWERED CORRECTLY
1. Understanding/Analysis Across Genres	5 of 8
2. Understanding/Analysis of Literary Texts	10 of 19
3. Understanding/Analysis of Informational Texts	6 of 17
<b>TOTAL</b>	<b>21 of 44</b>

10th PERCENTILE

Your child scored the same or better than 10% of all Grade 8 students in Texas.

### Mathematics

Test Date: May 2017



Approaches

Score 1443

Did Not Meet (1031-1594)

Approaches (1595-1690)

Meets (1700-1853)

Masters (1854-2190)

Passing

CATEGORY	ANSWERED CORRECTLY
1. Numerical Representations and Relationships	2 of 4
2. Computations and Algebraic Relationships	12 of 18
3. Geometry and Measurement	10 of 15
4. Data Analysis and Personal Financial Literacy	5 of 7
<b>TOTAL</b>	<b>29 of 42</b>

60th PERCENTILE

Your child scored the same or better than 60% of all Grade 8 students in Texas.

### Social Studies



Meets

Score 4155

Did Not Meet (985-3549)

Approaches (3550-3699)

Meets (4000-4207)

Masters (4208-5992)

CATEGORY	ANSWERED CORRECTLY
1. History	10 of 17
2. Geography and Culture	10 of 10
3. Government and Citizenship	10 of 10
4. Economics, Science, Technology, and Society	2 of 7
<b>TOTAL</b>	<b>32 of 44</b>

75th PERCENTILE

Your child scored the same or better than 75% of all Grade 8 students in Texas.

### Science



Masters

Score 4708

Did Not Meet (635-3549)

Approaches (3550-3699)

Meets (4000-4405)

Masters (4406-6256)

CATEGORY	ANSWERED CORRECTLY
1. Matter and Energy	11 of 11
2. Force, Motion, and Energy	9 of 9
3. Earth and Space	9 of 11
4. Organisms and Environments	10 of 11
<b>TOTAL</b>	<b>39 of 42</b>

90th PERCENTILE

Your child scored the same or better than 90% of all Grade 8 students in Texas.



Want More Resources To Help Your Child In School?

Visit [www.texasassessment.com](http://www.texasassessment.com) for helpful tips and tools, including a recommended summer reading list.

Unique Access Code: XXXXXX



## Growth: From Previous Year

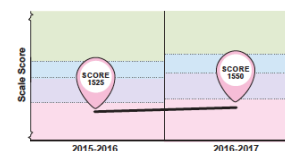
Jane P. Doe

Campus: 041YIPPEE J H Class Group: SEC SEVEN Report Date: JUNE 2017 Date of Testing: MAY 2017

### Reading

#### Limited Growth

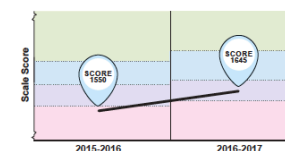
Your Child Showed Limited Growth For 1 Year of Instruction



### Mathematics

#### Expected Growth

Your Child Showed Expected Growth For 1 Year of Instruction



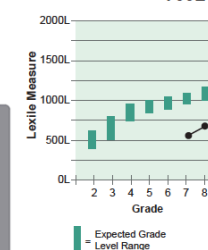
## Your Child's Reading Measure History (Lexile® Measure)

The Lexile measure indicates the difficulty of the materials that your child can read successfully.



### Your Child's Lexile History

Current Lexile Measure: 700L



Expected Grade Level Range

Copyright © 2017 MetaMetrics.



Learn More About Your Child's Lexile® Level

Visit [www.texasassessment.com](http://www.texasassessment.com) for more information about your child's reading level history.

Unique Access Code: XXXXXX

New Version

# The New STAAR Report Card



Informed Parents. Better Schools.

## STAAR Results

STATE OF TEXAS ASSESSMENTS OF ACADEMIC READINESS

2017 Confidential Student Report

A group of five diverse students (three girls and two boys) smiling and posing for a photo. They are wearing backpacks and casual clothing.

A group of four students (three girls and one boy) sitting at a desk, looking at a book or paper together.

### About the STAAR Test

Your child took the STAAR in May 2017. This test asks students to answer questions that measure the knowledge and skills they need to be prepared for college or a career. If you have questions about this report, please talk to your child's teacher or principal, or learn more by visiting [www.texasassessment.com](http://www.texasassessment.com).

A group of four diverse students (three girls and one boy) smiling and posing for a photo.

### What the Results Mean

This report shows how well your child did on the assessment. There are 4 levels of proficiency.

### From The Commissioner

Tests are a part of life. Our kids will take tests to get a driver's license, to get into college, and even to get certain jobs. As a parent of two myself, I know that no one test can tell me everything about my children. But the STAAR tests have been designed to provide useful information about how much our children have learned academically and how well prepared they are for what comes next.

**Students who meet or exceed grade level by high school graduation have more than a 60% chance of passing their college classes, substantially increasing their lifetime earnings and prospects for success.** This report is intended to give you information on how well your child learned this year's academic material in school, and how you can help them learn even more.

A green circular icon with a white gear symbol inside.

**MASTERS GRADE LEVEL**

Mastery of the course knowledge and skills is shown — student is on-track for college and career readiness.

A blue circular icon with a white checkmark symbol inside.

**MEETS GRADE LEVEL**

Strong knowledge of course content — student is prepared to progress to the next grade.

A purple circular icon with a white arrow pointing right symbol inside.

**APPROACHES GRADE LEVEL**

Some knowledge of course content, but may be missing critical elements — student needs additional support in the coming year.

A red circular icon with a white exclamation mark symbol inside.

**DID NOT MEET GRADE LEVEL**

No basic understanding of course expectations is shown — student may need significant support in the coming year.


The official seal of the State of Texas, featuring a star in the center surrounded by the words "THE STATE OF TEXAS" and "1845".

A handwritten signature in black ink.


Mike Morath, Commissioner of Education



## More Accurate



## Reports Growth



## Provides Helpful Resources



## **MASTERS GRADE LEVEL**

Mastery of the course knowledge and skills is shown, student is on track for college and/or career



## **MEETS GRADE LEVEL**

Strong knowledge of course content, student is prepared to progress to the next grade



## **APPROACHES GRADE LEVEL**

Some knowledge of course content but may be missing critical elements, student needs additional support



## **DID NOT MEET GRADE LEVEL**

No basic understanding of course expectations is shown, student may need significant support next year


# Replacing Old Performance Labels



## Old Labels


### Level I:

Unsatisfactory




### Phase-in Level II:

Satisfactory



### Final Level II:

Postsecondary Ready



### Level III:

Advanced



## New Labels


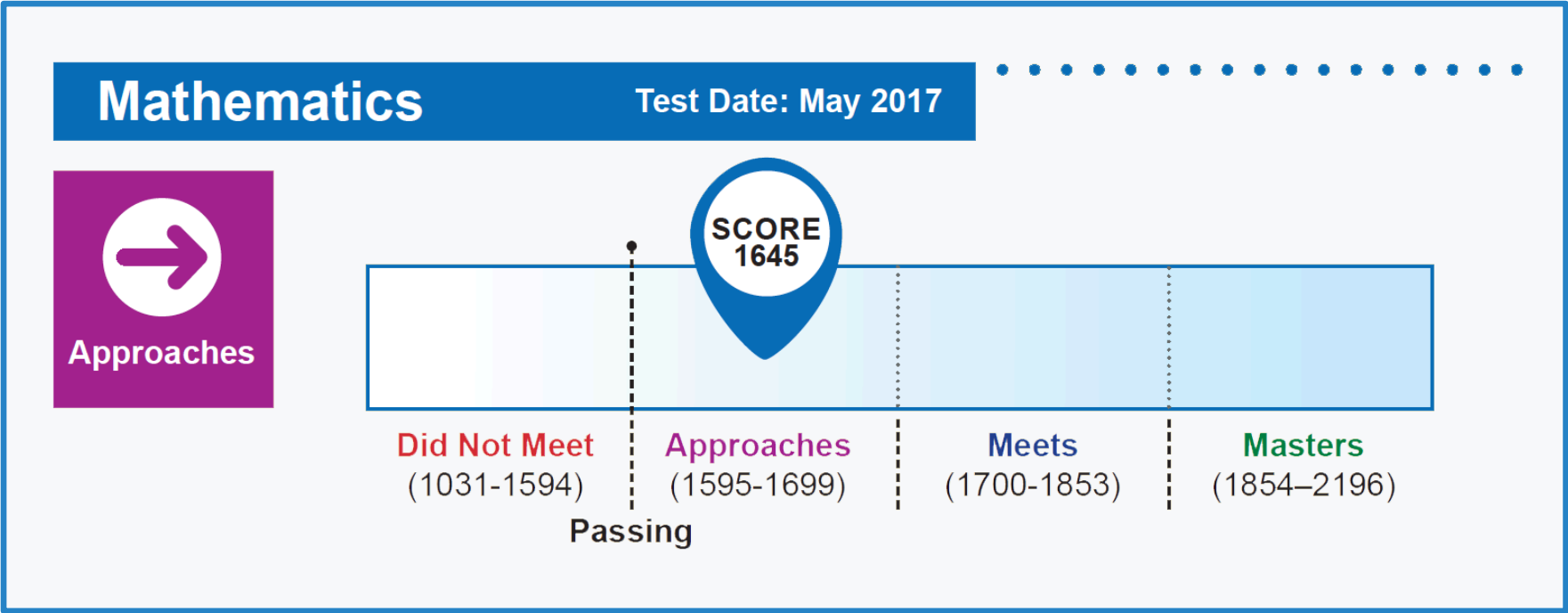
**Did Not Meet Grade Level**

**Approaches Grade Level**

**Meets Grade Level**

**Masters Grade Level**

# A Changed Layout to Highlight Performance Levels


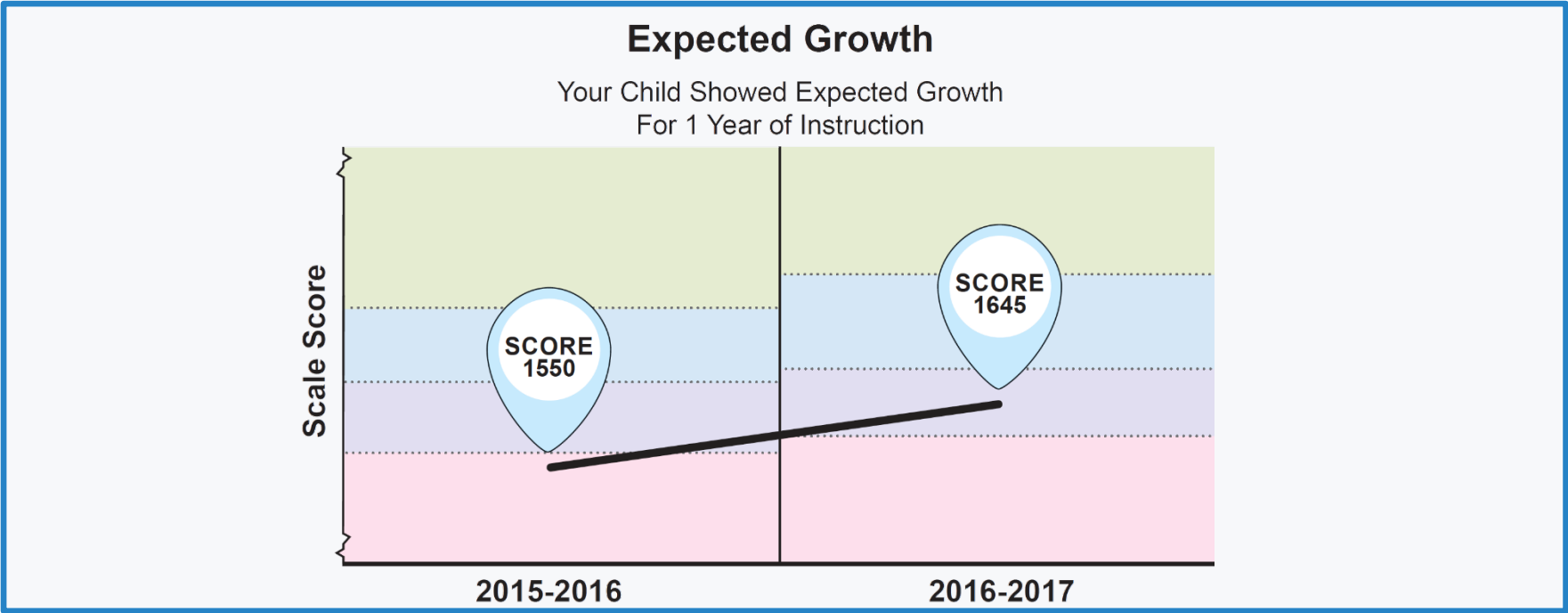




# 75th PERCENTILE

**Your child  
scored the  
same or better  
than 75% of  
all Grade 8  
students in  
Texas.**



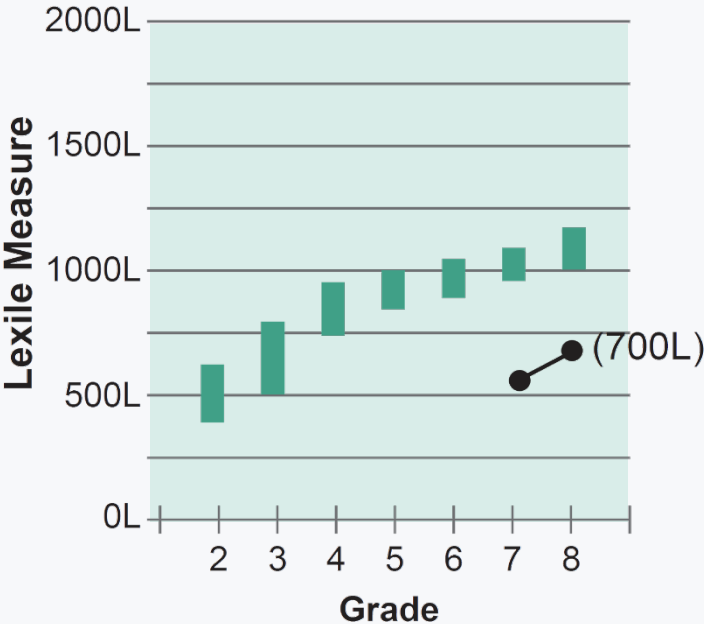




## What is a Lexile Score?

---


A Lexile score measures a student's reading level.



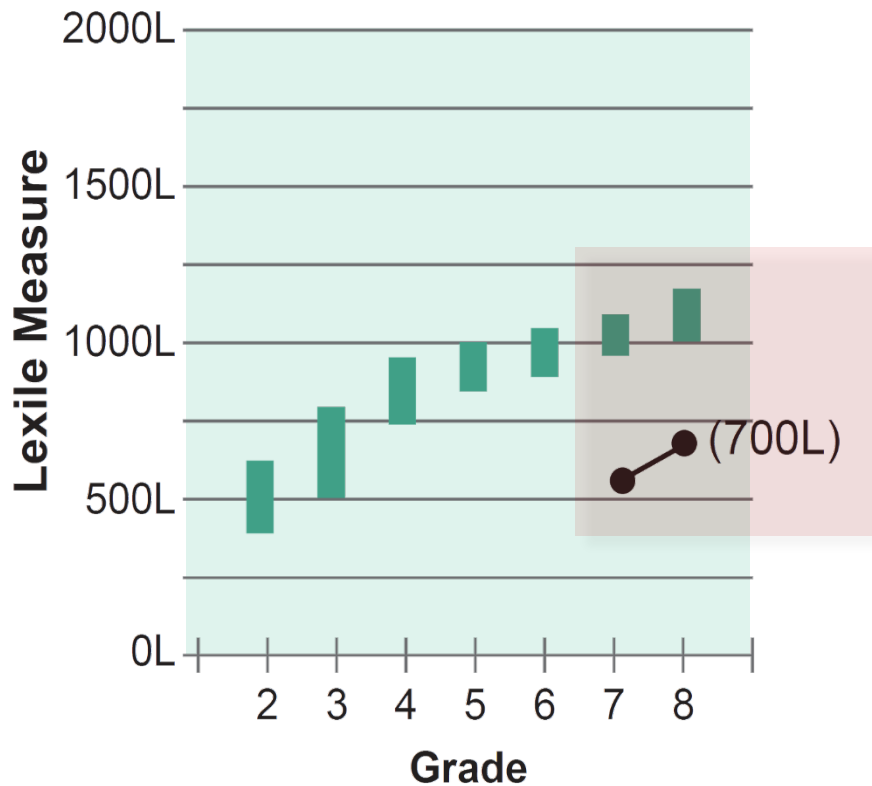
## Your Child's Lexile History

Current Lexile Measure: **700L**

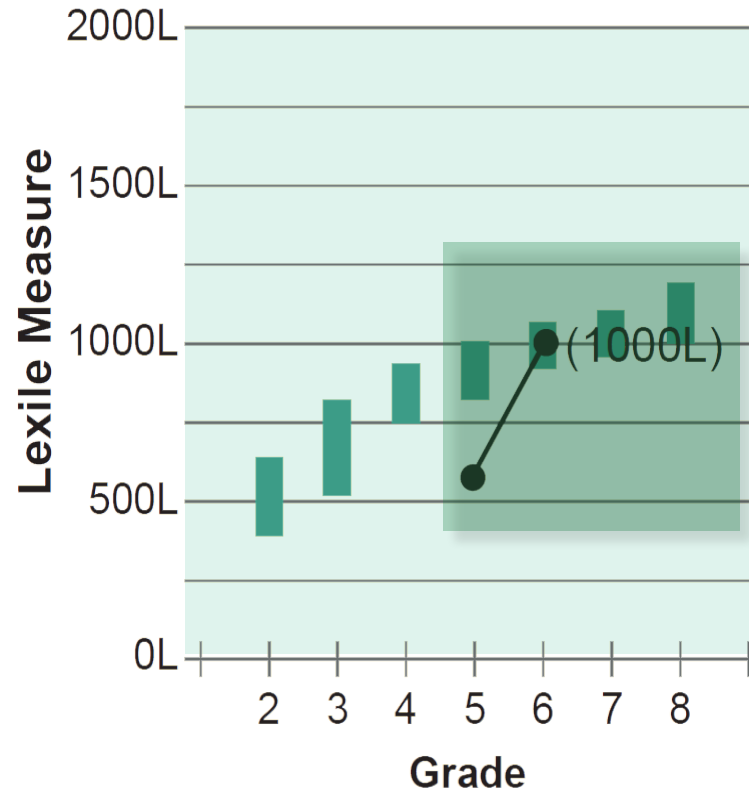
 = Expected Grade Level Range



## Growing, but Remains Below Grade Level



## Growing to Grade Level

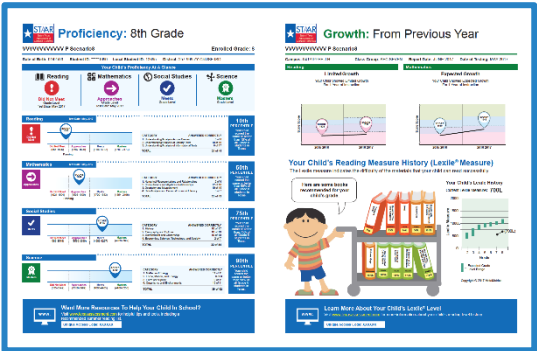




**This is all great info.  
Now what?**


# Resources to Improve Performance: Reading

## Built-In Resources



# Resources to Improve Performance: Reading

## Built-In Resources



### CATEGORY

### ANSWERED CORRECTLY

1. Understanding/Analysis Across Genres	5 of 8
2. Understanding/Analysis of Literary Texts	10 of 19
3. Understanding/Analysis of Informational Texts	6 of 17

### TOTAL

21 of 44



### Understanding/Analysis Across Genres

Have your child read books that have also been made into movies — discuss how they are similar and different.



Discuss with your child the book he/she is reading. Your child should be able to summarize and paraphrase his/her books.




Have your child look up and share with you informational or news stories he/she finds interesting. Ask them questions about what real world events..



# Preparing for Parent-Teacher Conferences

## Built-In Resources



### Things To Do Before Conference

- ✓ Check your child's grades and relevant test scores.
- ✓ Ask your child if they have any questions they want to ask the teacher.
- ✓ Talk to any other parents, guardians, or caregivers about questions they would like to have asked.

### Sample Questions You Can Ask

- ✓ What does my child seem to be the most interested in?
- ✓ Does my child have good friends in class and in school?
- ✓ What is the most important thing that I can be doing to prepare my child for high school?



## Online Resources



## TexasAssessment.com

- How to Help My Child Prepare
- How to Read the New Report
- Understanding My Child's Score
- Actual Questions That Were on the Test