Closure of Speegleville Elementary School

Topics

- Timeline of the conversation
- **Projected** attendance zones
- Route time **scenarios**
- Transition planning

Timeline of the Conversation

- Facilities Study Committee: February 2025 - August 2025
- Discussion of bond and Speegleville impact: September 18, 2025
  - Several trustees in attendance
- Bond Election: November 4, 2025
- November 2025 - February 2026:
  - “Get more data before making a ‘final’ decision.”
    -September 18, 2025
- Update Speegleville staff and Speegleville PTA President: February 9, 2026
- School Board meeting to discuss issues informing a “final” decision: February 17, 2026
- Meeting at Speegleville Elementary School: February 25, 2026
- *Special Called Board Meeting: <u>March 3, 2026 at 6:00 p.m.</u>

Timeline of the Conversation

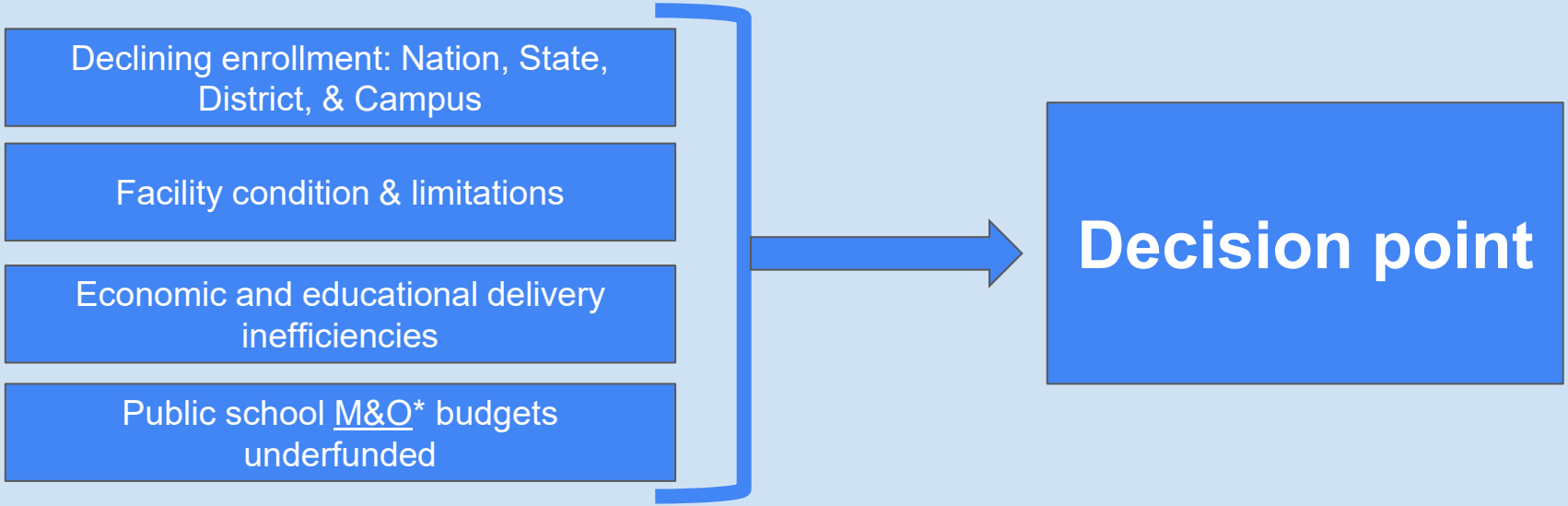

Birth Rate Data

McLennan County				
Year	Population	Change	% Growth	Additional Babies Born
2029	278,258	1,580	0.57%	19
2028	276,678	1,580	0.57%	19
2027	275,098	1,580	0.58%	19
2026	273,518	1,580	0.58%	19
2025	271,938	1,580	0.58%	19
2024	270,358	1,580	0.59%	19
2023	268,778	2,524	0.95%	27
2022	266,254	2,503	0.95%	28
2021	263,751	2,559	0.98%	28
2020	261,192	4,112	1.60%	45
2019	257,080	2,876	1.13%	33
2018	254,204	2,566	1.02%	30
2017	251,638	4,065	1.64%	48
2016	247,573	2,102	0.86%	26
2015	245,471	2,289	0.94%	28
2014	243,182	1,735	0.72%	22
2013	241,447	2,078	0.87%	26
2012	239,369	1,522	0.64%	19
2011	237,847	1,943	0.82%	25
2010	235,904			

U.S. Birth Rates			
Year	Births per 1000 People	Year the Grade was Born	% Lower Birthrate than Grads
2005	14		
2006	14.3		
2007	14.3		
2008	14	12	
2009	13.5	11	3.6%
2010	13	10	7.1%
2011	12.7	9	9.3%
2012	12.6	8	10.0%
2013	12.4	7	11.4%
2014	12.5	6	10.7%
2015	12.4	5	11.4%
2016	12.2	4	12.9%
2017	11.8	3	15.7%
2018	11.6	2	17.1%
2019	11.4	1	18.6%
2020	10.9	K	22.1%
2021	11		21.4%
2022	11		21.4%
2023	10.7		23.6%
2024	12.01		14.2%
2025	11.99		14.4%

worldpopulationreview.com

Timeline of the Conversation

March 3, 2026: close Speegleville Elementray or leave it open?

- If close:
  - The Board will approve new attendance zones for South Bosque Elementary School and Woodway Elementary School
  - Administration will begin to communicate and implement a transition plan for 2026-2027 school year.
- If open:
  - Administration will manage staff allocations and other resources as appropriate based on student enrollment and composition

Projected Attendance Zones

Priorities

- Keep neighborhoods together
- Minimize route time
- Manage enrollment: South Bosque (SBE) and Woodway Elementary (WWE) Schools

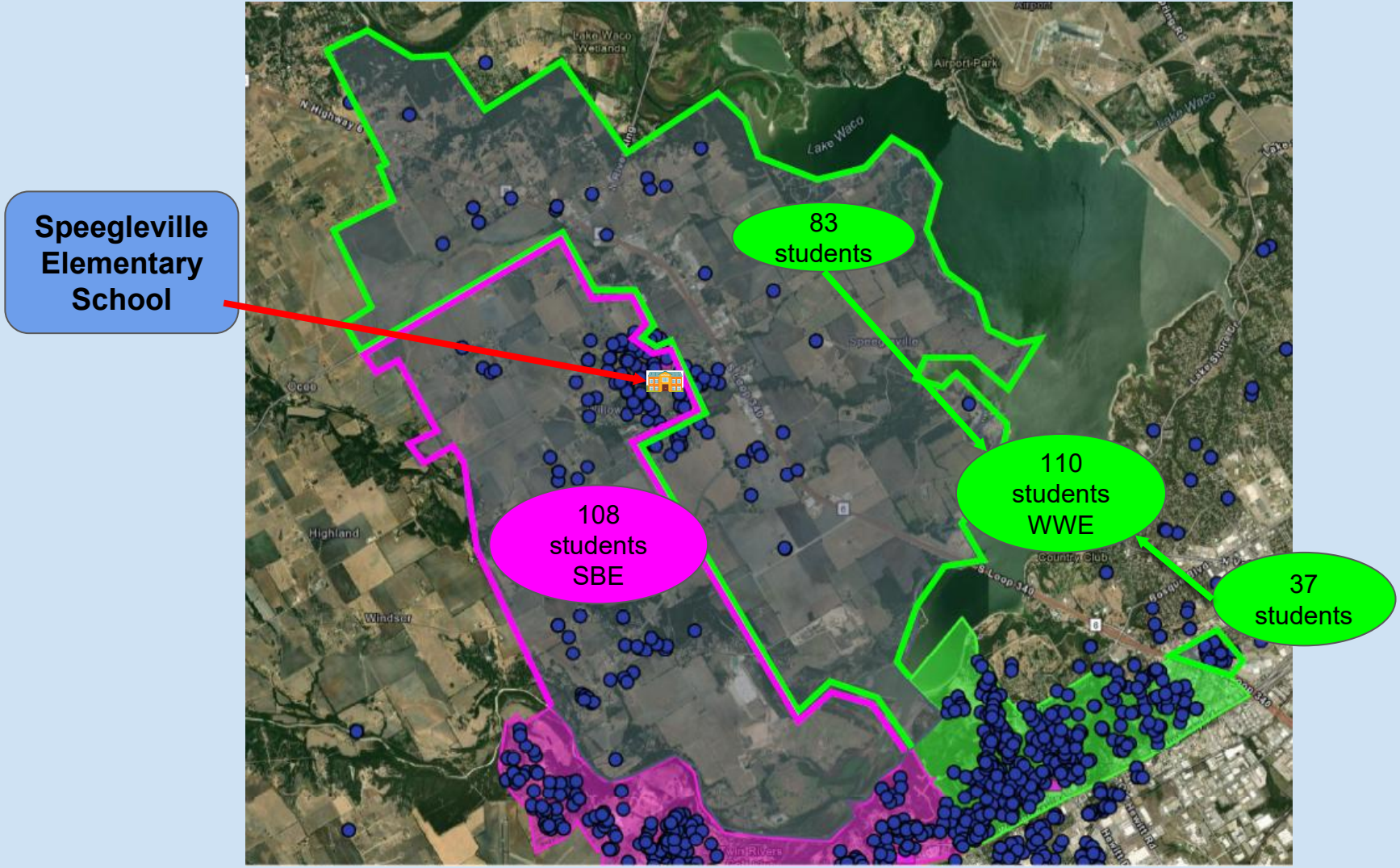
Speegleville Elementary School
83 students
110 students WWE
37 students
108 students SBE
Lake Waco Wetlands
Airport Park
Lake Waco
N Highway 6
Highland
Windsor
Country Club
S Loop 340

Let’s Take a Closer Look

Route Time Scenarios - Assumes 100% Ridership

UPDATED Information Since 2/25/26

Projected Bus Pick-Up Times

SPE to SBE	SPE to WWE
1. 6:35 a.m.	1. 6:22 a.m.
2. 6:34 a.m.	2. 6:33 a.m.
3. 6:28 a.m.	3. 6:18 a.m.

SBE/WWE Route Time Scenarios in Context

Earliest Elementary Gen Ed Routes **Now**

*SPE: 6:15 a.m.

SVE: 6:35 a.m.

*CCE: 6:20 a.m.

*WWE: 6:22 a.m.

CPE: 6:37 a.m.

*SBE: 6:16 a.m.

PHE: 6:25 a.m.

HES: 6:28 a.m.

Route Time Scenarios - SBE

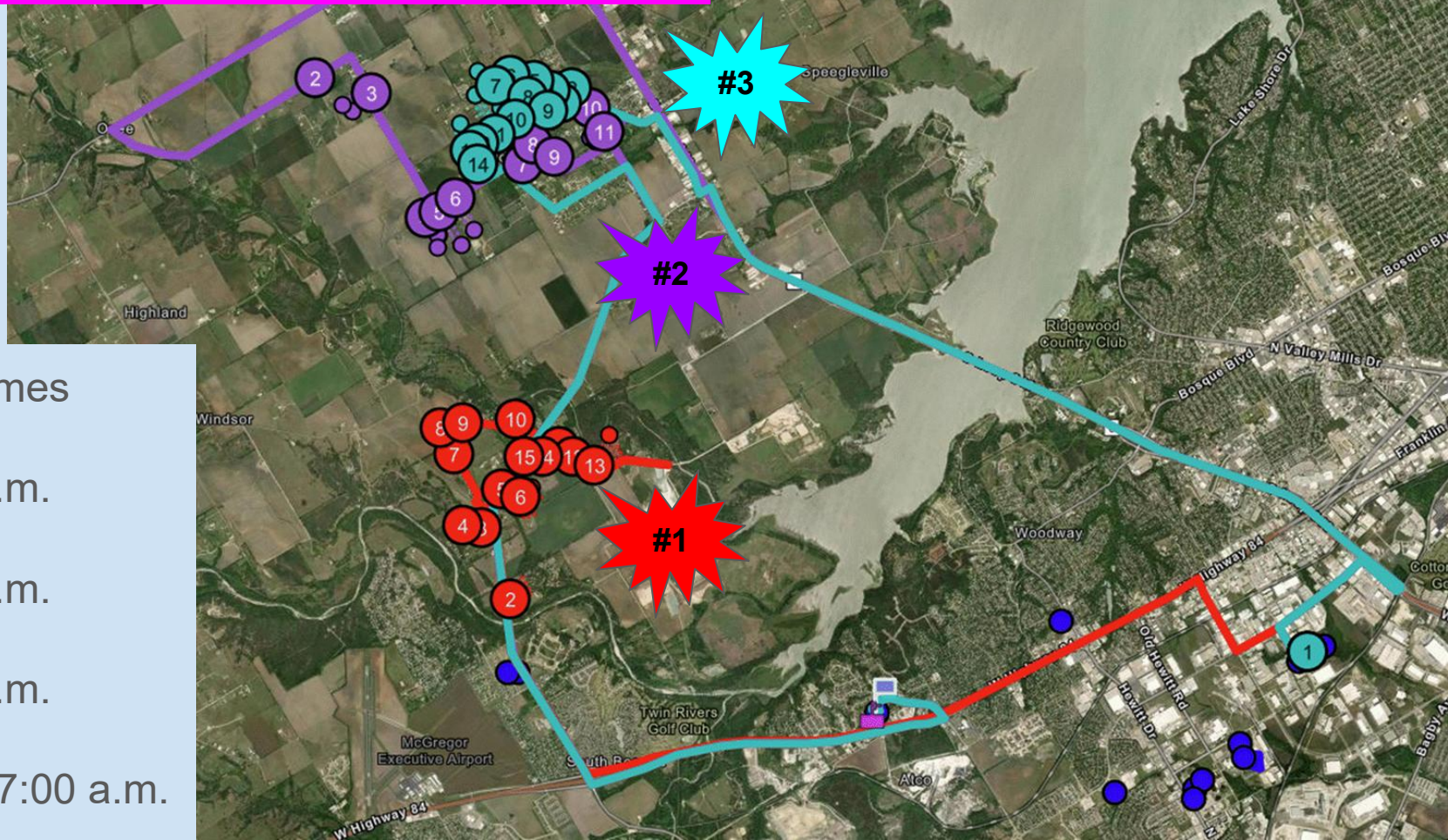

Pick-Up Times

1. 6:35 a.m.
2. 6:34 a.m.
3. 6:28 a.m.

Deliver by 7:00 a.m.

Route Time Scenarios - WWE

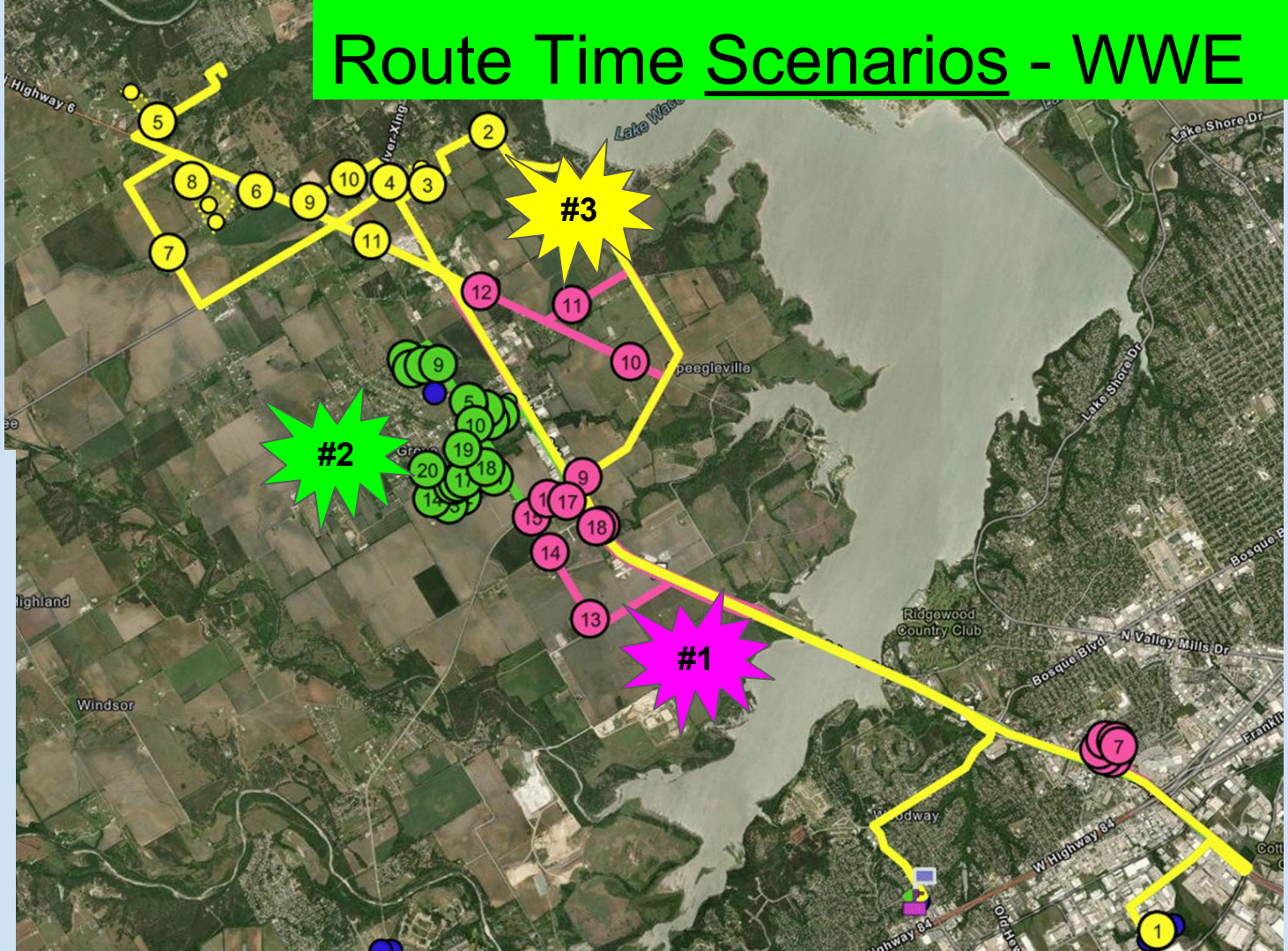

Pick-Up Times

1. 6:22 a.m.
2. 6:33 a.m.
3. 6:18 a.m.

Deliver by 7:00 a.m.

Review Some Key Data

South Bosque Elementary and Woodway Elementary Schools
Projections

SBE 2026-2027:

- Projected enrollment - 484
- Capacity - 600*

If SPE closed 2026-2027:

- SBE projected enrollment - 592

WWE 2026-2027:

- Projected enrollment - 494
- Capacity - 640

If SPE closed 2026-2027

- WWE projected enrollment - 604

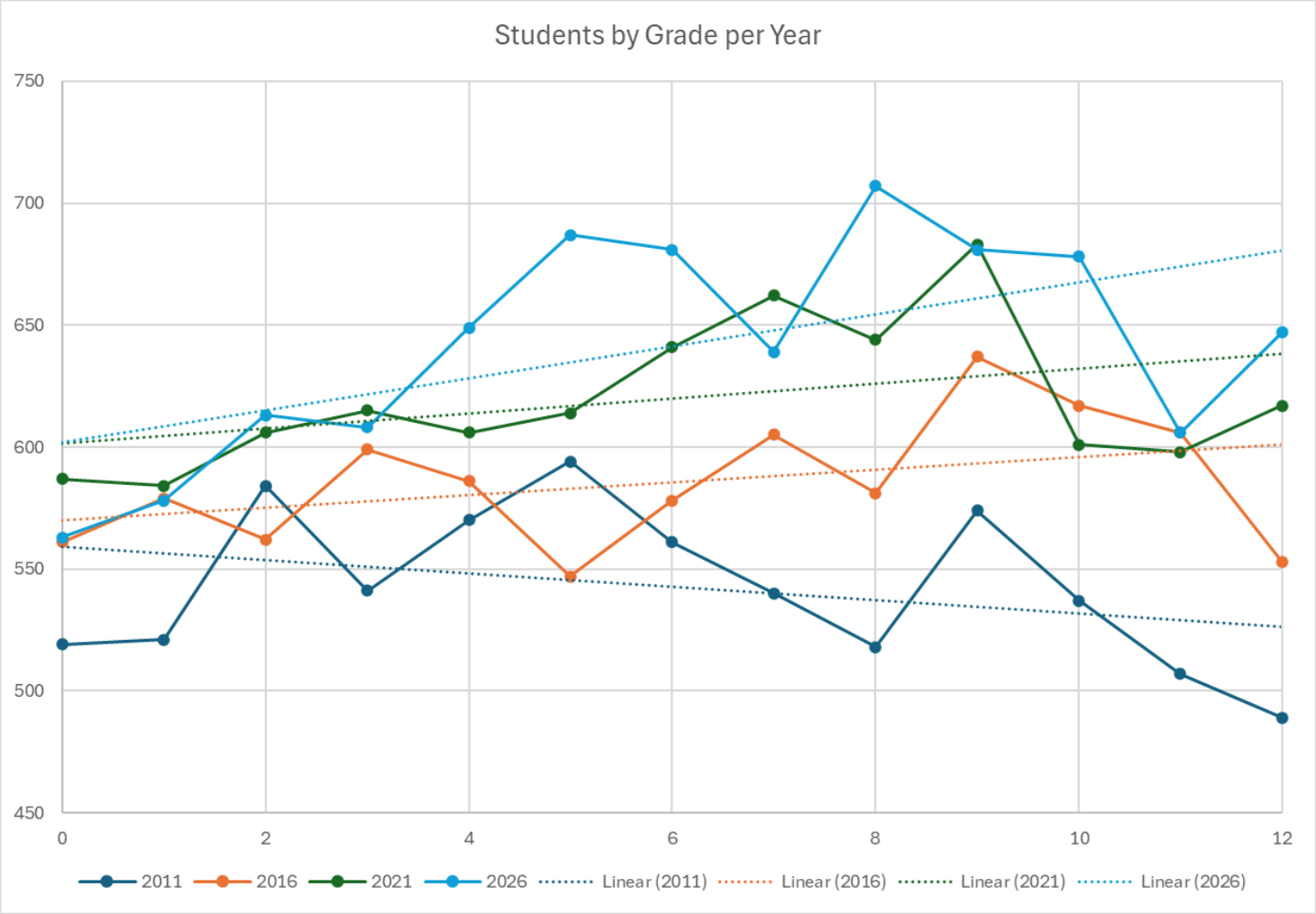

worldpopulationreview.com

2026-2027 Elementary Schools' K-5 Average Class Size Projections

Spring Valley: 20.3

Park Hill: 20.5

Castleman Creek: 20.5

Hewitt Elementary: 19.4

Chapel Park: 19.1

Woodway: 19.4

South Bosque: 20.6

MISD Elementaries: 20.0

Projected Cost Savings

Transportation Considerations

- 4 current routes
  - **$5,000** in additional fuel
- 2 additional routes
  - **$70,000** per year for drivers
  - **$15,000** per year for fuel/maintenance

Cost Savings

- Staff redundancy/redistribution = **$1,277,838**
- Building utility costs = **$58,000**
- **TOTAL NET SAVINGS: $1,245,838**

Transition Planning if Closed

- Faculty meeting at Speegleville: March 4, 2026*
- Clear and timely communication about 2026-2027 attendance zones and transportation
- Event to honor the people, time, and legacy of Speegleville Elementary School
- Events to “welcome” students and parents to SBE and WWE
- Personnel assignment process and implementation
- Events to “welcome” staff to SBE and WWE
- Communicate and coordinate staff relocation
- Determinations about the future of the facility

Questions