

**BOARD OF TRUSTEES
AGENDA**

<input type="checkbox"/> Workshop	<input checked="" type="checkbox"/> Regular	<input type="checkbox"/> Special
-----------------------------------	---	----------------------------------

- (A) Report Only Recognition

Presenter(s): ISMAEL MIJARES, DEPUTY SUPERINTENDENT FOR BUSINESS & FINANCE

Briefly describe the subject of the report or recognition presentation.

REVIEW INVESTMENT OFFICER'S ANNUAL REPORT OF INVESTMENT TRANSACTIONS FOR ALL FUNDS FOR THE QUARTER ENDED AUGUST 31, 2023.

- (B) Action Item

Presenter(s):

Briefly describe the action required.

- (C) **Funding source: Identify the source of funds if any are required.**

- (D) **Clarification: Explain any question or issues that might be raised regarding this item.**

THE ANNUAL INVESTMENT REPORT IS BEING PREPARED IN ACCORDANCE WITH BOARD POLICY CDA (LOCAL).



EAGLE PASS INDEPENDENT SCHOOL DISTRICT

TO: Samuel Mijares, Superintendent
FROM: Ismael Mijares
Deputy Superintendent for Business & Finance-Investment Officer
DATE: September 27, 2023
SUBJECT: ***ANNUAL INVESTMENT REPORT***

Attached is the District's Annual Investment Report in accordance with Board Policy CDA (Local). The Report includes statements for the period ending August 31, 2023. The following is a summary of the amounts invested in various accounts.

LONESTAR INVESTMENT POOL - CORPORATE OVERNIGHT PLUS FUND

ELEMENTARY FUND	123,781.81
GENERAL FUND	91,478,931.97
INTEREST & SINKING FUND	1,798,584.83
TOTAL:	<u>\$93,401,298.61</u>

The grand total of the District's investments on August 31, 2023 was \$93,401,298.61
The market value of these investments as of August 31, 2023 was \$93,401,683.36

The following yields earned on the District's investments should indicate the performance of the investments by comparing them to other indices.

<u>INVESTMENTS</u>	<u>AVERAGE 12-MONTH YIELD</u>	
	<u>2021-22</u>	<u>2022-23</u>
FIRST PUBLIC—LONE STAR INVESTMENT POOL - GOVERNMENT OVERNIGHT FUND	0.47%	4.17%
FIRST PUBLIC—LONE STAR INVESTMENT POOL - CORPORATE OVERNIGHT PLUS FUND	0.63%	4.51%

OTHER INDICES

<u>LONESTAR'S SOURCE</u>	<u>INDEX</u>	<u>RETURN</u>	
		<u>2021-22</u>	<u>2022-23</u>
STANDISH	30-DAY U.S. TREASURY BILL	0.51%	4.28%
STANDISH	90-DAY U.S. TREASURY BILL	0.76%	4.65%
STANDISH	6-MONTH U.S. TREASURY BILL	1.07%	4.88%
STANDISH	FEDERAL FUNDS	0.58%	4.38%

We will continue investing in the *First Public—Lone Star Investment Pool* for the 2023-24 school year.

Eagle Pass Independent School District

Schedule of Investments and Market Values August 31, 2023

LONESTAR INVESTMENT POOL - **CORPORATE OVERNIGHT PLUS FUND**:

Account	Investments 8/31/2022	12 mth. Avg. Annual Yield	Market Values 8/31/2022	Investments 8/31/2023	12 mth. Avg. Annual Yield	Market Values 8/31/2023
Elementary Fund	160,977.60	1.78%	160,972.16	123,781.81	4.58%	123,782.32
General Fund	90,370,088.71	1.78%	90,367,036.00	91,478,931.97	4.58%	91,479,308.80
Interest & Sinking Fund	1,305,708.97	1.78%	1,305,664.86	1,798,584.83	4.58%	1,798,592.24
TOTAL OF INVESTMENTS	\$91,836,775.28	1.78%	\$91,833,673.02	\$93,401,298.61	4.58%	\$93,401,683.36

OTHER YIELD AVERAGES:

	8/31/2022**	11/30/2022*	2/28/2023*	5/31/2023*	8/31/2023**
Lonestar Investment Pool-Corporate Overnight Plus Fund	1.78%	3.31%	4.58%	5.03%	4.58%
Wall Street Journal 91-Day US Treasury Bill	2.09%	3.63%	4.47%	4.91%	4.56%
Wall Street Journal 6-Month US Treasury Bill	2.62%	4.07%	4.67%	4.86%	4.71%
Cash in bank accounts	0.62%	1.43%	2.22%	2.45%	2.20%

* 3-Month Average

** 12-Month Average

NOTE:

Cash in bank accounts as of 8/31/23--\$10,744,572.46: Food Service Fund \$1,491,408.09; General Operating Fund \$9,181,163.05; AND I&S Fund \$72,001.32
Federal Deposit Insurance Corporation and Market Value of Pledged Amount: \$250,000 + \$16,144,002.00 = **\$16,394,002.00**

EAGLE PASS INDEPENDENT SCHOOL DISTRICT
Schedule of Investments and Interest Earned
For Quarter Ending August 31, 2023

Fund	Fund Code	Account Type	Investments	Interest Earned	Investments	Interest Earned
			Account Balance as of 08/31/2022	06/01/2022 to 8/31/2022	Account Balance as of 08/31/2023	06/01/2023 to 8/31/2023
Elementary Fund	865	Corporate Overnight Plus Fund	160,977.60	742.54	123,781.81	1,852.67
General Fund	199	Corporate Overnight Plus Fund	90,370,088.71	400,601.96	91,478,931.97	1,305,865.78
Interest & Sinking Fund	518	Corporate Overnight Plus Fund	1,305,708.97	13,740.66	1,798,584.83	43,695.81
		Total Invested/Interest Earned	<u>91,836,775.28</u>	<u>415,085.16</u>	<u>93,401,298.61</u>	<u>1,351,414.26</u>

Fund	Fund Code	Account Type	Investments	Interest Earned	Investments	Interest Earned
			Account Balance as of 08/31/2022	09/01/2021 to 8/31/2022	Account Balance as of 08/31/2023	09/01/2022 to 8/31/2023
Elementary Fund	865	Corporate Overnight Plus Fund	160,977.60	1,054.38	123,781.81	6,860.51
General Fund	199	Corporate Overnight Plus Fund	90,370,088.71	545,590.50	91,478,931.97	4,415,650.00
Interest & Sinking Fund	518	Corporate Overnight Plus Fund	1,305,708.97	20,765.49	1,798,584.83	137,355.86
		Total Invested/Interest Earned	<u>91,836,775.28</u>	<u>567,410.37</u>	<u>93,401,298.61</u>	<u>4,559,866.37</u>

EAGLE PASS INDEPENDENT SCHOOL DISTRICT
As of August 31, 2023
Cash in Bank Accounts

Food Service Fund		1,491,408.09
General Fund		
Tax Collections-Escrow Account	578,607.55	
Designated Purpose Fund	27,551.93	
Tax Collections-Credit Card/ACH Payments	2,020.27	
Payroll Fund	1,384,025.18	
Disbursement Fund	741,270.89	
Elementary Fund	409,276.54	
EPISD Non-Interest Bearing Account	0.00	
Health Insurance Fund	4,980,384.36	
General Operating	1,058,026.33	9,181,163.05
I & S Fund-Bond Series		72,001.32
	Total	10,744,572.46

* Federal Deposit Insurance Corporation	250,000.00
** Pledged Amount (LOC)	16,144,002.00
TOTAL	16,394,002.00
Amount Over/(Under) Pledged	5,649,429.54

* Federal Deposit Insurance Corporation (FDIC) amount provided by the U.S. government as collateral to insure deposits.

** Irrevocable Letter of Credit (ILOC) amount provided by Compass Bank as collateral to protect deposits as required by the Public Funds Investment Act. The ILOC issued by Compass Bank is held independently by the Federal Home Loan Bank of Atlanta and the school district is the only entity that is entitled to draw funds against it should the bank fail.

Checking Account Interest Rates			3-Month	12-Mo.
3-Month Avg	3-Month Avg	3-Month Avg	3-Month Avg	Average
Sep 22-Nov 22	Dec 22-Feb 23	Mar 23-May 23	Jun 23-Aug 23	
1.43%	2.22%	2.45%	2.71%	2.20%

CD Interest Rates 12-Month Average		
3-Month	6-Month	9-Month
N/A	N/A	N/A

PNC will evaluate each CD rate solicitation upon request.

PNC BANK
EAGLE PASS INDEPENDENT SCHOOL DISTRICT
DEPOSITORY CONTRACT
LIMITS

PLEGGED AMOUNT:

FDIC	\$	250,000.00
SECURITIES: Book Value		-
Market Value		-
Letter of credit (LOC)	\$	16,144,002.00

Total Collateral \$ 16,394,002.00

BANK ACCOUNT BALANCES AS OF: August 31, 2023

Designated Purpose Fund	4944656283	27,551.93	
Disbursement Fund	4944657868	741,270.89	
Elementary Fund	4944657876	409,276.54	
Tax Collections-Escrow Account	4942495711	578,607.55	
Food Service Fund	4944656291	1,491,408.09	
General Operating Fund	4944664734	1,058,026.33	
Health Insurance Fund	4943438815	4,980,384.36	
I&S Fund	4944657884	72,001.32	
Payroll Fund	4944657841	1,384,025.18	
Tax Collections-Credit Card/ACH	4944656662	2,020.27	
Certificates of Deposit		\$ -	
Total Checking Account Balances			\$ 10,744,572.46
Amount Over/(Under) Pledged			\$ 5,649,429.54

PNC BANK
EAGLE PASS INDEPENDENT SCHOOL DISTRICT
DEPOSITORY CONTRACT
LIMITS

PLEGGED AMOUNT:

FDIC	\$	250,000.00
SECURITIES: Book Value		-
Market Value		-
Letter of credit (LOC)	\$	13,777,940.54

Total Collateral \$ 14,027,940.54

BANK ACCOUNT BALANCES AS OF: August 31, 2022

Designated Purpose Fund	4944656283	179,343.94	
Disbursement Fund	4944657868	858,212.81	
Elementary Fund	4944657876	325,924.11	
Tax Collections-Escrow Account	4942495711	567,442.63	
Food Service Fund	4944656291	647,059.52	
General Operating Fund	4944664734	555,781.96	
Health Insurance Fund	4943438815	3,260,004.13	
I&S Fund	4944657884	23,585.22	
Payroll Fund	4944657841	1,831,657.57	
Tax Collections-Credit Card/ACH	4944656662	3,406.04	
Certificates of Deposit		\$ -	
Total Checking Account Balances			\$ 8,252,417.93
Amount Over/(Under) Pledged			\$ 5,775,522.61



Participant #: 159901

Lone Star™ 2023 4th Quarter
Investment Pool **Quarterly Statement**

Statement Period: 06/01/2023 to 08/31/2023

Ismael Mijares
Eagle Pass ISD
587 Madison St
Eagle Pass, Texas 78852



Summary of Portfolio Holdings

Account	Fund	Number of Shares	Price Per Share	Account Book Value (USD)	Account Market Value (USD)	% Port.
<i>Elementary Fund</i>	Corporate Overnight Plus Fund	123,781.81	1.00	123,781.81	123,782.32	0.13%
Totals:				123,781.81	123,782.32	

Account	Fund	Number of Shares	Price Per Share	Account Book Value (USD)	Account Market Value (USD)	% Port.
<i>General Fund</i>	Corporate Overnight Plus Fund	91,478,931.97	1.00	91,478,931.97	91,479,308.80	97.94%
Totals:				91,478,931.97	91,479,308.80	

Account	Fund	Number of Shares	Price Per Share	Account Book Value (USD)	Account Market Value (USD)	% Port.
<i>Interest & Sinking Fund</i>	Corporate Overnight Plus Fund	1,798,584.83	1.00	1,798,584.83	1,798,592.24	1.93%
Totals:				1,798,584.83	1,798,592.24	

Totals

Fund	Number of Shares	Price Per Share	Fund Balance (USD)	% Port.
Corporate Overnight Fund	0.00	1.00	0.00	0.00 %
Government Overnight Fund	0.00	1.00	0.00	0.00 %
Corporate Overnight Plus Fund	93,401,298.61	1.00	93,401,298.61	100.00 %
Total Value:			93,401,298.61	100.00 %

Portfolio Transactions

Elementary Fund - Corporate Overnight Plus Fund

Settle Date	Trade Type	Share Balance	Number of Shares	Price/Share	Amount (USD)
06/01/2023	Starting Balance	149,898.74			149,898.74
06/01/2023	Transfer Out	149,272.19	-626.55	1.00	-626.55
06/01/2023	Transfer Out	148,645.64	-626.55	1.00	-626.55
06/05/2023	Transfer Out	147,981.97	-663.67	1.00	-663.67
06/28/2023	Transfer Out	146,901.77	-1,080.20	1.00	-1,080.20



Elementary Fund - Corporate Overnight Plus Fund (Continued)

Settle Date	Trade Type	Share Balance	Number of Shares	Price/Share	Amount (USD)
06/30/2023	Interest	147,546.83	645.06	1.00	645.06
07/10/2023	Transfer Out	145,640.46	-1,906.37	1.00	-1,906.37
07/10/2023	Transfer Out	143,211.46	-2,429.00	1.00	-2,429.00
07/10/2023	Transfer Out	142,566.40	-645.06	1.00	-645.06
07/24/2023	Transfer Out	121,852.88	-20,713.52	1.00	-20,713.52
07/31/2023	Interest	122,484.39	631.51	1.00	631.51
08/01/2023	Transfer In	123,110.94	626.55	1.00	626.55
08/09/2023	Transfer Out	122,479.43	-631.51	1.00	-631.51
08/09/2023	Transfer In	122,579.16	99.73	1.00	99.73
08/30/2023	Transfer In	123,205.71	626.55	1.00	626.55
08/31/2023	Interest	123,781.81	576.10	1.00	576.10
08/31/2023	Ending Balance	123,781.81			123,781.81

General Fund - Corporate Overnight Plus Fund

Settle Date	Trade Type	Share Balance	Number of Shares	Price/Share	Amount (USD)
06/01/2023	Starting Balance	100,724,932.92			100,724,932.92
06/01/2023	Transfer In	100,725,559.47	626.55	1.00	626.55
06/01/2023	Transfer In	100,726,186.02	626.55	1.00	626.55
06/01/2023	Withdrawal	97,726,186.02	-3,000,000.00	1.00	-3,000,000.00
06/02/2023	Deposit	97,844,489.67	118,303.65	1.00	118,303.65
06/05/2023	Transfer In	97,845,153.34	663.67	1.00	663.67
06/05/2023	Withdrawal	97,726,849.69	-118,303.65	1.00	-118,303.65
06/07/2023	Withdrawal	94,726,849.69	-3,000,000.00	1.00	-3,000,000.00
06/07/2023	Vendor Payment Texas State Natural Gas, Inc.	94,722,032.69	-4,817.00	1.00	-4,817.00
06/12/2023	Withdrawal	93,522,032.69	-1,200,000.00	1.00	-1,200,000.00
06/14/2023	Vendor Payment Tristar Risk Management	93,509,590.31	-12,442.38	1.00	-12,442.38
06/20/2023	Withdrawal	91,909,590.31	-1,600,000.00	1.00	-1,600,000.00
06/21/2023	Vendor Payment Frontera Construction, LLC	91,809,750.05	-99,840.26	1.00	-99,840.26
06/21/2023	Vendor Payment Hellas Construction Inc.	91,614,054.42	-195,695.63	1.00	-195,695.63
06/21/2023	Withdrawal	88,614,054.42	-3,000,000.00	1.00	-3,000,000.00
06/21/2023	Vendor Payment Hellas Construction Inc.	88,515,881.42	-98,173.00	1.00	-98,173.00
06/21/2023	Vendor Payment Hellas Construction Inc.	88,515,244.92	-636.50	1.00	-636.50
06/22/2023	Withdrawal	87,115,244.92	-1,400,000.00	1.00	-1,400,000.00
06/23/2023	Deposit	97,519,824.92	10,404,580.00	1.00	10,404,580.00
06/23/2023	Vendor Payment HEB Grocery Company, LP	97,496,333.19	-23,491.73	1.00	-23,491.73
06/23/2023	Vendor Payment Tristar Risk Management	97,475,733.99	-20,599.20	1.00	-20,599.20
06/26/2023	Deposit	97,542,229.52	66,495.53	1.00	66,495.53
06/26/2023	Deposit	98,759,936.44	1,217,706.92	1.00	1,217,706.92
06/27/2023	Deposit	98,792,120.44	32,184.00	1.00	32,184.00
06/27/2023	Deposit	99,358,567.44	566,447.00	1.00	566,447.00
06/27/2023	Deposit	99,360,204.72	1,637.28	1.00	1,637.28
06/27/2023	Deposit	99,501,499.72	141,295.00	1.00	141,295.00
06/27/2023	Deposit	99,617,020.49	115,520.77	1.00	115,520.77
06/27/2023	Deposit	100,816,908.02	1,199,887.53	1.00	1,199,887.53
06/27/2023	Deposit	102,359,807.96	1,542,899.94	1.00	1,542,899.94
06/27/2023	Deposit	102,557,563.52	197,755.56	1.00	197,755.56
06/27/2023	Deposit	102,649,388.06	91,824.54	1.00	91,824.54



General Fund - Corporate Overnight Plus Fund (Continued)

Settle Date	Trade Type	Share Balance	Number of Shares	Price/Share	Amount (USD)
06/27/2023	Withdrawal	102,605,686.02	-43,702.04	1.00	-43,702.04
06/27/2023	Withdrawal	101,321,483.57	-1,284,202.45	1.00	-1,284,202.45
06/28/2023	Deposit	102,566,483.57	1,245,000.00	1.00	1,245,000.00
06/28/2023	Transfer In	102,567,563.77	1,080.20	1.00	1,080.20
06/28/2023	Withdrawal	100,221,012.09	-2,346,551.68	1.00	-2,346,551.68
06/30/2023	Interest	100,637,974.24	416,962.15	1.00	416,962.15
07/05/2023	Deposit	100,638,642.49	668.25	1.00	668.25
07/05/2023	Withdrawal	97,138,642.49	-3,500,000.00	1.00	-3,500,000.00
07/07/2023	Deposit	97,141,309.16	2,666.67	1.00	2,666.67
07/10/2023	Transfer In	97,143,215.53	1,906.37	1.00	1,906.37
07/10/2023	Transfer In	97,143,860.59	645.06	1.00	645.06
07/10/2023	Transfer In	97,146,289.59	2,429.00	1.00	2,429.00
07/10/2023	Withdrawal	97,143,622.92	-2,666.67	1.00	-2,666.67
07/10/2023	Withdrawal	95,600,722.98	-1,542,899.94	1.00	-1,542,899.94
07/11/2023	Deposit	96,889,195.90	1,288,472.92	1.00	1,288,472.92
07/11/2023	Vendor Payment Texas State Natural Gas, Inc.	96,884,739.23	-4,456.67	1.00	-4,456.67
07/14/2023	Vendor Payment Hellas Construction Inc.	96,805,511.13	-79,228.10	1.00	-79,228.10
07/14/2023	Vendor Payment Frontera Construction, LLC	96,743,875.48	-61,635.65	1.00	-61,635.65
07/14/2023	Vendor Payment Hellas Construction Inc.	96,534,939.60	-208,935.88	1.00	-208,935.88
07/14/2023	Vendor Payment Hellas Construction Inc.	96,272,148.70	-262,790.90	1.00	-262,790.90
07/18/2023	Deposit	96,341,275.45	69,126.75	1.00	69,126.75
07/18/2023	Withdrawal	95,241,275.45	-1,100,000.00	1.00	-1,100,000.00
07/19/2023	Vendor Payment Tristar Risk Management	95,234,546.38	-6,729.07	1.00	-6,729.07
07/19/2023	Withdrawal	90,834,546.38	-4,400,000.00	1.00	-4,400,000.00
07/20/2023	Vendor Payment HEB Grocery Company, LP	90,833,403.07	-1,143.31	1.00	-1,143.31
07/24/2023	Transfer In	90,854,116.59	20,713.52	1.00	20,713.52
07/24/2023	Vendor Payment Hellas Construction Inc.	90,843,815.03	-10,301.56	1.00	-10,301.56
07/25/2023	Deposit	100,860,383.03	10,016,568.00	1.00	10,016,568.00
07/25/2023	Withdrawal	100,791,256.28	-69,126.75	1.00	-69,126.75
07/26/2023	Withdrawal	100,771,470.14	-19,786.14	1.00	-19,786.14
07/27/2023	Withdrawal	99,591,470.14	-1,180,000.00	1.00	-1,180,000.00
07/31/2023	Interest	100,032,354.67	440,884.53	1.00	440,884.53
08/01/2023	Deposit	100,045,922.63	13,567.96	1.00	13,567.96
08/01/2023	Transfer Out	100,045,296.08	-626.55	1.00	-626.55
08/01/2023	Withdrawal	98,756,823.16	-1,288,472.92	1.00	-1,288,472.92
08/01/2023	Withdrawal	98,245,817.16	-511,006.00	1.00	-511,006.00
08/01/2023	Withdrawal	98,245,148.91	-668.25	1.00	-668.25
08/02/2023	Vendor Payment Tristar Risk Management	98,231,927.37	-13,221.54	1.00	-13,221.54
08/08/2023	Withdrawal	96,231,927.37	-2,000,000.00	1.00	-2,000,000.00
08/09/2023	Transfer Out	96,231,827.64	-99.73	1.00	-99.73
08/09/2023	Transfer In	96,232,459.15	631.51	1.00	631.51
08/10/2023	Deposit	97,554,813.31	1,322,354.16	1.00	1,322,354.16
08/10/2023	Deposit	98,132,749.16	577,935.85	1.00	577,935.85
08/10/2023	Deposit	98,197,216.93	64,467.77	1.00	64,467.77
08/10/2023	Deposit	98,507,724.91	310,507.98	1.00	310,507.98
08/10/2023	Deposit	98,589,506.48	81,781.57	1.00	81,781.57
08/10/2023	Deposit	98,594,632.39	5,125.91	1.00	5,125.91



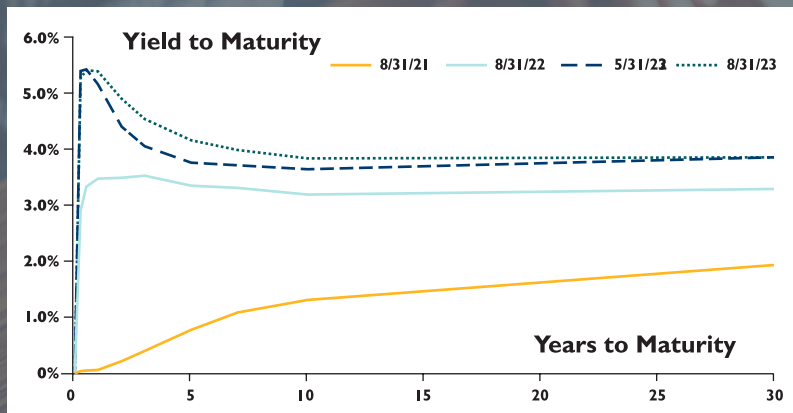
General Fund - Corporate Overnight Plus Fund (Continued)

Settle Date	Trade Type	Share Balance	Number of Shares	Price/Share	Amount (USD)
08/10/2023	Vendor Payment Tristar Risk Management	98,589,805.85	-4,826.54	1.00	-4,826.54
08/10/2023	Vendor Payment HEB Grocery Company, LP	98,589,166.25	-639.60	1.00	-639.60
08/10/2023	Withdrawal	98,575,598.29	-13,567.96	1.00	-13,567.96
08/10/2023	Withdrawal	96,213,425.05	-2,362,173.24	1.00	-2,362,173.24
08/10/2023	Vendor Payment Texas State Natural Gas, Inc.	96,210,907.02	-2,518.03	1.00	-2,518.03
08/11/2023	Deposit	99,282,661.34	3,071,754.32	1.00	3,071,754.32
08/11/2023	Vendor Payment Hellas Construction Inc.	99,281,483.34	-1,178.00	1.00	-1,178.00
08/11/2023	Withdrawal	96,209,729.02	-3,071,754.32	1.00	-3,071,754.32
08/11/2023	Vendor Payment Hellas Construction Inc.	96,196,965.52	-12,763.50	1.00	-12,763.50
08/11/2023	Vendor Payment Hellas Construction Inc.	95,966,453.01	-230,512.51	1.00	-230,512.51
08/11/2023	Vendor Payment Hellas Construction Inc.	95,684,572.81	-281,880.20	1.00	-281,880.20
08/14/2023	Deposit	95,762,243.40	77,670.59	1.00	77,670.59
08/14/2023	Deposit	95,910,761.60	148,518.20	1.00	148,518.20
08/14/2023	Deposit	96,910,761.60	1,000,000.00	1.00	1,000,000.00
08/14/2023	Withdrawal	96,684,572.81	-226,188.79	1.00	-226,188.79
08/17/2023	Vendor Payment Frontera Construction, LLC	96,592,882.09	-91,690.72	1.00	-91,690.72
08/18/2023	Vendor Payment TASB Risk Management Fund	96,582,693.67	-10,188.42	1.00	-10,188.42
08/23/2023	Withdrawal	92,582,693.67	-4,000,000.00	1.00	-4,000,000.00
08/23/2023	Vendor Payment Davis Powell Architecture	92,509,893.67	-72,800.00	1.00	-72,800.00
08/23/2023	Vendor Payment Tristar Risk Management	92,498,826.01	-11,067.66	1.00	-11,067.66
08/25/2023	Deposit	92,574,823.01	75,997.00	1.00	75,997.00
08/25/2023	Withdrawal	92,531,539.42	-43,283.59	1.00	-43,283.59
08/28/2023	Withdrawal	91,031,539.42	-1,500,000.00	1.00	-1,500,000.00
08/29/2023	Deposit	91,131,539.42	100,000.00	1.00	100,000.00
08/29/2023	Withdrawal	91,031,539.42	-100,000.00	1.00	-100,000.00
08/30/2023	Deposit	91,037,632.95	6,093.53	1.00	6,093.53
08/30/2023	Transfer Out	91,037,006.40	-626.55	1.00	-626.55
08/30/2023	Withdrawal	91,030,912.87	-6,093.53	1.00	-6,093.53
08/31/2023	Interest	91,478,931.97	448,019.10	1.00	448,019.10
08/31/2023	Ending Balance	91,478,931.97			91,478,931.97

Interest & Sinking Fund - Corporate Overnight Plus Fund

Settle Date	Trade Type	Share Balance	Number of Shares	Price/Share	Amount (USD)
06/01/2023	Starting Balance	3,866,364.02			3,866,364.02
06/28/2023	Deposit	4,015,364.02	149,000.00	1.00	149,000.00
06/30/2023	Interest	4,032,285.70	16,921.68	1.00	16,921.68
07/31/2023	Interest	4,050,658.47	18,372.77	1.00	18,372.77
08/01/2023	Withdrawal	1,790,183.47	-2,260,475.00	1.00	-2,260,475.00
08/31/2023	Interest	1,798,584.83	8,401.36	1.00	8,401.36
08/31/2023	Ending Balance	1,798,584.83			1,798,584.83

Quarterly Position Report August 31, 2023

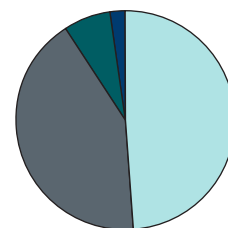


Yields on U.S. Treasury bonds rose during the three-month period ending August 31 with the 3-year note leading the way with an increase of 50 basis points. The U.S. equity markets continued to rally as the SP 500 index rose by nearly 8%. The Federal Reserve (Fed) did not raise the target rate at the June Federal Open Market Committee (FOMC) meeting; it was the first meeting that the target rate was not increased since January 2022. Many considered it a "hawkish pause" as the members indicated that this was not the end of the tightening cycle. The Fed then raised the target rate by 0.25% to a range of 5.25-5.50% at the July 26 FOMC meeting. Inflation has continued to fall from the 9% levels experienced last year, but it remains above the Fed's target. The labor market has continued to be resilient, but some cracks in the jobs market have emerged recently. The JOLTS (Job Openings and Labor Turnover Survey) was weaker than expected. The unemployment rate rose by 0.3% to 3.8% in August; however, part of that increase was due to a rise in the labor force participation rate. The market has discounted a future rate hike, despite the Fed indicating that they will raise the target if needed. The next FOMC meeting is September 19-20.

Government Overnight Fund Duration 0.04853

	Participant Assets	Market Value
Beginning of Quarter Balance	6,000,027,318.30	6,000,177,654.62
Deposits	2,807,775,821.65	
Withdrawals	(3,291,173,340.67)	
End of Quarter Balance	5,516,629,799.28	5,516,603,160.69

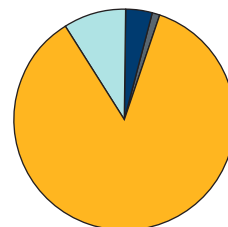
Cash/Repo	49%
Agencies	42%
Treasuries	7%
MM Funds	2%



Corporate Overnight Fund Duration 0.18686

	Participant Assets	Market Value
Beginning of Quarter Balance	3,790,583,394.49	3,790,050,939.71
Deposits	1,594,173,164.98	
Withdrawals	(1,938,473,988.60)	
End of Quarter Balance	3,446,282,570.87	3,446,295,110.04

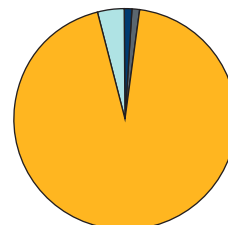
Commercial Paper	86%
Cash/Repo	9%
MM Funds	4%
Agencies	1%



Corporate Overnight Plus Fund Duration 0.22885

	Participant Assets	Market Value
Beginning of Quarter Balance	10,779,699,878.61	10,778,009,324.33
Deposits	5,120,787,781.20	
Withdrawals	(6,222,371,964.21)	
End of Quarter Balance	9,678,115,695.60	9,678,155,562.27

Commercial Paper	94%
Cash/Repo	4%
MM Funds	1%
Agencies	1%



Returns

	June		July		August	
	Average Rate	7-day SEC Yield	Average Rate	7-day SEC Yield	Average Rate	7-day SEC Yield
Govt Overnight Fund	5.08%	5.10%	5.12%	5.23%	5.30%	5.31%
Corp Overnight Fund	5.27%	5.29%	5.31%	5.39%	5.49%	5.51%
Corp Overnight Plus Fund	5.30%	5.35%	5.37%	5.43%	5.53%	5.55%

William Mastrodicasa
William Mastrodicasa

Lone Star Investment Pool Investment Officers

Tammy Davis
Tammy Davis



Important Information about this statement

Please review this statement carefully, it is the official record of your account with Lone Star Investment Pool and First Public, LLC. If you disagree with any transaction, or if there are any errors or omissions in this statement please notify us promptly in writing, but no later than 10 business days after receipt of this statement. Trades pending settlement will not appear on this statement. All such trades will appear in the next monthly statement. The yield for the period is an annualized rate that reflects the relationship between the average amount of income earned and the average daily balance for the account. Please notify First Public promptly and in writing of any changes of address or phone number. Times of transactions will be furnished upon written request. The Lone Star Investment Pool Information Statement should be read carefully before investing. Investors should consider the investment objectives, risks, charges and expenses associated with municipal fund securities before investing. All transactions are no load. No remuneration has, or will be, paid to any entity in connection with this transaction. An investor may obtain an Information Statement by contacting First Public at the address and phone number identified above. An investment in Lone Star investment Pool is not insured or guaranteed by the Federal Deposit Insurance Corporation ("FDIC") or any other government agency and although Lone Star Investment Pool seeks to preserve the value of the investment at a fixed share price, it is possible to lose money by investing in municipal fund securities.