



Consider Proposal to Adjust Attendance Zones for the Collection at Boerne

Board of Trustees

February 24, 2025

Purpose

- Revisit demographic report
- Consider proposal to adjust the feeder pattern for the new development: Collection at Boerne
- Discuss next steps

Demographic Report: Secondary Campuses

	Capacity	Current	2025-26	2026-27	2027-28	2028-29	2029-30	2030-31	2031-32	2032-33	2033-34
Boerne North	1,000	867	935	963	1,070	1,123	1,180	1,165	1,173	1,260	1,369
Boerne South	1,200	913	1,031	1,088	1,265	1,400	1,465	1,474	1,471	1,579	1,703
Voss MS	1,200	765	801	777	832	850	907	917	911	962	1,015
Boerne HS	1,900	1,517	1,544	1,623	1,662	1,787	1,825	1,941	2,089	2,146	2,252
Champion HS	2,600	2,099	2,133	2,324	2,417	2,621	2,792	2,984	3,344	3,512	3,690

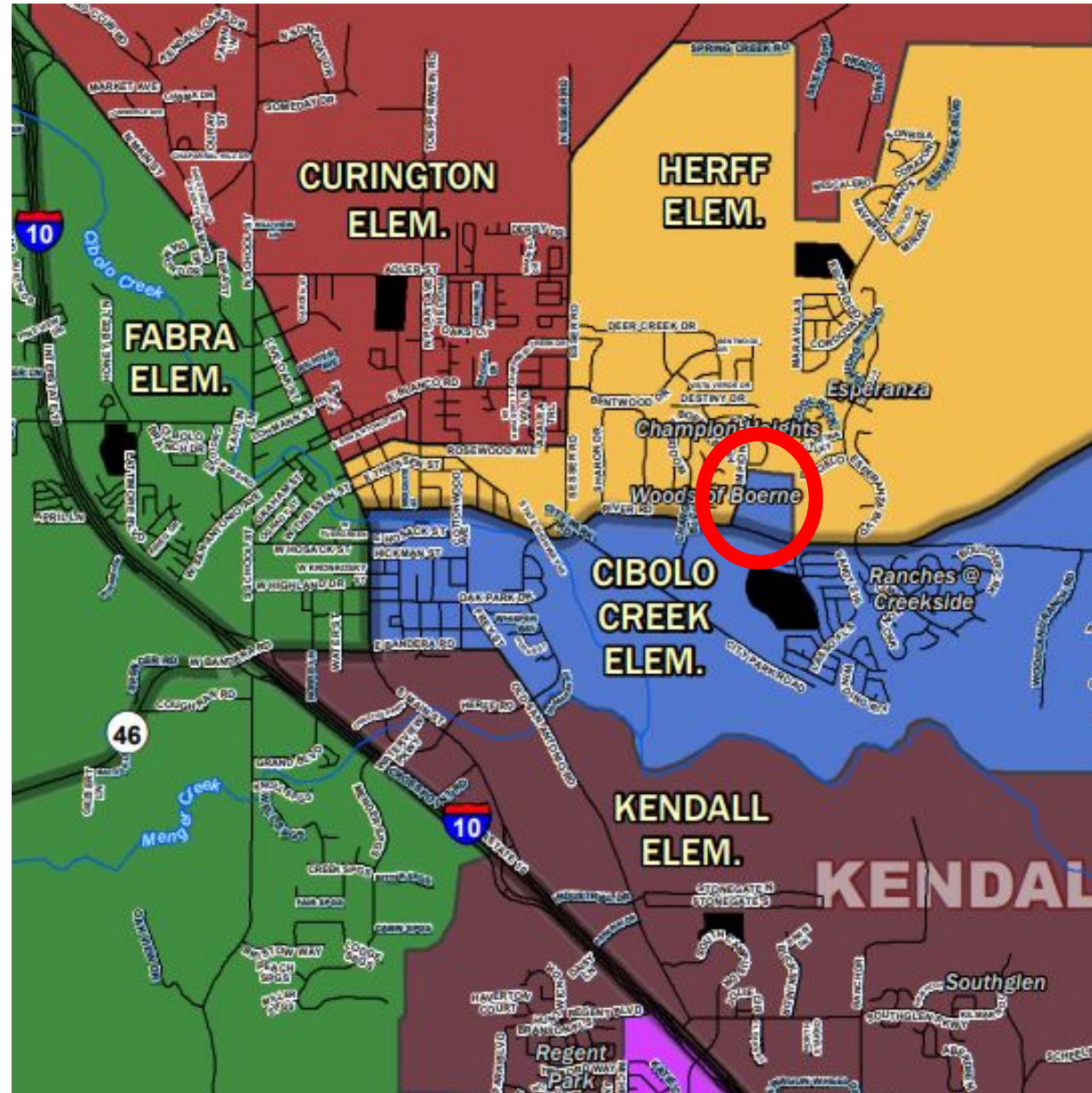
Light Blue highlights = resident student population exceeds 100% of capacity

Purple highlights = resident student population exceeds 120% of capacity

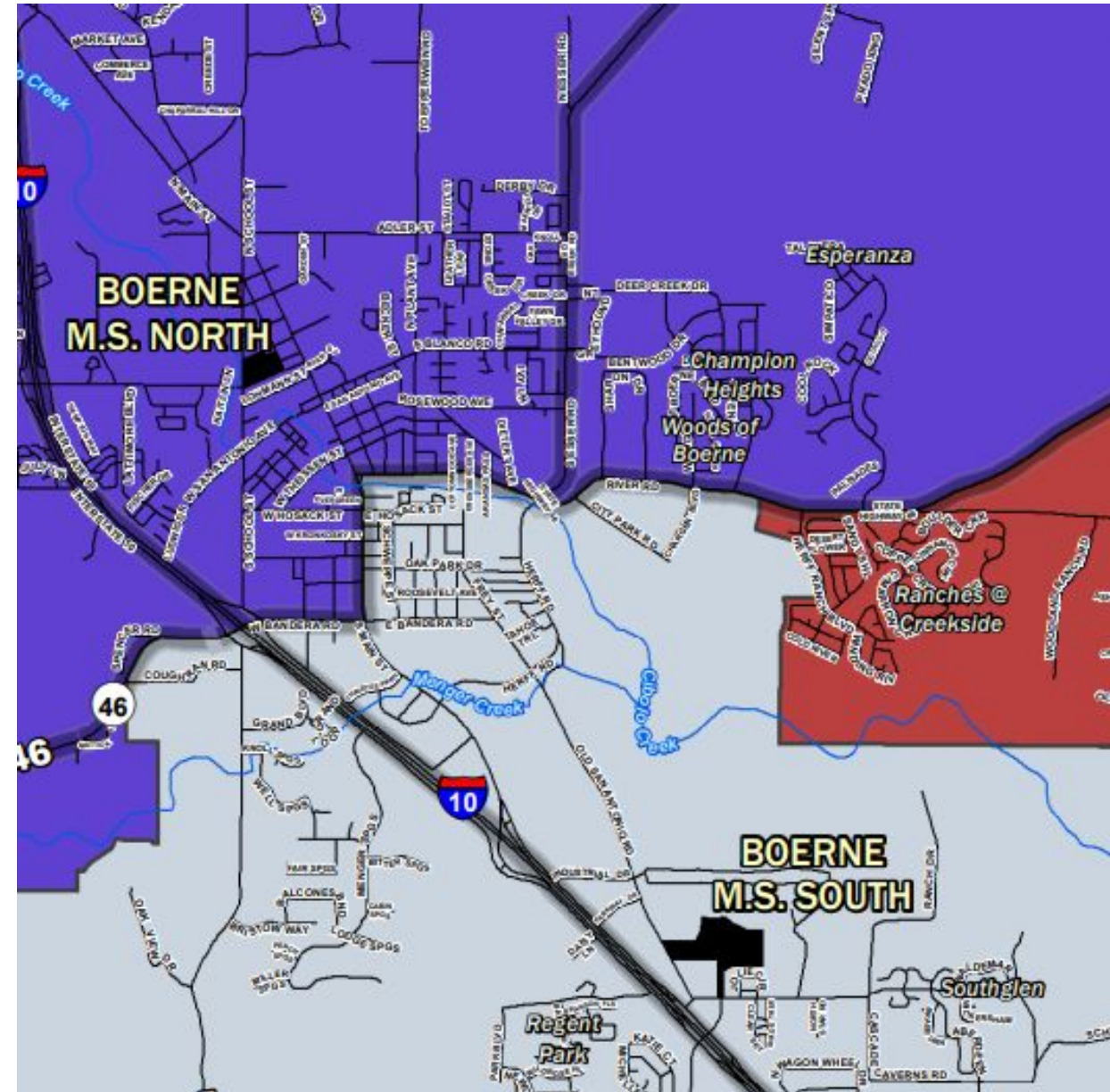
Source: Population and Survey Analysts,
Demographic Update, Moderate Model,
January 2025

Collection at Boerne: Current Attendance Zones

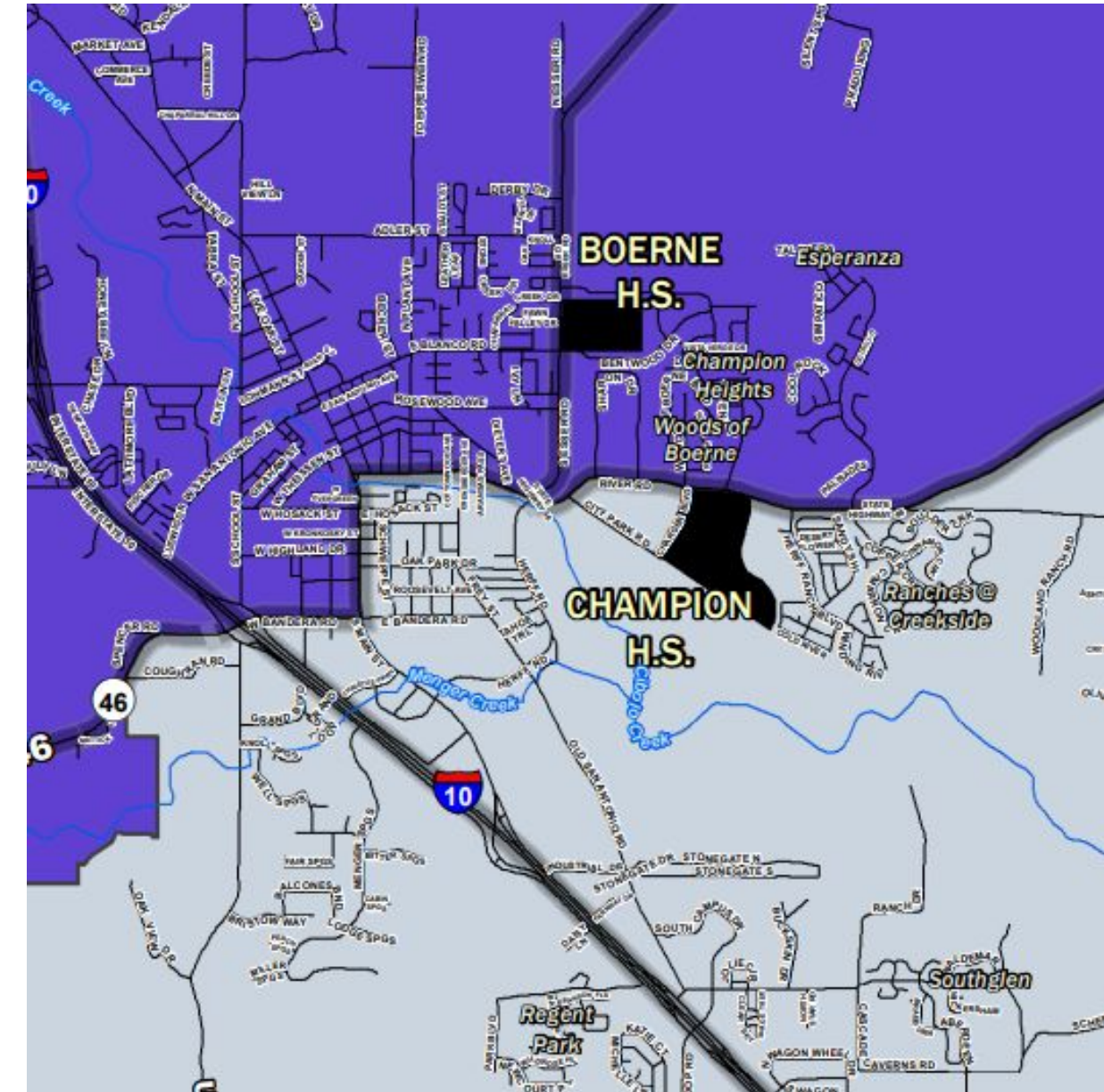
Elementary Schools



Middle Schools



High Schools



Potential Enrollment Impact



	Capacity	Current	2025-26	2026-27	2027-28	2028-29	2029-30	2030-31	2031-32	2032-33	2033-34
Collection at Boerne	214 Units	Under Development	40 units 12 students	100 units 29 students	180 units 52 students	214 units 62 students	214 units 62 students	214 units 62 students	214 units 62 students	214 units 62 students	214 units 62 students

Source: Population and Survey Analysts,
Demographic Update, Moderate Model,
January 2025

Next Steps

- Follow up with the Collection at Boerne development to communicate the change.
- Update district website and software systems (Skyward, Transfinder) to reflect the change.
- Follow up with campus leadership teams to communicate the change.

**WE ARE
ISD
BOERNE**

Discussion