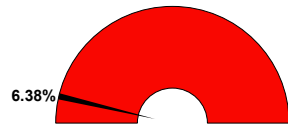


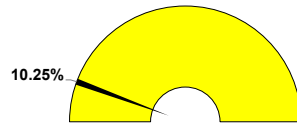
General Fund | Revenue Dashboard

For the Period Ending August 31, 2020

Projected Year End Fund Balance as % of Budgeted Revenues

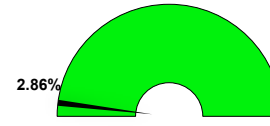


Actual YTD Revenues




Projected YTD Revenues
0.00%

Actual YTD Local Sources



Projected YTD Local Sources
71.13%

Actual YTD State Sources



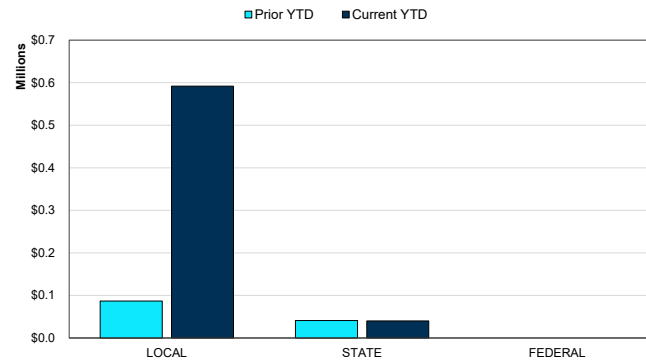
Projected YTD State Sources
14.49%

Top 10 Sources of Revenue Year-to-Date

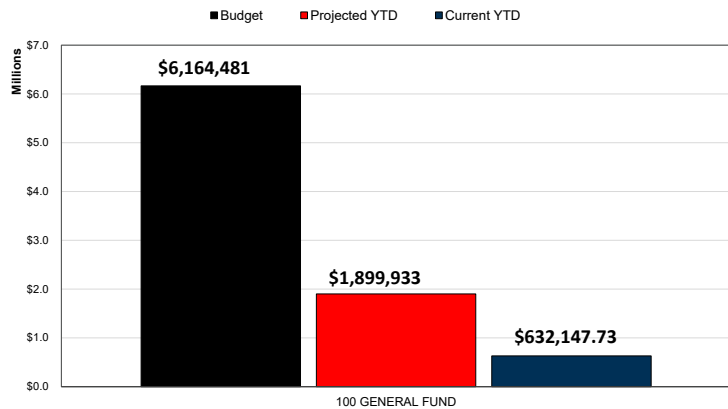
Insurance Recovery	\$535,306
Trs/Trs Care On-Behalf Payment	\$40,162
Taxes, Current Year Levy	\$23,785
Taxes, Prior Years	\$22,291
Penalties-Interest-Oth Tax Rev	\$7,954
Rent	\$3,200
Earnings Temp Deposits/Invest	\$817
Other Revenues From Local	\$131
Per Capita Apportionment	\$1

Percent of Total Revenues YTD **100.24%**

Revenue by Source



Revenue Comparison



Revenue by Source

