

MAHTOMEDI PUBLIC SCHOOLS
Independent School District 832

2018 PAYABLE 2019
PROPERTY TAX HEARING

For the school year
July 1, 2019 – June 30, 2020
Presented on December 13, 2018
Bill Menozzi, Director of Business Services



REQUIREMENTS OF THE TRUTH IN TAXATION HEARING

- The 2018 Pay 2019 Proposed Property Tax Levy
 - Proposed Change
 - Specific Reasons for Proposed Change
- Current Year Budget
 - Distribution of Revenues by Revenue Source
 - Spending by Program Area
- Public Comment and Questions

2018 PAY 2019 LEVY

INFORMATION

**MAHTOMEDI PUBLIC SCHOOLS
GROSS LEVY COMPARISON
ALL FUNDS**

	ACTUAL 2017 PAY 2018	PRELIMINARY 2018 PAY 2019	PROPOSED 2018 PAY 2019	DOLLAR DIFFERENCE
				Total % Increase= 7.99%
GENERAL FUND	8,335,610	8,413,068	9,358,070	1,022,459
COMMUNITY EDUCATION	273,845	306,908	306,908	33,063
GENERAL DEBT SERVICE	4,694,823	4,726,602	4,726,602	31,779
OPEB DEBT SERVICE	320,806	322,477	322,477	1,671
TOTAL PROPOSED TAX LEVY	13,625,085	13,769,055	14,714,057	1,088,972



**MAHTOMEDI PUBLIC SCHOOLS
GENERAL FUND
GROSS LEVY COMPARISON**

				Total % Increase= 12.27%
	ACTUAL	PRELIMINARY	PROPOSED	DOLLAR
	2017 PAY 2018	2018 PAY 2019	2018 PAY 2019	DIFFERENCE
Referendum Levies	3,641,624	3,641,228	4,641,731	1,000,107
Local Optional	1,526,748	1,506,048	1,506,048	-20,700
Reemployment Levy	14,216	14	14	-14,202
Capital Project Ref Alternative Teacher Compensation	634,629	675,094	675,094	40,465
Safe Schools	292,896	315,330	315,330	22,434
Abatements	130,047	128,023	128,023	-2,024
Operating Capital	1,806	9,686	9,686	7,880
Transition Levy	211,355	248,921	248,921	37,566
Equity Levy	20,993	20,673	20,673	-320
Building Lease Levies	454,858	449,210	393,709	-61,149
Integration Levy	345,824	353,114	353,114	7,290
Career Technical Levy	95,078	104,054	104,054	8,976
Safe Schools Intermediate	39,154	40,875	40,875	1,721
OPEB Deferred Maintenance	54,203	53,474	53,474	-729
LTFM Revenue	16,238	-16,238	-16,238	-32,476
TOTAL GROSS LEVY	-372	0	0	372
	856,314	883,561	883,561	27,247
	8,335,611	8,413,068	9,358,070	1,022,458



**MAHTOMEDI PUBLIC SCHOOLS
COMMUNITY EDUCATION
GROSS LEVY COMPARISON**

Total % Decrease = 12.07%

	ACTUAL	PROPOSED	DOLLAR
	2017 PAY 2018	2018 PAY 2019	DIFFERENCE
Basic Community Ed. Levy	107,977	107,977	0
Early Childhood Levy	74,875	75,086	211
Abatements	1	285	284
School Age Care Levy	88,853	121,306	32,453
Home Visit Levy	794	909	115
Adults w/ Disabilities	1,345	1,345	0
TOTAL GROSS LEVY	273,845	306,908	33,063

MAHTOMEDI PUBLIC SCHOOLS

DEBT SERVICE

GROSS LEVY COMPARISON

Total % Decrease =	0.68%
---------------------------	--------------

	ACTUAL 2017 PAY 2018	PROPOSED 2018 PAY 2019	DOLLAR DIFFERENCE
Debt Service	3,981,587	3,948,439	-33,148
LT Facilities Debt Service	713,236	778,163	64,927
TOTAL GROSS LEVY	4,694,823	4,726,602	31,779

MAHTOMEDI PUBLIC SCHOOLS

OPEB DEBT SERVICE

GROSS LEVY COMPARISON

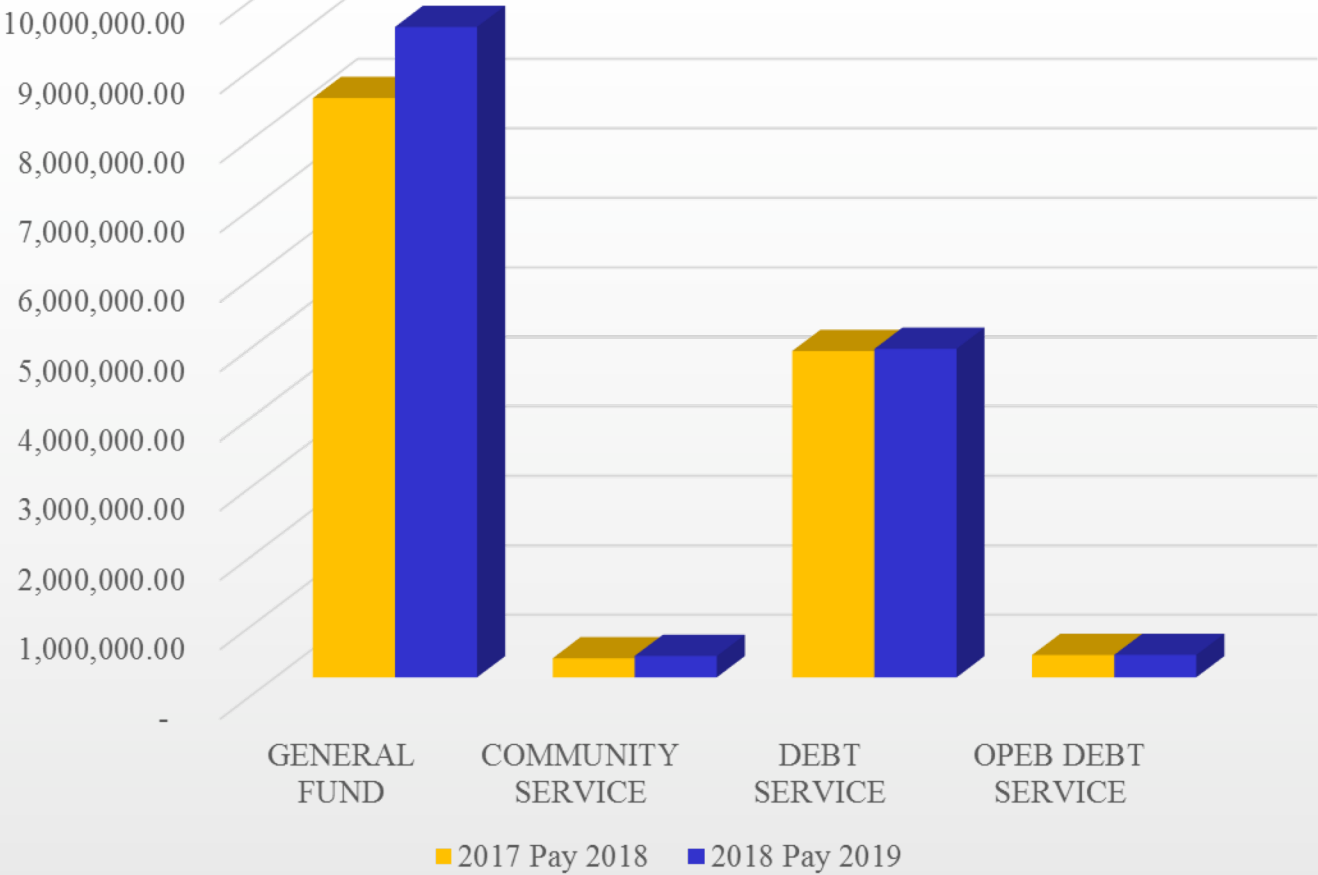
Total % Decrease =	0.52%
---------------------------	--------------

	ACTUAL 2017 PAY 2018	PROPOSED 2018 PAY 2019	DOLLAR DIFFERENCE
TOTAL OPEB GROSS LEVY	320,806	322,477	1,671



MAHTOMEDI PUBLIC SCHOOLS PAY 2018 VERSUS PAY 2019 SCHOOL LEVY COMPARISON

Total Pay 2018 Levy = \$13,625,084.83
Total Pay 2019 Levy = \$14,714,057.31



SCHOOL DISTRICT BUDGET

**CURRENT SCHOOL YEAR
2018-2019**

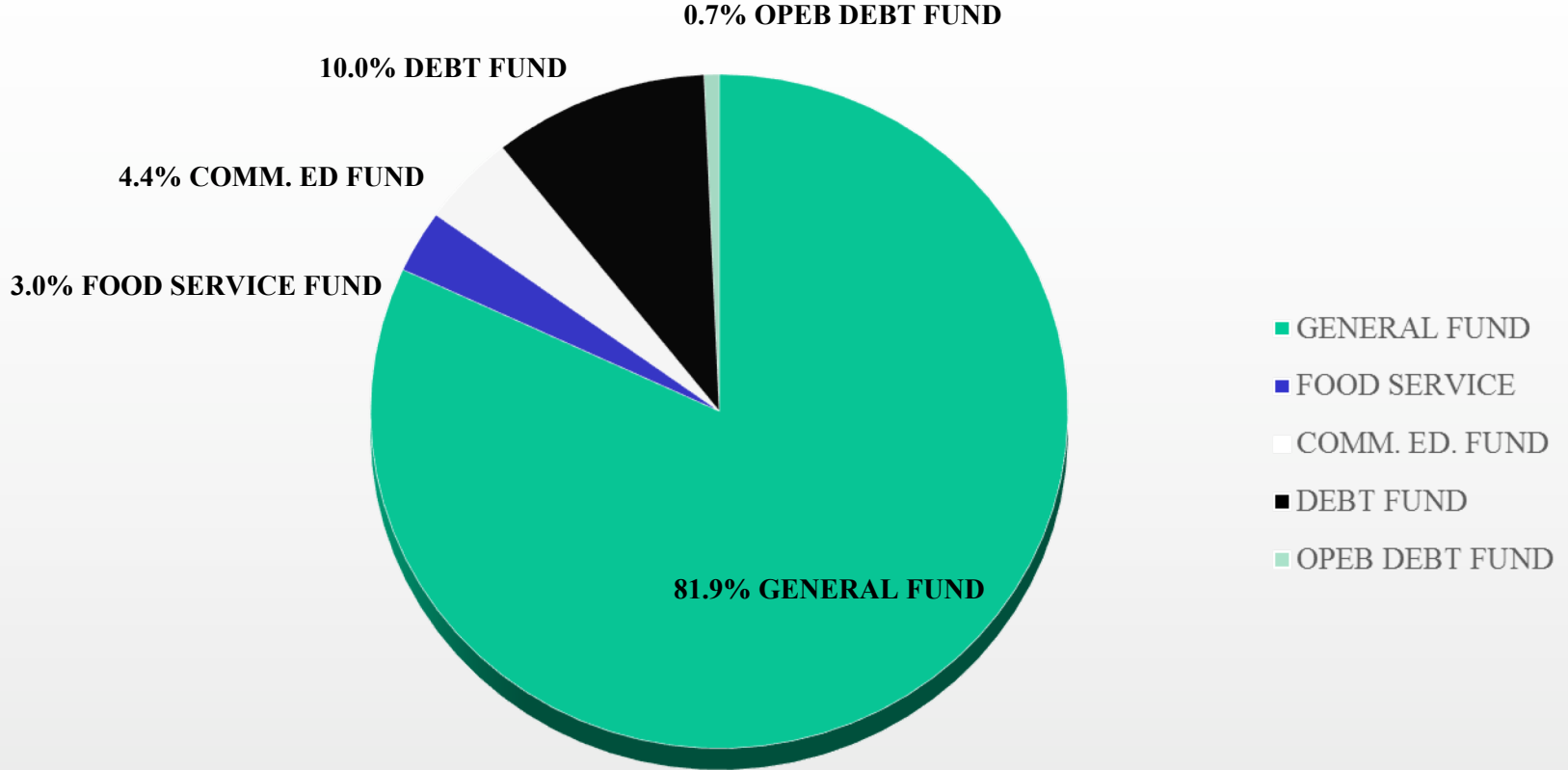
**MAHTOMEDI PUBLIC SCHOOLS
FISCAL YEAR 2018-2019
PRELIMINARY COMPOSITE BUDGET**

REVENUES						
	GENERAL FUND	FOOD SERV. FUND	COMM. ED. FUND	DEBT FUND	OPEB DEBT FUND	TOTALS
Levy	8,455,297	0	306,805	4,785,000	331,000	13,878,102
State Aid	28,761,174	52,500	88,677	18,500	250	28,921,101
Federal Aid	832,000	338,000	0	0	0	1,170,000
Misc. Local Revenue	1,455,081	1,066,800	1,741,171	15,000	0	4,278,052
TOTALS	39,503,552	1,457,300	2,136,653	4,818,500	331,250	48,247,255

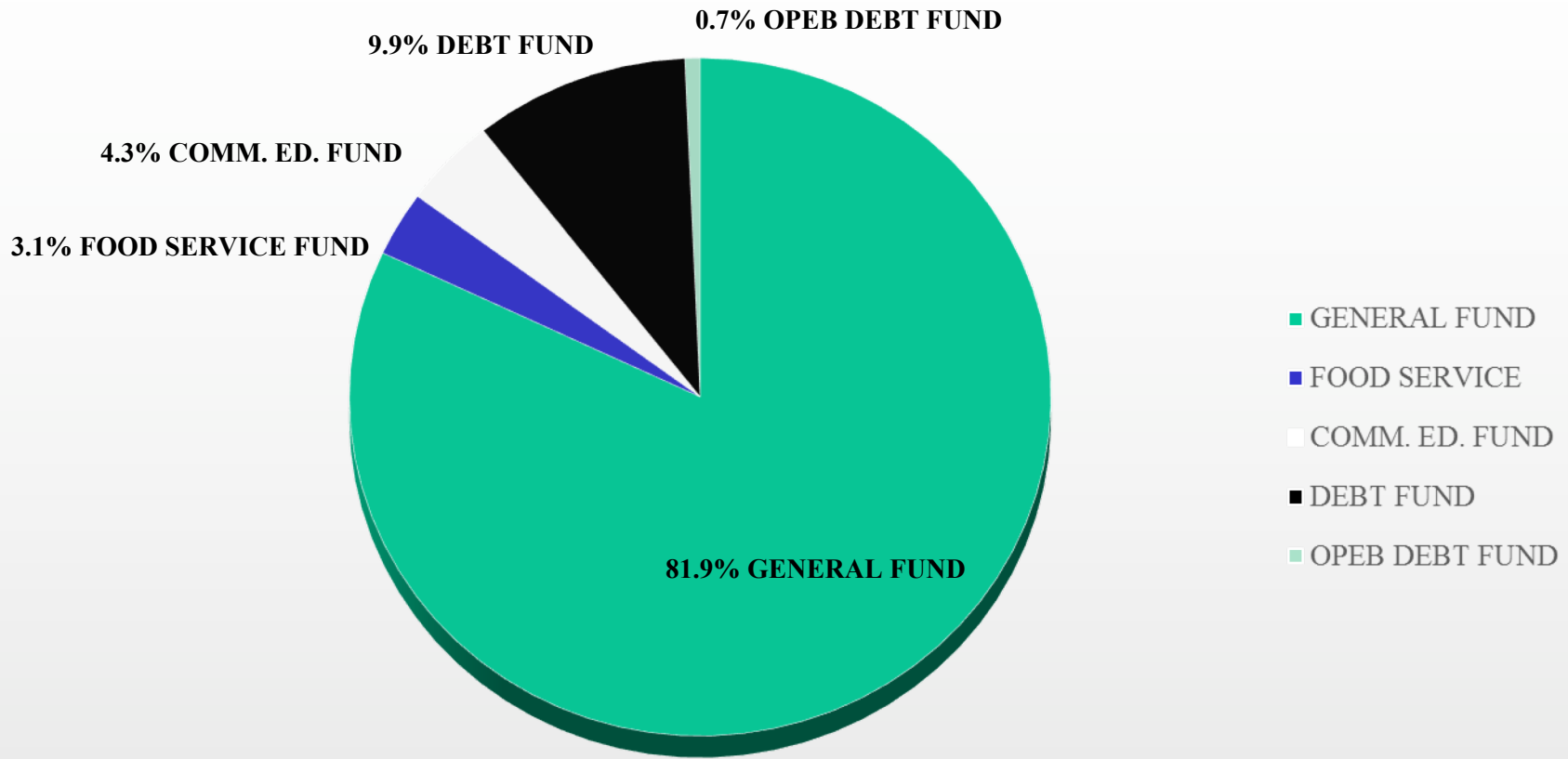
EXPENSES						
	GENERAL FUND	FOOD SERV. FUND	COMM. ED. FUND	DEBT FUND	OPEB DEBT FUND	TOTALS
Salaries/Benefits	30,818,588	137,025	1,504,465	0	0	32,460,078
Purchased Services	5,144,369	635,750	436,334	0	0	6,216,453
Supplies	1,082,016	691,460	74,405	0	0	1,847,881
Equipment/Bldg. Improvements	1,338,703	0	66,404	0	0	1,405,107
Misc./Other	1,078,049	37,535	10,285	0	0	1,125,869
Debt Service	0	0	0	4,780,050	324,000	5,104,050
TOTALS	39,461,725	1,501,770	2,091,893	4,780,050	324,000	48,159,438



**MAHTOMEDI PUBLIC SCHOOLS
FISCAL YEAR 2018-2019
REVENUE BY FUND COMPARISON**



**MAHTOMEDI PUBLIC SCHOOLS
FISCAL YEAR 2018-2019
EXPENDITURE BY FUND COMPARISON**



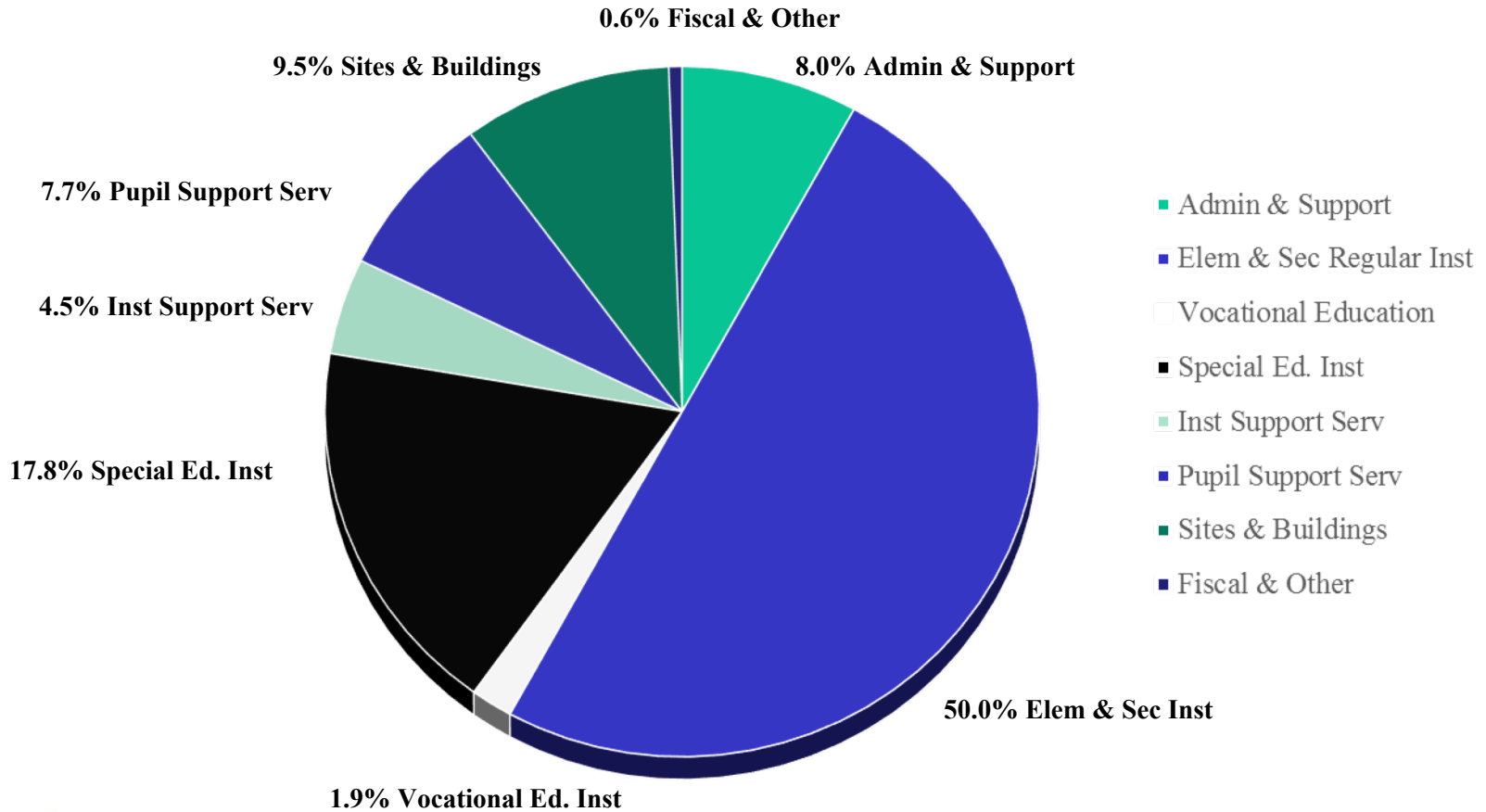
**MAHTOMEDI PUBLIC SCHOOLS
FISCAL YEAR 2018-2019
EXPENDITURES BY PROGRAM DIMENSION**

<u>PROGRAM AREA</u>		<u>GENERAL FUND</u>
ADMIN. & SUPPORT SERV.	\$	3,162,238
ELEM. & SEC. REGULAR INST.	\$	19,738,911
VOCATIONAL ED. INST.	\$	741,742
SPECIAL ED. INST.	\$	7,022,603
INST. SUPPORT SERV.	\$	1,766,090
PUPIL SUPPORT SERV.	\$	3,036,147
SITES & BUILDINGS	\$	3,760,997
FISCAL & OTHER	\$	233,000
TOTAL	\$	39,461,728

MAHTOMEDI PUBLIC SCHOOLS

FISCAL YEAR 2018-2019

GENERAL FUND PROGRAM EXPENDITURES



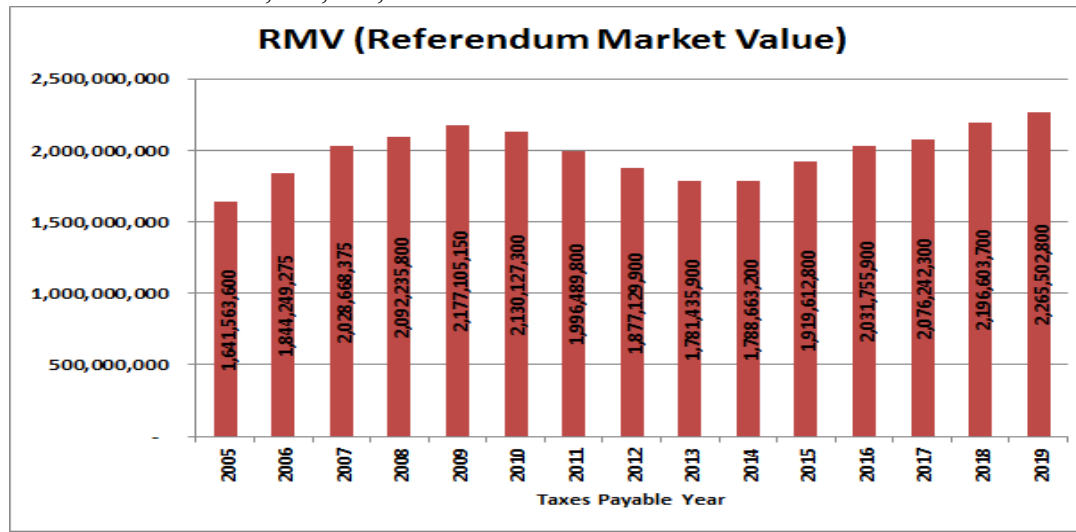
WHAT ARE THE MAIN VARIABLES THAT MAY CAUSE PROPERTY TAX INCREASES AND DECREASES?

- 1. Changes in market values**
- 2. Changes in class rates/history**
- 3. Voter approved referendums**
- 4. State Adjustments**

MAHTOMEDI PUBLIC SCHOOLS

Referendum Market Value History - 15 Years

<u>Assessment Year</u>	<u>Referendum Market Value</u>	<u>Percentage Change</u>	<u>Average Percentage Change since 2004</u>
2004	1,641,563,600		
2005	1,844,249,275	12.35%	
2006	2,028,668,375	10.00%	11.17%
2007	2,092,235,800	3.13%	8.49%
2008	2,177,105,150	4.06%	7.38%
2009	2,130,127,300	-2.16%	5.48%
2010	1,996,489,800	-6.27%	3.52%
2011	1,877,099,400	-5.98%	2.16%
2012	1,781,435,900	-5.10%	1.25%
2013	1,788,663,200	0.41%	1.16%
2014	1,919,480,100	7.31%	1.78%
2015	2,031,755,900	5.85%	2.15%
2016	2,076,242,300	2.19%	2.15%
2017	2,196,596,700	5.80%	2.43%
2018	2,265,502,800	3.14%	2.48%



ISD 832 – Mahtomedi Public Schools

Property Type – Homestead Residential

Spread Levy from \$13.625M to \$14.714M with 3.14% Change in Assessed Valuation

Type of Property	2017 Estimated Market Value	Actual Pay 2018 School Portion of Taxes	2018 Estimated Market Value	Est. Pay 2019 School Portion of Taxes	Estimated Tax Increase / (Decrease)	Estimated Percent Change
Residential Homestead	100,000	472.10	103,140	521.92	49.82	10.55%
	150,000	767.97	154,710	842.58	74.61	9.72%
	200,000	1,063.83	206,280	1,162.92	99.08	9.31%
	225,000	1,211.61	232,065	1,323.08	111.48	9.20%
	250,000	1,359.70	257,850	1,483.57	123.87	9.11%
	300,000	1,655.57	309,420	1,803.59	148.02	8.94%
	350,000	1,951.44	360,990	2,123.93	172.49	8.84%
	400,000	2,247.31	412,560	2,444.59	197.28	8.78%
	500,000	2,813.96	515,700	3,068.39	254.43	9.04%

2018 Pay 2019 Levy Overview

Whereas, Pursuant to Minnesota Statutes the School Board of Independent School District No. 832 – Mahtomedi, Minnesota, is authorized to make the following proposed tax levies for general purposes:

General Fund	\$9,358,069.73
Community Services	\$ 306,907.97
Debt Service	\$4,726,602.30
OPEB Debt Service	\$ 322,477.31
Total Proposed Tax Levy	\$14,714,057.31

Now Therefore, Be it resolved by the School Board of Independent School District No. 832 – Mahtomedi, Minnesota, that the levy to be levied in 2018 to be collected in 2019 is set at \$14,714,057.31 The clerk of the ISD 282 School Board is authorized to certify the proposed levy to the County Auditor of Washington County, Minnesota.

