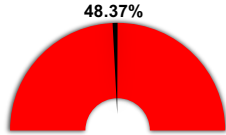
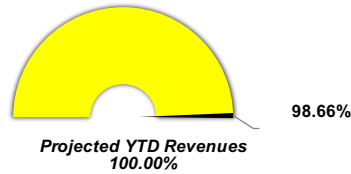


For the Period Ending June 30, 2021

Projected Year-End Balances
as % of Budgeted Revenue



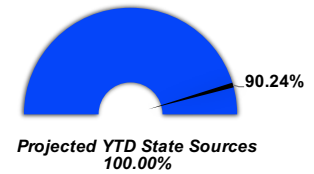
Actual YTD Revenues



Actual YTD Local Sources



Actual YTD State Sources



All Funds | Top 10 Sources of Revenue YTD

Ad Valorem Taxes	\$19,954,457
Sale of Bonds	\$3,213,815
Transfer from Other Funds	\$3,006,550
Unrestricted Grants-in-Aid	\$1,805,832
Food Service	\$1,609,407
State Transportation Reimbursement	\$506,528
Restricted Grants-In-Aid Received from the Federal Govt Thru	\$422,100
Federal Special Education	\$404,284
Textbook Income	\$257,296
Percent of Total Revenues Year-to-Date	89.83%

