





November 8, 2022 Election Results By the Numbers





State of Arizona Numbers

Total Number of Eligible Registered Voters	4,143,929
Total Number of Ballots Cast	2,592,313
Voter Turnout Percent	62.56%



County Numbers

	Apache	Cochise	Coconino	Gila	Graham	Greenlee	La Paz	Maricopa	Mohave	Navajo	Pima	Pinal	Santa Cruz	Yavapai	Yuma
Registered Voters	51,981	77,394	90,829	33,949	19,487	4,669	11,311	2,435,397	146,919	69,040	639,885	262,694	29,189	166,052	105,133
Ballots Cast	27,010	47,284	55,475	22,802	11,006	2,487	5,594	1,562,758	82,758	40,974	403,556	145,600	13,208	124,871	46,830
Voter Turnout	51.96%	61.10%	61.08%	67.17%	56.48%	53.27%	49.46%	64.17%	56.33%	59.35 %	63.07%	55.43%	45.59%	75.20%	44.54%

Pima County Numbers



Total Number of Eligible Registered Voters

639,885

Total Number of Requests for Early Ballots

507,473

Total Number of Ballots Cast

403,556

Total Number of Early Ballots Cast


331,304





Pima County Early Ballot Numbers

Registered Party	Number of Early Ballots Requested
Democrat	159,193
Republican	93,315
Registered Independent	280
Registered as Specific Other Party, (e.g. Green, Libertarian, etc.)	79,516





Amphitheater Public Schools Numbers

Total Number of Candidates Identified on Ballot	4
Write-In Totals	729
Total Number of Votes Permitted for Each Ballot	2
• Total Number of Undervotes (voted for 1 or 0 candidates)	42,580
• Total Number of Overvotes	124
Total Number of Votes Cast in Amphitheater's Board Election	86,894
• Total Number of Votes Cast on Election Day	13,321
• Total Number of Votes Cast by Early Ballot	73,355
• Total Number of Votes Cast by Provisional Ballot	218





Congratulations

Re-elected Governing Board Members

Matt Kopec

Susan Zibrat

