

# Early Childhood Literacy

The percent of 3<sup>rd</sup> grade students that score meets grade level

Yearly

**2021**


**2022**

50%

60%

## Closing the Gaps Student

	Target	Actual	Target	Actual	Target
Student Group	All		White		Eco. Disadv.
2021		25%	50%	30%	50%
2022		69%	60%	69%	60%
2023	74%		74%		89%
2024	78%		80%		92%
2025	82%		84%		95%



# eracy Board Outcome Goal

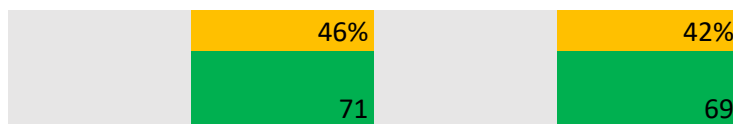
el or above on STAAR Reading will increase from 69% to 82% by June 202

## y Target Goals

2023	2024	2025
74%	78%	82%

## udent Groups Yearly Targets

Actual	Target	Actual	Target	Actual		
	Cont. Enrolled		Non-Cont. Enrolled			
0%	50%	20%	50%	43%		
88%	60%	80%	60%	33%	Reset Goals	
	82%		45%			
	85%		50%			
	88%		55%			



Met 5 out of 5 for all grades EL

Federal Targets are set at a dif



# Early Childhood Math

The percent of 3rd grade students that score meets grade level

Yearly

<b>2021</b>	<b>2022</b>	
50%	60%	

## Closing the Gaps Student

	Target	Actual	Target	Actual	Target
Student Group	All		White		Eco. Disadv.
2021		19%	50%	22%	50%
2022		62%	60%	62%	60%
2023	68%		68%		90%
2024	75%		75%		93%
2025	80%		80%		95%



# Math Board Outcome Goal


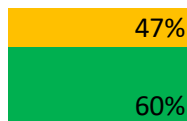
Level or above on STAAR Math will increase from 62% to 80% by June 2025.

## Yearly Target Goals

2023	2024	2025
68%	75%	80%

## Student Groups Yearly Targets

Actual	Target	Actual	Target	Actual		
	Cont. Enrolled		Non-Cont. Enrolled			
0%	50%	16%		29%		
88%	60%	65%		50%	Reset goals	
	70%		55%			
	75%		60%			
	80%		65%			



Met 3 out of 5 for a



The percentage of graduates

**2021**

60%

Closing

	Target	Actual	Target	Actual
Yrly Graduate Percentage	All		White	
2021		77%		
2022		78%		
2023	82%			
2024	87%			
2025	92%			

Huckabay ISD is in a Small Number Analysis (3 yr average) for CCMR due to Graduate # falling below

# CCMR Board Outcome Goal

es that meet the criteria for CCMR will increase from 78% to 92% by August

## Yearly Target Goals

2022	2023	2024
70%	82%	87%

## g the Gaps Student Groups Yearly Targets

Target	Actual	Target	Actual	Target	Actual	
Eco. Disadv.		Cont. Enrolled		Non-Cont. Enrolled		
						Reset goals

/ 10 graduates.

Any year a district goes above the 10 graduates the small school graduate a





ust 2025.



	<b>2025</b>
--	-------------

	92%
--	-----




analysis will end.