



**TO: Members, Board of Education  
Dr. Albert G. Roberts, Superintendent**

**FROM: Therese M. O'Neill, Assistant Superintendent for Finance & Operations**

**RE: Monthly Treasurer's Report – June 2014**

**DATE: August 19, 2014**

Please find attached the June 2014 monthly Treasurer's report which includes:

- 1) The bank to book cash reconciliation
- 2) Revenue Variance Report – All Funds
- 3) Expenditures Variance Report – All Funds
- 4) By Major Object – Education Fund Year-to-Date Actual compared to Budgeted Expenditures
- 5) PMA Investment Report Portfolio
- 6) IMET Investment Report Portfolio
- 7) Monthly Budget Transfers

CC: Marcy Shannon

**June 30, 2014**

<b><u>CASH BALANCES</u></b>	<b><u>BALANCE</u></b>	<b><u>BALANCE</u></b>
	<b><u>6/30/2013</u></b>	<b><u>6/30/2014</u></b>
EDUCATION FUND	\$ 24,097,805.78	\$ 26,377,970.85
HEALTH INSURANCE FUND	\$ (500,635.23)	\$ (218,374.73)
BUILDINGS AND GROUNDS FUND	\$ 788,578.89	\$ (30,850.35)
DEBT SERVICE FUND	\$ 4,372,486.79	\$ 4,451,952.26
TRANSPORTATION FUND	\$ 2,176,118.34	\$ 2,525,174.53
IMRF FUND	\$ 689,536.72	\$ 844,499.69
LIFE SAFETY FUND	\$ 173,743.74	\$ 174,023.38
WORKING CASH FUND	\$ 6,077,939.44	\$ 6,075,912.73
CAPITAL PROJECTS FUND	\$ 3,998,434.60	\$ 2,115,594.31
TORT FUND	\$ (8,912.35)	\$ (8,912.35)
<b>Total Adjusted Cash Balances</b>	<b>\$ 41,865,096.72</b>	<b>\$ 42,306,990.32</b>
Convenience Fund	\$ (595,070.40)	\$ (621,587.81)
Cash Book Balance	\$ 42,461,773.61	\$ 42,928,578.13
<b>Total Adjusted Cash in Bank</b>	<b>\$ 41,867,703.21</b>	<b>\$ 42,925,186.12</b>
<b>Variance</b>	<b>\$ 2,606.49</b>	<b>\$ 3,392.01</b>

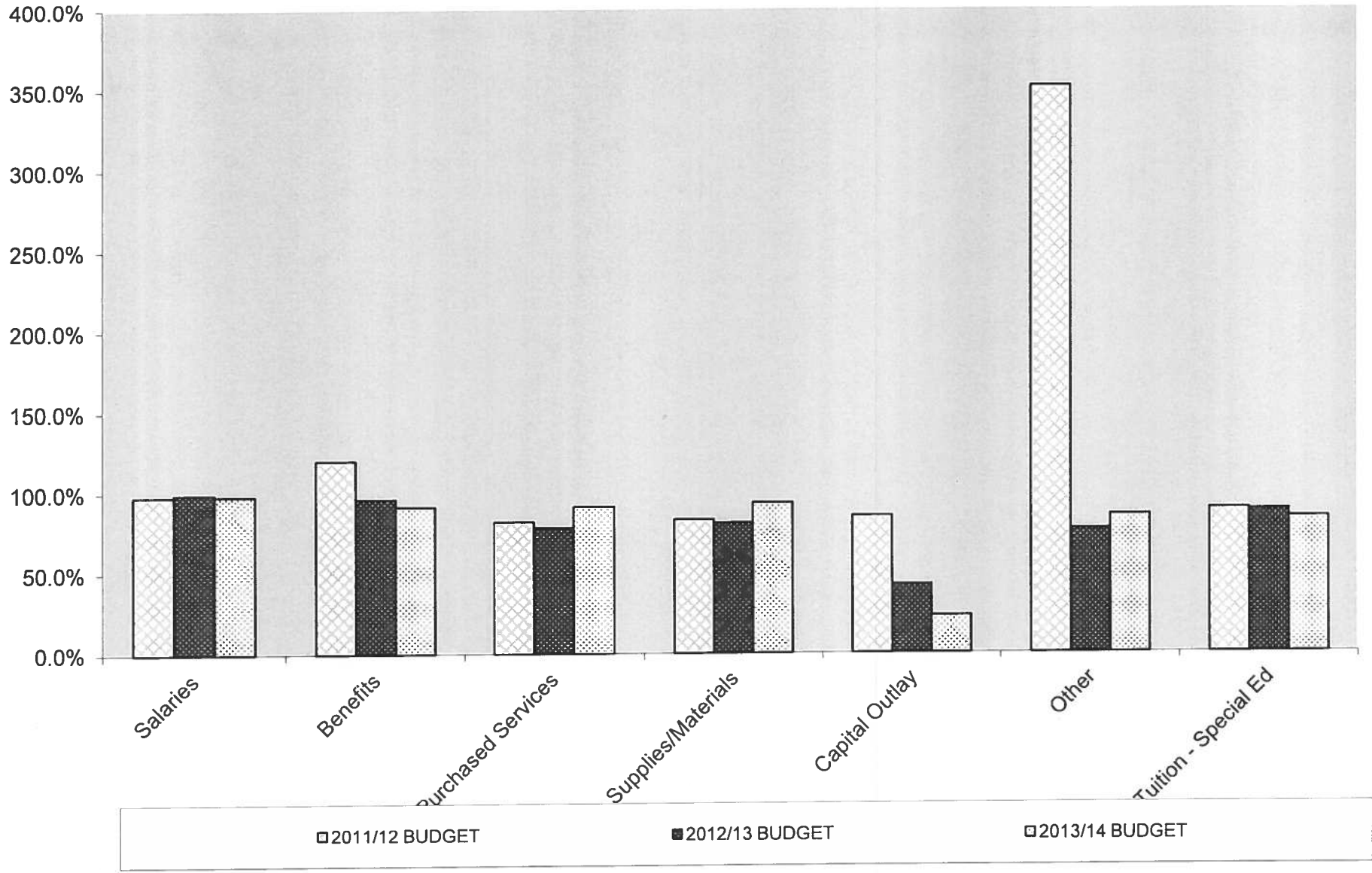
**OAK PARK ELEMENTARY DISTRICT 97**  
**REVENUE VARIANCE REPORT - ALL FUNDS**  
**AS OF June 2014**


June 2014	ANNUAL BUDGETED REVENUES			YTD REVENUE			% OF TOTAL REVENUES			
	<u>2011/12</u> <u>BUDGET</u>	<u>2012/13</u> <u>BUDGET</u>	<u>2013/14</u> <u>BUDGET</u>	<u>2011/12</u> <u>BUDGET</u>	<u>2012/13</u> <u>BUDGET</u>	<u>2013/14</u> <u>BUDGET</u>	<u>2011/12</u> <u>BUDGET</u>	<u>2012/13</u> <u>BUDGET</u>	<u>2013/14</u> <u>BUDGET</u>	<u>% of year</u> <u>completed</u>
<u>Education Fund</u>										
Local taxes	42,392,612	42,610,903	43,515,900	44,275,521	42,228,101	44,285,309	104.4%	99.1%	101.8%	100.00%
CPPRT	1,281,528	1,314,600	1,314,600	1,296,846	1,376,106	1,444,200	101.2%	104.7%	109.9%	100.00%
Investment Earnings	37,000	18,100	55,000	33,565	100,225	111,181	90.7%	553.7%	202.1%	100.00%
Other Local Revenue	4,379,471	3,463,538	3,538,298	4,427,029	2,829,007	2,966,013	101.1%	81.7%	83.8%	100.00%
State Funding	11,336,455	10,790,294	11,184,496	11,458,260	11,279,517	11,818,448	101.1%	104.5%	105.7%	100.00%
Federal Funding	<u>3,800,182</u>	<u>3,199,205</u>	<u>3,160,336</u>	<u>3,592,148</u>	<u>2,813,586</u>	<u>2,917,096</u>	<u>94.5%</u>	<u>87.9%</u>	<u>92.3%</u>	<u>100.00%</u>
<u>Education Fund Total</u>	63,227,248	61,396,640	62,768,630	65,083,367	60,626,542	63,542,247	102.9%	98.7%	101.2%	100.00%
<u>Buildings &amp; Grounds</u>	6,093,865	5,954,423	6,234,941	5,058,519	5,650,299	5,492,810	83.0%	94.9%	88.1%	100.00%
<u>Debt Service</u>	8,092,435	7,723,181	8,150,003	8,015,108	8,605,494	8,687,036	99.0%	111.4%	106.6%	100.00%
<u>Transportation</u>	2,953,129	3,635,093	3,192,742	3,685,508	3,452,291	3,550,429	124.8%	95.0%	111.2%	100.00%
<u>IMRF</u>	2,430,895	2,283,230	2,512,746	2,354,547	2,219,915	2,395,893	96.9%	97.2%	95.3%	100.00%
<u>Capital Projects</u>	227,663	91,150	336,300	223,232	3,727,811	3,484,081	98.1%	4089.8%	1036.0%	100.00%
<u>Working Cash</u>	5,222,000	3,691,584	3,116,000	5,201,410	1	(2,027)	99.6%	0.0%	-0.1%	100.00%
<u>Life Safety</u>	500	150	-	104	284	280	20.8%	189.0%		100.00%
<u>Tort</u>	-	-	-	-	-	-	0.0%	0.0%	0.0%	100.00%
<b>GRAND TOTAL</b>	88,247,735	84,775,451	86,311,362	89,621,795	84,282,635	87,150,749	101.6%	99.4%	101.0%	100.00%

**OAK PARK ELEMENTARY DISTRICT 97**  
**EXPENDITURE VARIANCE REPORT - ALL FUNDS**  
**AS OF June 2014**

June 2014	ANNUAL BUDGETED EXPENDITURES			YTD EXPENDITURES			% OF TOTAL EXPENDITURES			
	<u>2011/12</u> <u>BUDGET</u>	<u>2012/13</u> <u>BUDGET</u>	<u>2013/14</u> <u>BUDGET</u>	<u>2011/12</u> <u>BUDGET</u>	<u>2012/13</u> <u>BUDGET</u>	<u>2013/14</u> <u>BUDGET</u>	<u>2011/12</u> <u>BUDGET</u>	<u>2012/13</u> <u>BUDGET</u>	<u>2013/14</u> <u>BUDGET</u>	<u>% of year</u> <u>completed</u>
<u>Education Fund</u>										
Salaries	42,679,884	43,816,178	46,366,957	41,782,039	43,469,123	45,489,363	97.9%	99.2%	98.1%	100.00%
Benefits	4,858,995	5,880,016	6,144,159	5,832,908	5,654,717	5,612,257	120.0%	96.2%	91.3%	100.00%
Purchased Services	4,498,814	4,281,666	4,771,622	3,679,343	3,351,491	4,352,158	81.8%	78.3%	91.2%	100.00%
Supplies/Materials	2,293,776	2,403,760	2,319,745	1,904,126	1,946,383	2,168,321	83.0%	81.0%	93.5%	100.00%
Capital Outlay	498,159	646,735	681,029	423,620	274,950	157,444	85.0%	42.5%	23.1%	100.00%
Other	205,120	207,175	192,783	720,860	158,921	164,908	351.4%	76.7%	85.5%	100.00%
Tuition - Special Ed	2,950,000	2,800,000	2,775,000	2,639,097	2,478,185	2,328,779	89.5%	88.5%	83.9%	100.00%
<b>Education Fund Total</b>	<b>57,984,748</b>	<b>60,035,530</b>	<b>63,251,295</b>	<b>56,981,992</b>	<b>57,333,770</b>	<b>60,273,230</b>	<b>98.3%</b>	<b>95.5%</b>	<b>95.3%</b>	<b>100.00%</b>
<u>Buildings &amp; Grounds</u>	6,186,432	6,240,121	6,147,234	5,554,248	5,833,133	6,312,283	89.8%	93.5%	102.7%	100.00%
<u>Debt Service</u>	8,239,210	8,365,790	8,660,789	7,649,133	8,311,836	8,607,570	92.8%	99.4%	99.4%	100.00%
<u>Transportation</u>	3,201,335	3,160,812	3,239,277	2,858,844	3,092,828	3,201,373	89.3%	97.8%	98.8%	100.00%
<u>IMRF</u>	2,029,592	2,217,300	2,248,250	1,991,633	2,084,124	2,240,930	98.1%	94.0%	99.7%	100.00%
<u>Capital Projects</u>	3,223,988	4,389,741	5,103,376	3,248,880	4,355,796	5,366,921	100.8%	99.2%	105.2%	100.00%
<u>Life Safety</u>	-	-	-	-	-	-	-	0.0%	0.0%	100.00%
<u>Tort</u>				256,184	-	-	0.0%	0.0%	0.0%	100.00%
<b>GRAND TOTAL</b>	<b>80,865,305</b>	<b>84,409,294</b>	<b>88,650,221</b>	<b>78,540,913</b>	<b>81,011,486</b>	<b>86,002,308</b>	<b>97.1%</b>	<b>96.0%</b>	<b>97.0%</b>	<b>100.00%</b>

**EDUCATION FUND AS OF 6/30/2014  
YEAR-TO-DATE ACTUAL COMPARED TO BUDGETED EXPENDITURES**





11572-101  
 OAK PARK S.D. 97 / GENERAL FUND  
 THERESE O'NEILL  
 970 MADISON STREET

# Activity Statement

FRI, Liquid Class, Max Class (Combined)

PMA Financial Network, Inc.  
 2135 CityGate Lane  
 7th Floor  
 Naperville, Illinois 60563  
 Telephone (630) 657-6400  
 Facsimile (630) 718-8701  
<http://eps.pmanetwork.com/>

NHN 3119

OAK PARK, IL 60302-


6/1/14 to 6/30/14

## Investment Portfolio

As of 6/30/14

### Current Portfolio

Desk	Trans	Trade	Settlement	Maturity	Provider/Instrument Name	Face Amount	Cost	Rate	Market Value
MMA			6/30/14		ISDLAF+ LIQ Account	\$5,314,833.10	\$5,314,833.10	0.010	\$5,314,833.10
MMA			6/30/14		ISDLAF+ MAX Account	\$2,341,397.92	\$2,341,397.92	0.040	\$2,341,397.92
CDR	189060	8/22/13	8/22/13	8/21/14	Dime Bank	\$244,851.45	\$244,120.49	0.300	\$244,120.49
CDR	189060	8/22/13	8/22/13	8/21/14	Heritage Bank National Association	\$244,851.45	\$244,120.49	0.300	\$244,120.49
CDR	189060	8/22/13	8/22/13	8/21/14	Tristate Capital Bank	\$244,851.45	\$244,120.49	0.300	\$244,120.49
CDR	189060	8/22/13	8/22/13	8/21/14	CMS Bank	\$244,851.45	\$244,120.49	0.300	\$244,120.49
CDR	189060	8/22/13	8/22/13	8/21/14	Western Alliance Bank / Bank of Nevada	\$244,851.45	\$244,120.49	0.300	\$244,120.49
CDR	189060	8/22/13	8/22/13	8/21/14	ViewPoint Bank (MHC)	\$244,851.45	\$244,120.49	0.300	\$244,120.49
CDR	189060	8/22/13	8/22/13	8/21/14	CBC National Bank	\$244,851.45	\$244,120.49	0.300	\$244,120.49
CDR	189060	8/22/13	8/22/13	8/21/14	Paragon Commercial Bank	\$244,851.45	\$244,120.49	0.300	\$244,120.49
CDR	189060	8/22/13	8/22/13	8/21/14	Park National Bank	\$244,851.45	\$244,120.49	0.300	\$244,120.49
CDR	189060	8/22/13	8/22/13	8/21/14	Texas National Bank of Jacksonville	\$244,851.45	\$244,120.49	0.300	\$244,120.49
CDR	189060	8/22/13	8/22/13	8/21/14	Waumandee State Bank	\$244,851.45	\$244,120.49	0.300	\$244,120.49
CDR	189060	8/22/13	8/22/13	8/21/14	Farm Bureau Bank, FSB	\$244,851.45	\$244,120.49	0.300	\$244,120.49
CDR	189060	8/22/13	8/22/13	8/21/14	BB&T Bank	\$244,851.45	\$244,120.49	0.300	\$244,120.49
CDR	189060	8/22/13	8/22/13	8/21/14	Huntington NB	\$244,851.45	\$244,120.49	0.300	\$244,120.49
CDR	189060	8/22/13	8/22/13	8/21/14	Southwest National Bank	\$244,851.45	\$244,120.49	0.300	\$244,120.49
CDR	189060	8/22/13	8/22/13	8/21/14	First National Bank of St Louis	\$244,851.45	\$244,120.49	0.300	\$244,120.49
CDR	189060	8/22/13	8/22/13	8/21/14	First Bank & Trust Company	\$244,851.45	\$244,120.49	0.300	\$244,120.49
CDR	189060	8/22/13	8/22/13	8/21/14	Independence Bank	\$244,851.45	\$244,120.49	0.300	\$244,120.49
CDR	189060	8/22/13	8/22/13	8/21/14	Citizens Business Bank	\$244,851.45	\$244,120.49	0.300	\$244,120.49
CDR	189060	8/22/13	8/22/13	8/21/14	Town North Bank, N.A.	\$244,851.45	\$244,120.49	0.300	\$244,120.49
CDR	189060	8/22/13	8/22/13	8/21/14	PINNACLE BANK	\$244,851.45	\$244,120.49	0.300	\$244,120.49
CDR	189060	8/22/13	8/22/13	8/21/14	HeritageBank of the South	\$244,851.45	\$244,120.49	0.300	\$244,120.49
CDR	189060	8/22/13	8/22/13	8/21/14	Western Alliance Bank / Alliance Bank of Arizona	\$244,851.45	\$244,120.49	0.300	\$244,120.49
CDR	189060	8/22/13	8/22/13	8/21/14	Bank 1440	\$244,851.45	\$244,120.49	0.300	\$244,120.49
CDR	189060	8/22/13	8/22/13	8/21/14	Mutual of Omaha Bank	\$244,851.45	\$244,120.49	0.300	\$244,120.49



**11572-101**  
**OAK PARK S.D. 97 / GENERAL FUND**  
**THERESE O'NEILL**  
**970 MADISON STREET**


# Activity Statement

**PMA Financial Network, Inc.**  
 2135 CityGate Lane  
 7th Floor  
 Naperville, Illinois 60563  
 Telephone . (630) 657-6400  
 Facsimile . (630) 718-8701  
<http://qps.pmanetwork.com/>

**FRI, Liquid Class, Max Class (Combined)**

**6/1/14 to 6/30/14**

NHN 3119		OAK PARK, IL 60302-							
CDR	189060	8/22/13	8/22/13	8/21/14	Signature Bank	\$244,851.45	\$244,120.49	0.300	\$244,120.49
CDR	189060	8/22/13	8/22/13	8/21/14	ALLEGIANCE BANK TEXAS / Independence Bank, NA	\$244,851.45	\$244,120.49	0.300	\$244,120.49
CDR	189060	8/22/13	8/22/13	8/21/14	IBERIABANK	\$244,851.45	\$244,120.49	0.300	\$244,120.49
CDR	189060	8/22/13	8/22/13	8/21/14	Western Alliance Bank / Torrey Pines Bank	\$244,851.45	\$244,120.49	0.300	\$244,120.49
CDR	189060	8/22/13	8/22/13	8/21/14	First Western Trust Bank	\$244,851.45	\$244,120.49	0.300	\$244,120.49
CDR	189060	8/22/13	8/22/13	8/21/14	BBCN Bank	\$244,851.45	\$244,120.49	0.300	\$244,120.49
CDR	189060	8/22/13	8/22/13	8/21/14	Optima Bank & Trust Company	\$244,851.45	\$244,120.49	0.300	\$244,120.49
CDR	189060	8/22/13	8/22/13	8/21/14	First NBC Bank	\$244,851.45	\$244,120.49	0.300	\$244,120.49
CDR	189060	8/22/13	8/22/13	8/21/14	Valley Green Bank	\$244,851.45	\$244,120.49	0.300	\$244,120.49
CDR	189060	8/22/13	8/22/13	8/21/14	Decorah Bank & Trust Company	\$241,934.91	\$241,212.66	0.300	\$241,212.66
CDR	189060	8/22/13	8/22/13	8/21/14	Pulaski Bank	\$217,226.86	\$216,578.37	0.300	\$216,578.37
CDR	189060	8/22/13	8/22/13	8/21/14	Community Bank CBD	\$99,672.49	\$99,374.94	0.300	\$99,374.94
CDR	189060	8/22/13	8/22/13	8/21/14	Delaware County Bank & Trust Company	\$60,971.25	\$60,789.23	0.300	\$60,789.23
CDR	189060	8/22/13	8/22/13	8/21/14	Everbank	\$26,144.30	\$26,066.25	0.300	\$26,066.25
CDR	189060	8/22/13	8/22/13	8/21/14	North Middlesex Savings Bank	\$26,144.30	\$26,066.25	0.300	\$26,066.25
CDR	189060	8/22/13	8/22/13	8/21/14	Legacy Bank	\$16,832.68	\$16,782.43	0.300	\$16,782.43
CDR	189060	8/22/13	8/22/13	8/21/14	Union Bank	\$13,072.11	\$13,033.21	0.300	\$13,033.21
CD	189307	8/23/13	8/23/13	8/22/14	FAR EAST NATIONAL BANK	\$249,999.57	\$249,130.00	0.350	\$249,130.00
CD	189304	8/23/13	8/23/13	8/25/14	SECURITY BANK & TRUST CO	\$249,991.83	\$249,240.00	0.300	\$249,240.00
CD	189305	8/23/13	8/23/13	8/25/14	LANDMARK COMMUNITY BANK	\$249,991.83	\$249,240.00	0.300	\$249,240.00
CD	189306	8/23/13	8/23/13	8/25/14	NATIVE AMERICAN BANK NA	\$249,991.83	\$249,240.00	0.300	\$249,240.00
DTC	30351	8/23/13	8/30/13	8/29/14	0.4% - Firstbank Of Puerto Rico Certificate of Deposit	\$249,000.00	\$249,120.95	0.351	\$248,980.08
DTC	30352	8/23/13	8/30/13	8/29/14	0.35% - GE Capital Retail Bank / GE Money Bank Certificate of Deposit	\$249,000.00	\$249,123.79	0.300	\$248,960.16
CD	188354	7/31/13	7/31/13	9/10/14	BANK OF EAST ASIA	\$249,330.07	\$248,500.00	0.300	\$248,500.00
CD	189219	8/22/13	8/22/13	11/19/14	BANK OF NEW ENGLAND	\$249,313.47	\$248,400.00	0.300	\$248,400.00
CD	185575	5/29/13	5/29/13	11/26/14	BRIDGEWATER BANK	\$249,302.14	\$248,000.00	0.351	\$248,000.00
CD	185576	5/29/13	5/29/13	11/26/14	BANCO POPULAR NORTH AMERICA	\$84,439.80	\$84,000.00	0.350	\$84,000.00
CD	185577	5/29/13	5/29/13	11/26/14	BANCO POPULAR NORTH AMERICA	\$81,223.05	\$80,800.00	0.350	\$80,800.00
CD	185578	5/29/13	5/29/13	11/26/14	BANCO POPULAR NORTH AMERICA	\$83,434.57	\$83,000.00	0.350	\$83,000.00
CD	185579	5/29/13	5/29/13	11/26/14	CAPITOL BANK	\$249,403.15	\$248,300.00	0.297	\$248,300.00
CD	185580	5/29/13	5/29/13	11/26/14	WINTRUST BANK/NORTH SHORE COMM B&TC	\$249,918.40	\$248,800.00	0.301	\$248,800.00
DTC	30339	8/22/13	8/30/13	12/1/14	0.45% - Safra National Bank Certificate of Deposit	\$249,000.00	\$249,437.19	0.310	\$249,017.43



**11572-101**  
**OAK PARK S.D. 97 / GENERAL FUND**  
**THERESE O'NEILL**  
**970 MADISON STREET**

**PMA Financial Network, Inc.**  
 2135 CityGate Lane  
 7th Floor  
 Naperville, Illinois 60563  
 Telephone . (630) 657-6400  
 Facsimile . (630) 718-8701  
<http://gps.pmanetwork.com/>

# Activity Statement

**FRI, Liquid Class, Max Class (Combined)**

**6/1/14 to 6/30/14**

NHN 3119		OAK PARK, IL 60302-							
CD	183814	3/20/13	3/20/13	1/28/15	BEVERLY BANK & TRUST CO, NA- WINTRUST	\$248,591.08	\$247,200.00	0.303	\$247,200.00
CD	183815	3/20/13	3/20/13	1/28/15	ST. CHARLES B&TC - WINTRUST	\$248,591.08	\$247,200.00	0.303	\$247,200.00
CD	183816	3/20/13	3/20/13	1/28/15	WHEATON BANK AND TRUST - WINTRUST	\$248,591.08	\$247,200.00	0.303	\$247,200.00
CD	183817	3/20/13	3/20/13	1/28/15	CENTENNIAL BANK / LIBERTY BANK OF ARKANSAS	\$249,970.08	\$248,600.00	0.300	\$248,600.00
CD	183809	3/20/13	3/20/13	3/25/15	IDB BANK- NY	\$248,750.66	\$246,800.00	0.393	\$246,800.00
CD	183810	3/20/13	3/20/13	3/25/15	BANK OF THE WEST	\$249,990.95	\$248,200.00	0.358	\$248,200.00
CD	183811	3/20/13	3/20/13	3/25/15	SONABANK	\$249,949.30	\$248,200.00	0.350	\$248,200.00
CD	183813	3/20/13	3/20/13	3/25/15	MIDLAND STATES BANK	\$213,716.94	\$212,200.00	0.355	\$212,200.00
CD	188849	8/15/13	8/15/13	3/25/15	GBC INTERNATIONAL BANK	\$249,096.04	\$247,900.00	0.300	\$247,900.00
CD	188850	8/15/13	8/15/13	3/25/15	STATE BANK OF INDIA (NY)	\$249,297.00	\$248,100.00	0.300	\$248,100.00
CD	188851	8/15/13	8/15/13	3/25/15	LUANA SAVINGS BANK	\$249,096.04	\$247,900.00	0.300	\$247,900.00
DTC	29425	3/19/13	3/27/13	3/27/15	0.5% - Goldman Sachs Bank USA Certificate of Deposit	\$249,000.00	\$249,489.45	0.401	\$248,915.34
DTC	29426	3/19/13	3/27/13	3/27/15	0.55% - Discover Bank Certificate of Deposit	\$249,000.00	\$249,238.13	0.502	\$249,117.03
CD	195131	3/27/14	3/27/14	9/28/15	PRIVATE BANK - MI	\$249,931.00	\$248,400.00	0.409	\$248,400.00
CD	195132	3/27/14	3/27/14	9/28/15	COMMUNITY STATE BANK - OK	\$249,911.12	\$248,600.00	0.350	\$248,600.00
CD	195133	3/27/14	3/27/14	9/28/15	ONEWEST BANK, NA	\$249,950.44	\$248,600.00	0.360	\$248,600.00
CD	195134	3/27/14	3/27/14	9/28/15	INDEPENDENT BANK / BANK OF HOUSTON	\$249,911.12	\$248,600.00	0.350	\$248,600.00
CD	195135	3/27/14	3/27/14	9/28/15	ONB BANK AND TRUST COMPANY	\$249,899.42	\$248,600.00	0.351	\$248,600.00
CD	195136	3/27/14	3/27/14	9/28/15	ABC BANK / AUSTIN BANK OF CHICAGO	\$249,911.11	\$248,600.00	0.350	\$248,600.00
CD	195137	3/27/14	3/27/14	9/28/15	NATIONAL BANK OF COXSACKIE	\$249,911.11	\$248,600.00	0.350	\$248,600.00
CD	195143	3/28/14	3/28/14	9/28/15	EAST WEST BANK	\$249,908.73	\$248,600.00	0.350	\$248,600.00
CD	195250	3/31/14	3/31/14	10/1/15	EAST WEST BANK	\$4,021,057.53	\$4,000,000.00	0.350	\$4,000,000.00
DTC	31687	4/1/14	4/9/14	10/9/15	0.3% - Ally Bank Certificate of Deposit	\$249,000.00	\$248,813.73	0.350	\$248,541.84

**Totals for Period:** \$29,399,550.76    \$29,316,204.26    \$29,314,512.90

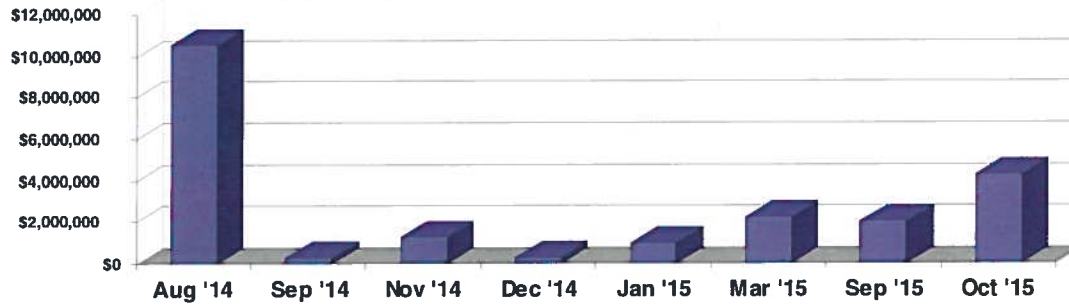
Note: Weighted Yield & Weighted Average Portfolio Maturity are calculated only on the CDR, CD, DTC, TS, CP, & SEC desk.

Time and Dollar Weighted Portfolio Yield: **0.343 %** Weighted Ave. Portfolio Maturity: **205.23** Days

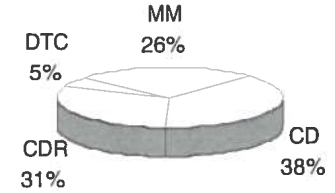
**CDR: 30.70%**    **CD: 38.08%**    **DTC: 5.10%**  
**MM: 26.12%**    **CP: 0.00%**    **SEC: 0.00%**




**Activity Statement**  
 FRI, Liquid Class, Max Class (Combined)



Portfolio Maturity Summary - Maturing \$/Month



Portfolio Allocation by Transaction Type



11572-101  
OAK PARK S.D. 97 / GENERAL FUND  
THERESE O'NEILL  
970 MADISON STREET

# Activity Statement

FRI, Liquid Class, Max Class (Combined)

**PMA Financial Network, Inc.**  
2135 CityGate Lane  
7th Floor  
Naperville, Illinois 60563  
Telephone . (630) 657-6400  
Facsimile . (630) 718-8701  
<http://eps.pmanetwork.com/>

NHN 3119

OAK PARK, IL 60302-

6/1/14 to 6/30/14

All securities and money market fund share transactions were executed through PMA Securities, Inc. All certificates of deposit ("CD"), savings deposit accounts ("SDA") and commercial paper ("CP") are executed through PMA Financial Network, Inc. PMA Securities, Inc. is a registered broker dealer with the FINRA, and SIPC. PMA Securities, Inc. and PMA Financial Network, Inc. are operated under common ownership.

#### Fixed Rate Investment Activity

This section shows all of the fixed term investments purchased and sold, maturities, interest received, and activity. This will include all CD, SDA, CP purchased through PMA Financial Network, Inc. and securities and money market fund purchased through PMA Securities, Inc. It also shows the approximate market value of each security whose price is obtained from an independent source believed to be reliable. However, PMA cannot guarantee their accuracy. This data is provided for informational purposes only. Listed values should not be interpreted as an offer to buy or sell at a specific price. CD's and CP are listed at their original cost. Redemption of a CD prior to maturity may result in early withdrawal penalties. Market values are based on the last day of the month for which this report date range is ending. If the run date of this report is prior to the end of the current month the market values are listed as equivalent to the cost values.

CD's with the code (TR) are for client reporting purposes only. PMA Financial Network, Inc. did not act as agent for in the noted transactions. These transactions were built by PMA Financial Network's system for the convenience of reporting all client transactions, but were executed directly with the listed bank. PMA Financial Network relies on the information provided by the bank and public bodies to track these CD's. PMA Financial Network is not responsible for the accuracy of the information that is provided on these CD's. Furthermore, PMA is not responsible for the performance of these transactions or the underlying banks. All inquiries should be directed to the bank.

#### ISDLAF+ Activity

This section shows all of the activity in the Liquid and Max Class. The Average Rate represents the average net interest rate over the previous month which is then annualized. Income Summary represents the interest earned for the Month and Fiscal Year to Date. Information regarding the ISDLAF+ investment objectives, risks, charges and expenses can be found in the ISDLAF+ information statement, which can be obtained at [www.isdlafplus.com](http://www.isdlafplus.com) or by calling PMA at the phone number listed.

The performance data featured represents past performance, which is no guarantee of future results. Investment returns will fluctuate. Current performance may be higher or lower than the performance data quoted. Please call PMA for the most recent performance figures.

An investment in the Multi-Class Series or any Term Series is not a bank deposit and is not insured or guaranteed by the Federal Deposit Insurance Corporation or any other governmental or private agency. Although the Liquid Class and MAX Class of the Multi-Class Series each seeks to maintain a stable value of \$1.00 per share, it is possible to lose money by investing in the Multi-Class Series. It also is possible to lose money by investing in a Term Series, which may impose a substantial penalty for redemption prior to the full term of the Series.

#### Additional Disclosures

All funds, and/or securities are located and safe kept in an account under the clients name at their custodial bank. Any certificates of deposit listed are located in the clients name at the respective bank. You can contact your Portfolio Advisor at the phone number listed to address any account inquiries. It is recommended that any oral communications should be re-confirmed in writing to further protect your rights, including rights under the Securities Investor Protection Act.

#### Debt Securities

Some debt securities are subject to redemption prior to maturity. In the event of a partial or whole call of a security, the securities call will be automatically selected on a random basis as is customary in the securities industry. The probability that your securities will be selected is proportional to the amount of your holdings relative to the total holdings. Redemption prior to maturity could affect the yield represented. Additional information is available upon request.

A financial statement of PMA Securities, Inc. is available for inspection at its office or a copy will be mailed to you upon written request.

**FOR A CHANGE OF ADDRESS, PLEASE NOTIFY YOUR PORTFOLIO ADVISOR IN WRITING TO THE ADDRESS LISTED ON THIS STATEMENT.**

**PLEASE ADVISE PMA IMMEDIATELY OF ANY DISCREPANCIES ON YOUR STATEMENT.**

In accordance with FINRA Rule 2280, PMA Securities, Inc. is providing the following information in the event you wish to contact FINRA. You may call (301) 590-6500 or write to FINRA at 1735 K Street NW, Washington, D.C. 20006-1500. In addition to the public disclosure number (800) 289-9999, FINRA provides an investor brochure which describes their Public Disclosure Program. Additional information is also available at [www.finra.org](http://www.finra.org).



# IMET Activity Statement

06/01/14 to 06/30/14

**Oak Park Elementary School District 97**

**IMET Activity**

## 1-3 Year Fund

**General (20422-101)**

Transaction	Settle Date	Transaction Description	Dollar Amount	Share Price	Shares	Shares Held
	05/31/14	BALANCE FORWARD	\$0.00	19.111		0.000
<b>Account Value as of 06/30/14</b>			<b>\$0.00</b>	<b>19.104</b>		<b>0.000</b>

## Convenience Fund

**General (20422-101)**

Transaction	Settle Date	Transaction Description	Dollar Amount	Share Price	Shares	Shares Held
	05/31/14	BALANCE FORWARD	\$24,430,394.16	1.000		24,430,394.160
41638	06/11/14	ONLINE WIRE REDEMPTION	\$14,000,000.00		14,000,000.000	
42190	06/30/14	DIVIDEND REINVEST	\$4,441.37		4,441.370	
<b>Account Value as of 06/30/14</b>			<b>\$10,434,835.53</b>	<b>1.000</b>		<b>10,434,835.530</b>

Thank you for your business. If you have any questions about these transactions, call 888-288-4638.

## IMPORTANT DISCLOSURES

### IMET Activity

This section shows all of the activity in the 1-3 Year Fund and the Convenience Fund. The Share Price represents the closing Net Asset Value of the respective fund as the end date on this statement.

Information regarding the IMET's investment objectives, risks, charges and expenses can be found in the IMET Offering Circular, which can be obtained by calling the IMET home office at 630-571-0480 x229.

### Additional Disclosures

Any performance data featured represents past performance, which is no guarantee of future results. Investment return and the share price of the 1-3 Year Fund will fluctuate. Current performance may be higher or lower than the performance data quoted. Please call IMET for the most recent performance figures.

Pursuant to an agreement between IMET and JP Morgan Chase NA, deposits in the Convenience Fund are collateralized to a minimum level of 110% by guaranteed obligations of the US Treasury. For additional information regarding the collateral agreement please contact IMET at 630-571-0480 x229. The Convenience Fund will be managed so as to maintain a stable \$1.00 share price, although there is no guarantee that it will do so.

**FOR A CHANGE OF ADDRESS, PLEASE NOTIFY IMET IN WRITING.**

**PLEASE ADVISE IMET IMMEDIATELY OF ANY DISCREPANCIES ON YOUR STATEMENT BY CALLING 1-888-288-IMET (4638).**

### Anti-Money Laundering Disclosure

Notice: Pursuant to the US regulations issued under Section 311 of the USA Patriot Act, 31 CFR 103.192, we are prohibited from opening or maintaining a correspondent account for, or on behalf of, the country of Myanmar, the country of Nauru, the Commercial Bank of Syria, its subsidiary Syrian Lebanese Commercial Bank, VEF Banka and its subsidiaries, Infobank and its subsidiaries, Asia Wealth Bank, Myanmar Mayflower Bank, and Banco Delta SARL, including its subsidiaries Delta Asia Credit Limited and Delta Asia Insurance Limited. The regulations also require us to notify you that your account may not be used to provide the listed foreign banks with access to our financial institution. If we become aware that the listed foreign banks are indirectly using your account, we will be required to take appropriate steps to prevent such access, including terminating your account.

**Thank you for your business. If you have any questions about these transactions, call 888-288-4638.**



# IMET Activity Statement

06/01/14 to 06/30/14

**Oak Park Elementary School District 97**

**IMET Activity**

## 1-3 Year Fund

**Bond Proceeds (20422-201)**

Transaction	Settle Date	Transaction Description	Dollar Amount	Share Price	Shares	Shares Held
	05/31/14	BALANCE FORWARD	\$0.00	19.111		0.000
<b>Account Value as of 06/30/14</b>			<b>\$0.00</b>	<b>19.104</b>		<b>0.000</b>

## Convenience Fund

**Bond Proceeds (20422-201)**

Transaction	Settle Date	Transaction Description	Dollar Amount	Share Price	Shares	Shares Held
	05/31/14	BALANCE FORWARD	\$1,763,480.51	1.000		1,763,480.510
42191	06/30/14	DIVIDEND REINVEST	\$516.18		516.180	
<b>Account Value as of 06/30/14</b>			<b>\$1,763,996.69</b>	<b>1.000</b>		<b>1,763,996.690</b>

**PLEASE NOTE: THE FUND WILL BE CLOSED JULY 4TH IN OBSERVANCE OF THE INDEPENDENCE DAY HOLIDAY.**

Thank you for your business. If you have any questions about these transactions, call 888-288-4638.

## IMPORTANT DISCLOSURES

### IMET Activity

This section shows all of the activity in the 1-3 Year Fund and the Convenience Fund. The Share Price represents the closing Net Asset Value of the respective fund as the end date on this statement.

Information regarding the IMET's investment objectives, risks, charges and expenses can be found in the IMET Offering Circular, which can be obtained by calling the IMET home office at 630-571-0480 x229.

### Additional Disclosures

Any performance data featured represents past performance, which is no guarantee of future results. Investment return and the share price of the 1-3 Year Fund will fluctuate. Current performance may be higher or lower than the performance data quoted. Please call IMET for the most recent performance figures.

Pursuant to an agreement between IMET and JP Morgan Chase NA, deposits in the Convenience Fund are collateralized to a minimum level of 110% by guaranteed obligations of the US Treasury. For additional information regarding the collateral agreement please contact IMET at 630-571-0480 x229. The Convenience Fund will be managed so as to maintain a stable \$1.00 share price, although there is no guarantee that it will do so.

**FOR A CHANGE OF ADDRESS, PLEASE NOTIFY IMET IN WRITING.**

**PLEASE ADVISE IMET IMMEDIATELY OF ANY DISCREPANCIES ON YOUR STATEMENT BY CALLING 1-888-288-IMET (4638).**

### Anti-Money Laundering Disclosure

Notice: Pursuant to the US regulations issued under Section 311 of the USA Patriot Act, 31 CFR 103.192, we are prohibited from opening or maintaining a correspondent account for, or on behalf of, the country of Myanmar, the country of Nauru, the Commercial Bank of Syria, its subsidiary Syrian Lebanese Commercial Bank, VEF Banka and its subsidiaries, Infobank and its subsidiaries, Asia Wealth Bank, Myanmar Mayflower Bank, and Banco Delta SARL, including its subsidiaries Delta Asia Credit Limited and Delta Asia Insurance Limited. The regulations also require us to notify you that your account may not be used to provide the listed foreign banks with access to our financial institution. If we become aware that the listed foreign banks are indirectly using your account, we will be required to take appropriate steps to prevent such access, including terminating your account.

**Thank you for your business. If you have any questions about these transactions, call 888-288-4638.**

**BUDGET TRANSFERS for the month of June 2014**

<b>BJE#</b>	<b>Date</b>	<b>Account # From</b>	<b>Account # To</b>	<b>Dollar Amount</b>	<b>Reason</b>
1	6/2/2014	101.E.00.221.0331	101.E.00.111.0411	\$92.87	Account shortage
1	6/2/2014	101.E.30.222.0433	101.E.00.111.0411	\$70.31	Account shortage
1	6/2/2014	101.E.47.165.0411	101.E.00.111.0411	\$54.08	Account shortage
1	6/2/2014	101.E.49.120.0411	101.E.00.111.0411	\$29.29	Account shortage
1	6/2/2014	101.E.00.111.0420	101.E.00.111.0411	\$1,000.00	Account shortage
2	6/2/2014	101.M.27.266.0323	101.M.27.266.0321	\$2,681.61	Account shortage
3	6/3/2014	101.C00.111.0420	101.C.00.111.0411	\$152.00	Account shortage
4	6/3/2014	102.M.70.254.0413	102.M.70.254.0475	\$2,000.00	Account shortage
4	6/3/2014	102.M.70.254.0341	102.M.70.254.0475	\$2,000.00	Account shortage
5	6/3/2014	102.M.70.254.0543	102.M.70.254.0522	\$2,000.00	Account shortage
6	6/3/2014	102.M.70.254.0337	102.M.70.254.0306	\$1,400.00	To cover cement work at Hatch/Longfellow
6	6/3/2014	102.M.70.254.0336	102.M.70.254.0306	\$600.00	To cover cement work at Hatch/Longfellow
7	6/3/2014	102.M.70.254.0468	102.M.70.254.0462	\$7,957.00	To replace 8 bad compressors
7	6/3/2014	102.M.70.254.0328	102.M.70.254.0462	\$2,406.00	To replace 8 bad compressors
7	6/3/2014	102.M.70.254.0330	102.M.70.254.0462	\$526.00	To replace 8 bad compressors
7	6/3/2014	102.M.70.254.0461	102.M.70.254.0462	\$5,000.00	To replace 8 bad compressors
8	6/4/2014	101.F.14.300.0402	101.F.14.111.0411	14.68	Account shortage
9	6/5/2014	102.M.70.254.0364	102.M.70.254.0335	\$267.00	Account shortage
10	6/5/2014	102.M.70.254.0364	102.M.70.254.0303	\$80.00	Account shortage
11	6/9/2014	101.G.00.111.0411	101.G.30.222.0433	\$31.33	Account shortage
12	6/9/2014	102.M.70.254.0332	102.M.70.254.0306	\$1,000.00	Longfellow Bench Pad
13	6/9/2014	101.D.28.111.0411	101.D.24.150.0312	\$100.00	Account shortage
14	6/11/2014	101.M.96.221.0323	101.M.27.266.0112	\$12,000.00	One time stipend Interim Dir. of Technology
15	6/12/2014	101.M.66.221.0304	101.M.66.221.0360	\$1,895.95	Account shortage
15	6/12/2014	101.M.66.221.0306	101.M.66.221.0360	\$350.00	Account shortage
16	6/12/2014	101.I.00.111.0420	101.I.00.111.0411	\$132.74	Account shortage
17	6/13/2014	101.D.28.111.0411	101.D.28.241.0360	\$2,200.00	Account shortage
18	6/13/2014	101.E.00.111.0411	101.E00.241.0360	\$305.10	Account shortage
19	6/16/2014	101.A.00.111.0411	101.A.00.241.0360	\$1,652.57	Account shortage
20	6/17/2014	101.B.28.111.0411	101.B.49.120.0411	\$54.85	Account shortage
21	6/17/2014	101.B.28.111.0411	101.B.28.241.0360	\$1,252.40	Account shortage
22	6/18/2014	102.M.70.254.0469	102.M.70.254.0413	\$300.00	Account shortage
23	6/18/2014	102.M.70.254.0469	102.M.70.254.0334	\$100.00	Account shortage
24	6/18/2014	102.M.70.254.0469	102.M.70.254.0475	\$200.00	Account shortage
25	6/18/2014	101.F.00.111.0420	101.F00.241.0360	\$1,078.70	Account shortage
26	6/18/2019	101.E00.111.0411	101.E30.222.0433	\$15.18	Account shortage
27	6/18/2014	101.I.00.221.0333	101.I.00.221.0360	\$482.41	Account shortage
27	6/18/2014	101.I.00.221.0333	101.I.00.111.0411	\$19.36	Account shortage
28	6/23/2014	101.G.00.111.0411	101.G.30.222.0433	\$122.44	Account shortage
29		Deleted			Account shortage

<b>BJE#</b>	<b>Date</b>	<b>Account # From</b>	<b>Account # To</b>	<b>Dollar Amount</b>	<b>Reason</b>
30	6/26/2014	101.M.96.232.0360	101.M.92.231.0360	\$135.78	Account shortage
31	6/26/2014	101.B.28.111.0412	101.B.28.111.0411	\$216.97	Account shortage
31	6/26/2014	101.B.24.150.0312	101.B.28.111.0411	\$49.49	Account shortage
32	6/30/2014	101.M.49.120.0196	101.M.49.120.0613	\$12,000.00	To correct budget transfer