

SUBJECT: Consideration and possible approval of Quarterly Investment Report for 06/01/2024 – 8/31/2024.

BACKGROUND: Section 2256.009 (b) of the Texas Government Code requires that not less than quarterly, a report of the district's investment transactions shall be provided to the Board

FINANCIAL IMPLICATIONS: None

RECOMMENDATION: We recommend approval of Quarterly Investment Report for 06/01/2024 – 08/31/2024.

Compliance Statement:

We, the approved investment officers of Pasadena ISD hereby certify that this investment report represents the investment position of the district as of August 31, 2023, in compliance with Board approved investment policy, the Public Funds Investment Act (Texas Government Code 2256), and Generally Accepted Accounting Principles (GAAP).

CABINET MEMBER: Tamika Alford-Stephens

CONTACT PERSON: Derek Gillard
Bethany Jordan

BOARD MEETING DATE: September 24, 2024



Bethany Jordan, Executive Director of Financial Services



Derek Gillard, Executive Director of Business Services



Tamika Alford-Stephens, CFO



PUBLIC FUNDS ADVISORY

Pasadena ISD

Quarterly Investment Report

PRESENTED BY:

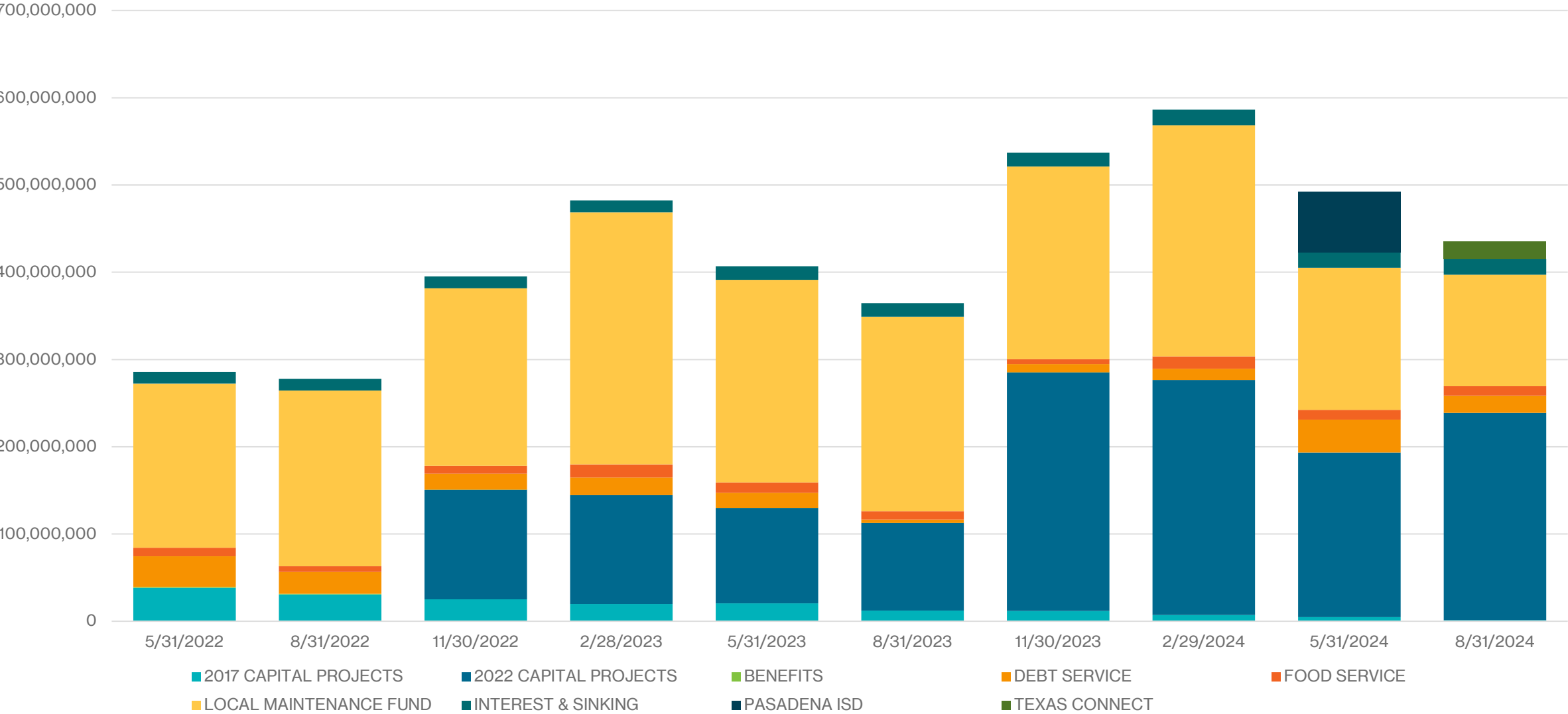
NICK VACCARI, CTP
DIRECTOR, ADVISORY SERVICES

AUGUST 31, 2024



MEEDER
PUBLIC FUNDS

Historical Fund Balances – All Funds



Portfolio Summary – General

As of 8/31/2024



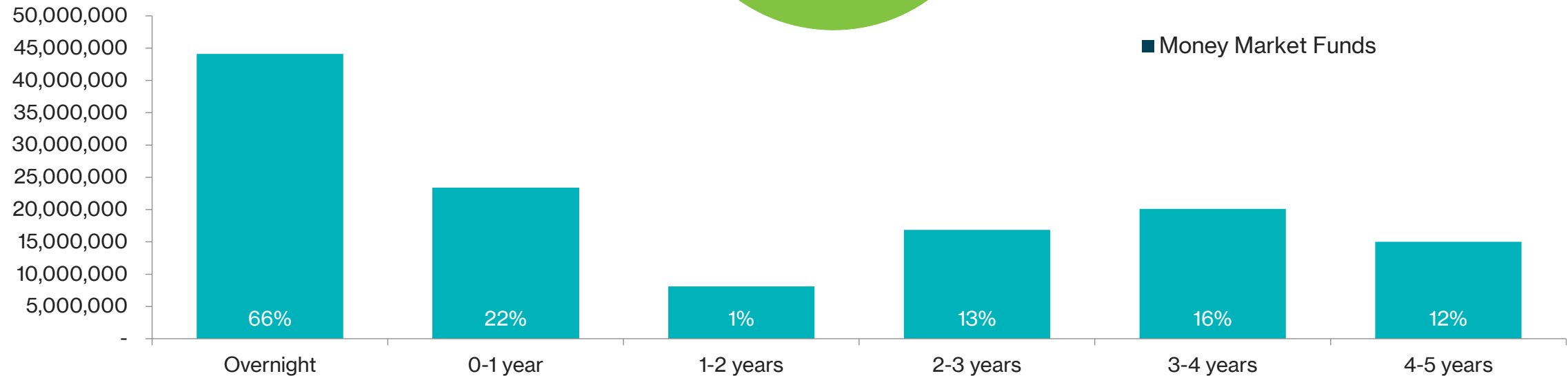
Your Portfolio

Cash/LGIPs	\$44,111,479
Securities Cost	\$83,373,532
Total	\$127,485,011

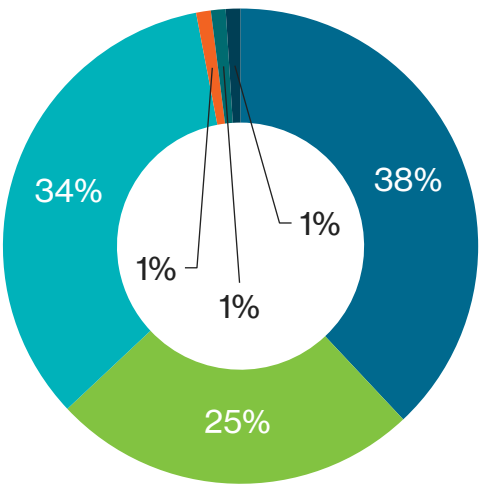
Your Portfolio

Weighted Average Maturity	1.62 years
Weighted Average Yield	4.14%
Est. Annual Interest Income	\$5,277,879

Your Maturity Distribution



Your Asset Allocation



- US Government Agencies
- US Treasuries
- Local Government Investment Pools
- Gulf Coast Educations CD
- Commercial Paper
- Money Market Funds

Portfolio Summary – Capital Projects 2022

As of 8/31/2024



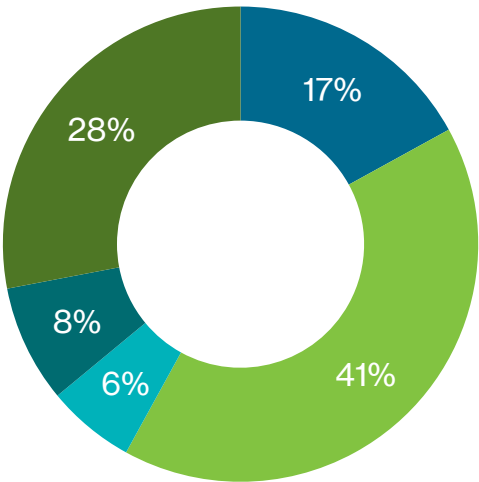
Your Portfolio

Cash/LGIPs	\$79,226,197
Securities Book Value	\$158,269,022
Total	\$237,495,219

Your Portfolio

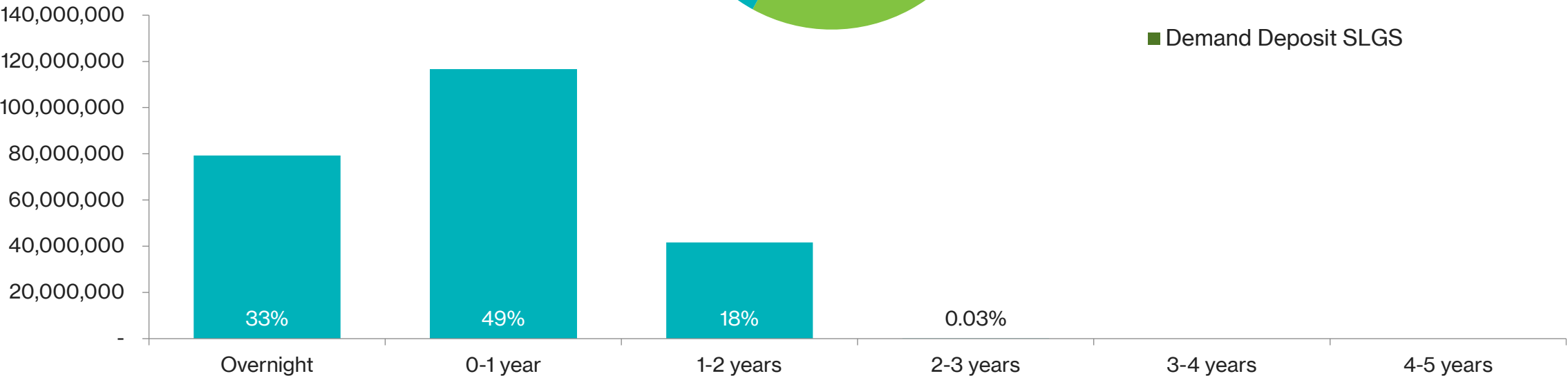
Weighted Average Maturity	0.47 years
Weighted Average Yield	4.85%
Est. Annual Interest Income	\$11,518,518

Your Asset Allocation



- US Government Agencies
- US Treasuries
- Local Government Investment Pools
- Commercial Paper
- Demand Deposit SLGS

Your Maturity Distribution



Portfolio Summary – Capital Projects 2017

As of 8/31/2024



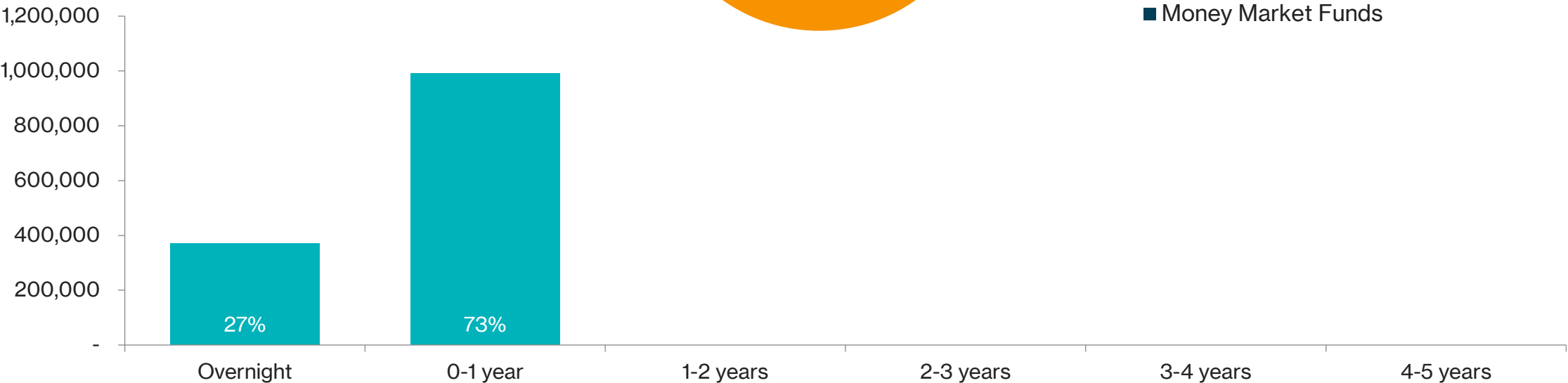
Your Portfolio

Cash/LGIPs	\$371,745
Securities Book Value	\$990,000
Total	\$1,361,745

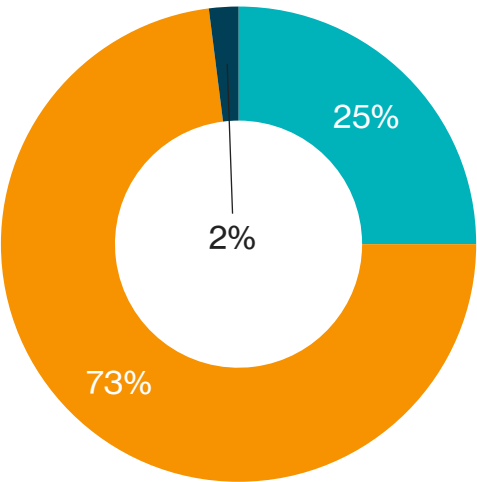
Your Portfolio

Weighted Average Maturity	0.10 years
Weighted Average Yield	1.78%
Est. Annual Interest Income	\$24,239

Your Maturity Distribution



Your Asset Allocation



- Local Government Investment Pools
- Municipal Bonds & Notes
- Money Market Funds

Portfolio Summary – Debt Service

As of 8/31/2024

Your Portfolio

Cash/LGIPs	\$19,646,518
Securities Book Value	\$0
Total	\$19,646,518

Your Portfolio

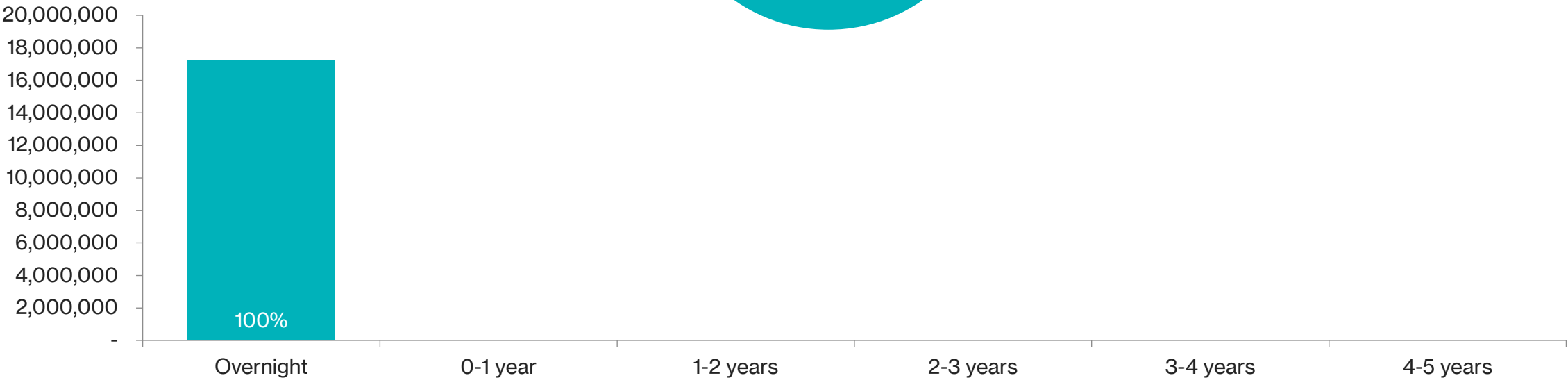
Weighted Average Maturity	0.00 years
Weighted Average Yield	5.44%
Est. Annual Interest Income	\$1,068,771

Your Asset Allocation



■ Local Government Investment Pools

Your Maturity Distribution



Portfolio Summary – Debt Service Sinking Fund

As of 8/31/2024



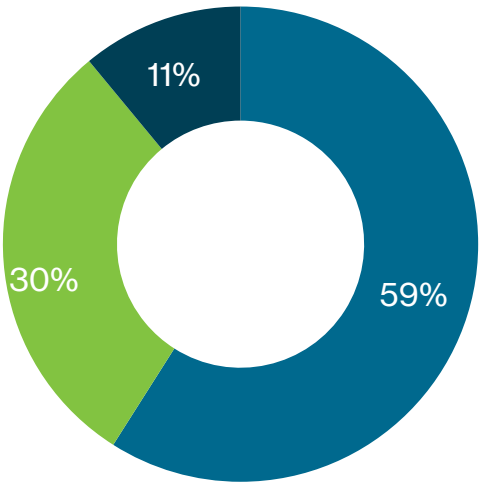
Your Portfolio

Cash/LGIPs	\$2,095,589
Securities Book Value	\$15,890,152
Total	\$17,985,741

Your Portfolio

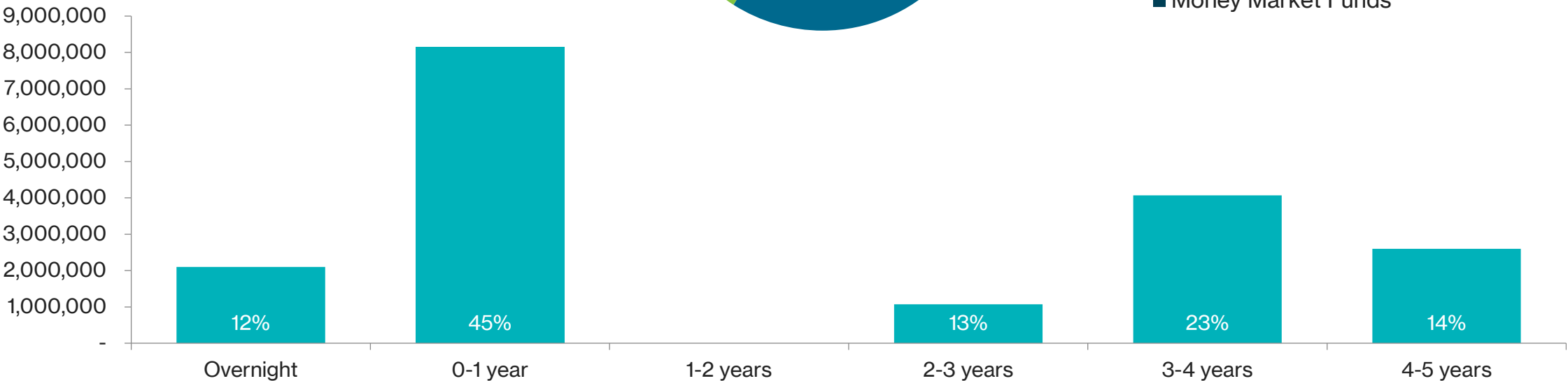
Weighted Average Maturity	1.81 years
Weighted Average Yield	2.23%
Est. Annual Interest Income	\$401,082

Your Asset Allocation



- US Government Agencies
- US Treasuries
- Money Market Funds

Your Maturity Distribution



Portfolio Summary – Benefits

As of 8/31/2024

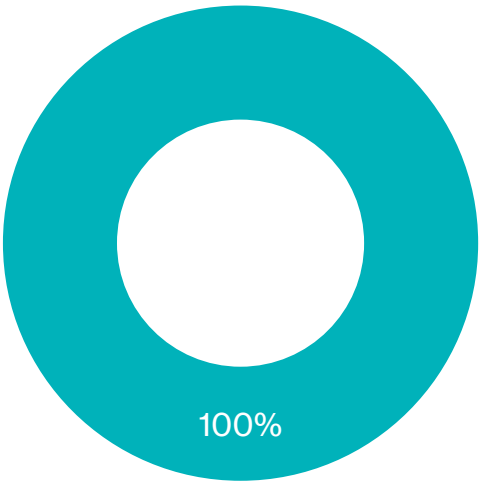
Your Portfolio

Cash/LGIPs	\$0.79
Securities Book Value	\$0
Total	\$0.79

Your Portfolio

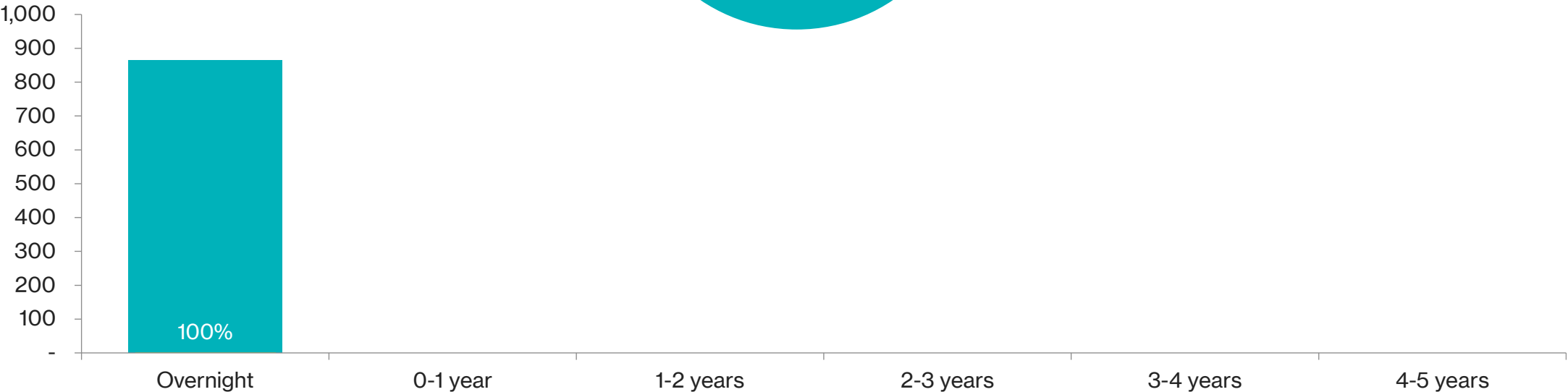
Weighted Average Maturity	0.00 years
Weighted Average Yield	5.44%
Est. Annual Interest Income	\$0

Your Asset Allocation



■ Local Government Investment Pools

Your Maturity Distribution



Portfolio Summary – Food Service

As of 5/31/2024



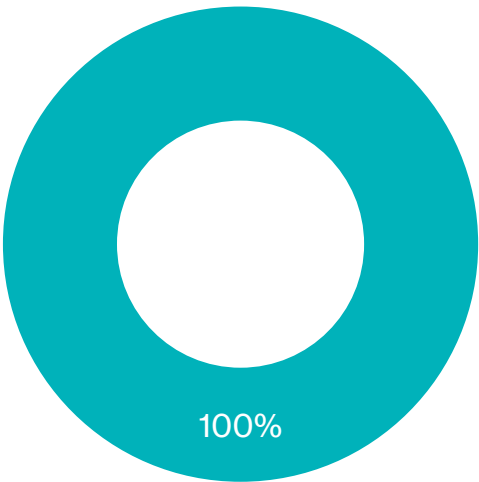
Your Portfolio

Cash/LGIPs	\$11,209,641
Securities Book Value	\$0
Total	\$11,209,641

Your Portfolio

Weighted Average Maturity	0.00 years
Weighted Average Yield	5.39%
Est. Annual Interest Income	\$604,200

Your Asset Allocation



Local Government Investment Pools

Your Maturity Distribution

