



## **ALEDO ISD BOARD MEETING TEMPLATE**

**MEETING DATE:** August 29, 2011

**AGENDA ITEM:** ACT College Readiness Report

**ALIGNS TO BOARD GOAL(S):** #1 Students will meet or exceed educational performance standards

### **Background Information:**

- Every year the district receives an ACT achievement report which reflects trend scores for Aledo graduates over a five year time period
- Aledo ISD has seen a steady increase in student ACT scores in every testing category over the past five years
- Aledo students scored above the state average in every testing category for the last five years
- Trend data indicates that students who take Algebra I, Algebra 2, and Geometry typically score higher on the math portion of the ACT than students who take less than three years of math
- Trend data indicates that students taking Biology and Chemistry in combination of with Physics typically score higher on the science portion of the ACT than students taking less than three years of science

**Administrative Considerations:** Report item only

**FISCAL NOTE:** There are no fiscal implications for this item

**Administrative Recommendation:** Administration recommends



College Readiness Letter for:  
ALEDO IND SCHOOL DISTRICT

July 18, 2011  
Code: 448628

SUPERINTENDENT  
ALEDO IND SCHOOL DISTRICT  
1008 BAILEY RANCH RD  
ALEDO, TX 76008



011062110

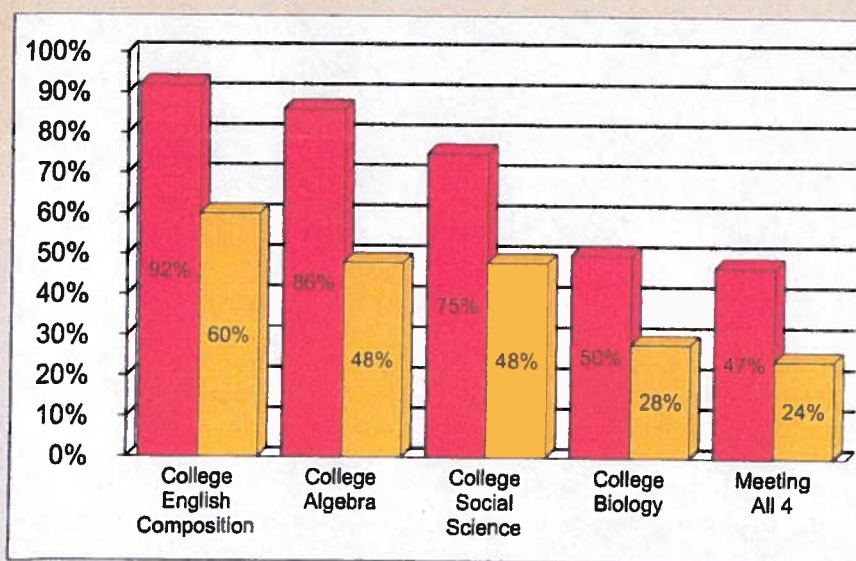
This report reflects the achievement of your graduates on the ACT over time and an indication of the extent to which they are prepared for college-level work. The ACT consists of curriculum-based tests of educational development in English, mathematics, reading, and science designed to measure the skills needed for success in first year college coursework. Table 1 shows the five-year trend of your ACT-tested graduates. From this table you can determine:

- Changes in the number and percentage of participants
- Score changes in subject areas and the ACT composite
- How your graduates compare with state averages

**Table 1: Five Year Trends - Average ACT Scores**

Grad Year	Total Tested		English		Mathematics		Reading		Science		Composite	
	District	State	District	State	District	State	District	State	District	State	District	State
2007	105	76,542	22.9	19.5	22.7	20.8	23.3	20.6	22.5	20.4	22.9	20.5
2008	121	79,050	23.1	19.8	23.2	21.2	24.0	20.9	22.4	20.5	23.3	20.7
2009	206	82,640	24.0	19.9	23.5	21.3	24.7	20.9	23.2	20.6	24.0	20.8
2010	157	92,615	24.6	19.7	25.1	21.4	25.5	20.8	24.1	20.9	25.0	20.8
2011	173	101,569	24.7	19.6	25.6	21.5	25.0	20.7	23.8	20.8	24.9	20.8

**Figure 1. Percent of ACT-Tested Students Ready for College-Level Coursework**



**Are Your Students Ready for College?**

While students will pursue a variety of paths after high school, all students should be prepared for college and work. Through collaborative research with postsecondary institutions nationwide, ACT has established the following as college readiness benchmark scores for designated college courses:

- \* English Composition: 18 on ACT English Test
- \* Algebra: 22 on ACT Mathematics Test
- \* Social Science: 21 on ACT Reading Test
- \* Biology: 24 on ACT Science Test

■ Your District  
■ State

A benchmark score is the minimum score needed on an ACT subject-area test to indicate a 50% chance of obtaining a B or higher or about a 75% chance of obtaining a C or higher in the corresponding credit-bearing college courses.

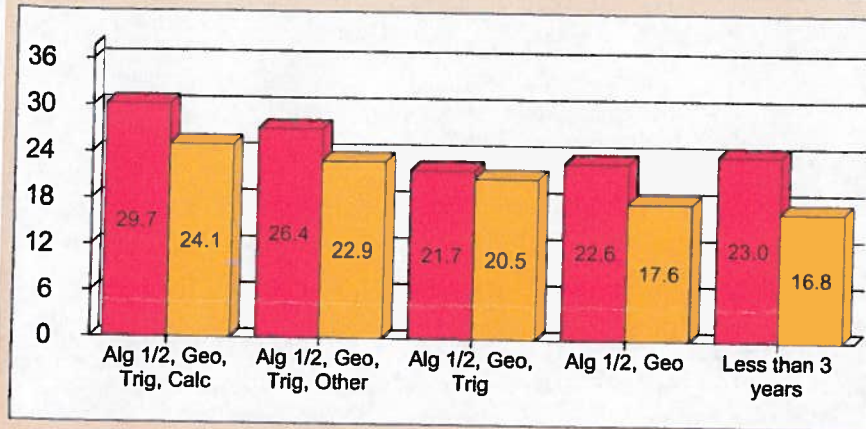
A High School College Readiness Letter has been sent to the Principal of each high school with at least one ACT-tested graduate.



## College Readiness Letter for: ALEDO IND SCHOOL DISTRICT

ACT Research has shown that it is the rigor of coursework - rather than simply the number of core courses - that has the greatest impact on ACT performance and college readiness. Figures 2 and 3 report the value added by increasingly rigorous coursework in mathematics and science respectively.

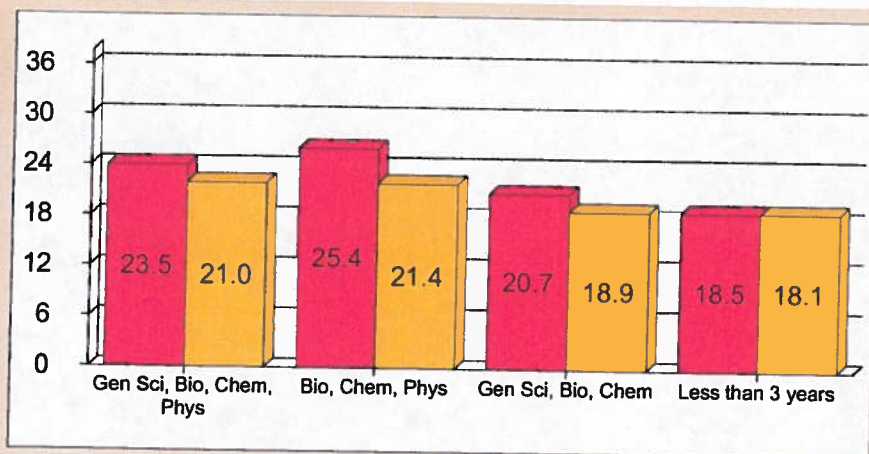
**Figure 2. Average ACT Mathematics Scores by Course Sequence**



### Value Added by Mathematics Courses

Students who take a minimum of Algebra 1, Algebra 2, and Geometry typically achieve higher ACT Mathematics scores than students who take less than three years of mathematics. In addition, students who take more advanced mathematics courses substantially increase their ACT Mathematics score.

**Figure 3. Average ACT Science Scores by Course Sequence**



### Value Added by Science Courses

Students taking Biology and Chemistry in combination with Physics typically achieve higher ACT Science scores than students taking less than three years of science courses.

In order to ensure that all students are ready for college and work, an overview of vital action steps is provided.

#### College Readiness for All: An Action Plan for Schools and Districts

- Create a Common Focus.** Establish collaborative partnerships with local and state postsecondary institutions to come to a shared understanding of what students need to know for college and workplace readiness. Use ACT's College Readiness Standards and the ACT as a common language to define readiness.
- Establish High Expectations for All.** Create a school culture that identifies and communicates the need for all students to meet or exceed College Readiness Benchmark Scores.
- Require a Rigorous Curriculum.** Review and evaluate the rigor and alignment of courses offered and required in your school in English, mathematics, and science to ensure that the foundational skills leading to readiness for college-level work are taught, reaffirmed, and articulated across courses.
- Provide Student Counseling.** Engage all students in early college and career awareness, help them to set high aspirations, and ensure that they plan a rigorous high school coursework program.
- Measure and Evaluate Progress.** Monitor and measure every student's progress early and often using college readiness assessments like EXPLORE, PLAN and the ACT. Make timely interventions with those students who are not making adequate progress in meeting college readiness standards.

To learn more about these recommended action steps and ACT programs that will help improve college readiness for your students, contact your ACT Regional Director at 512-320-1850 or email [Austin@act.org](mailto:Austin@act.org).