

Collin County Community College District

# Investment Report

As of October 31, 2024



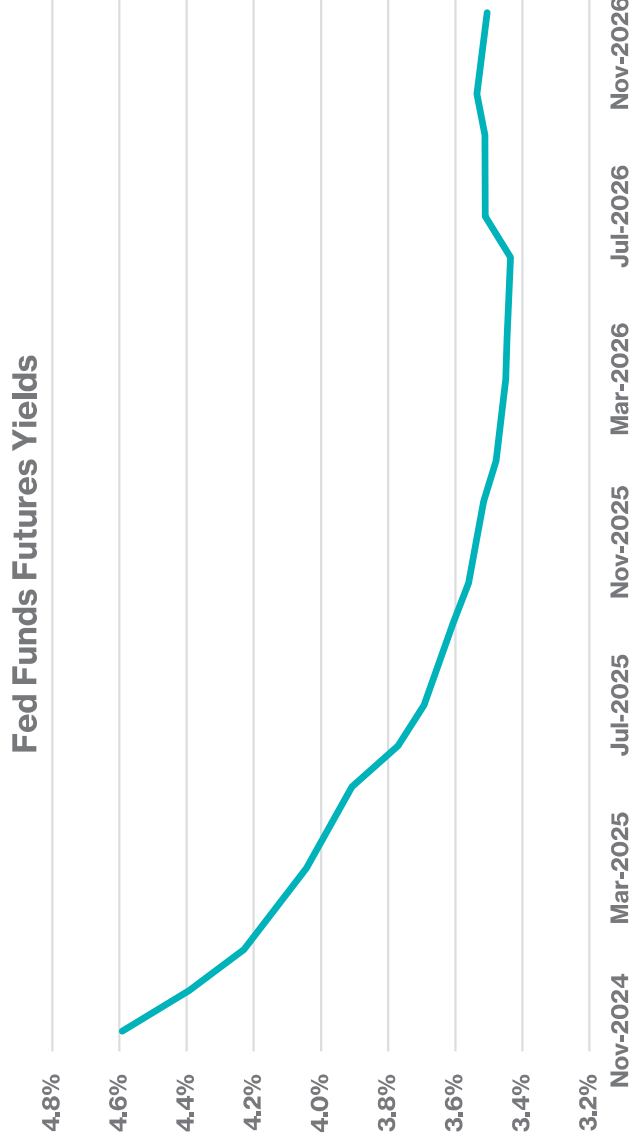
**M E E D E R**  
PUBLIC FUNDS

# OBSERVATIONS AND EXPECTATIONS

- Fed Funds rate expected to decline materially less than the previous two cycles
- Inflation continues its decline but may be slightly sticky over the next year
- Residential construction remains resilient as mortgage rates have dropped
- Election results will most likely add uncertainty to the economy and markets

## How Low Will the Fed Funds Go This Cycle?

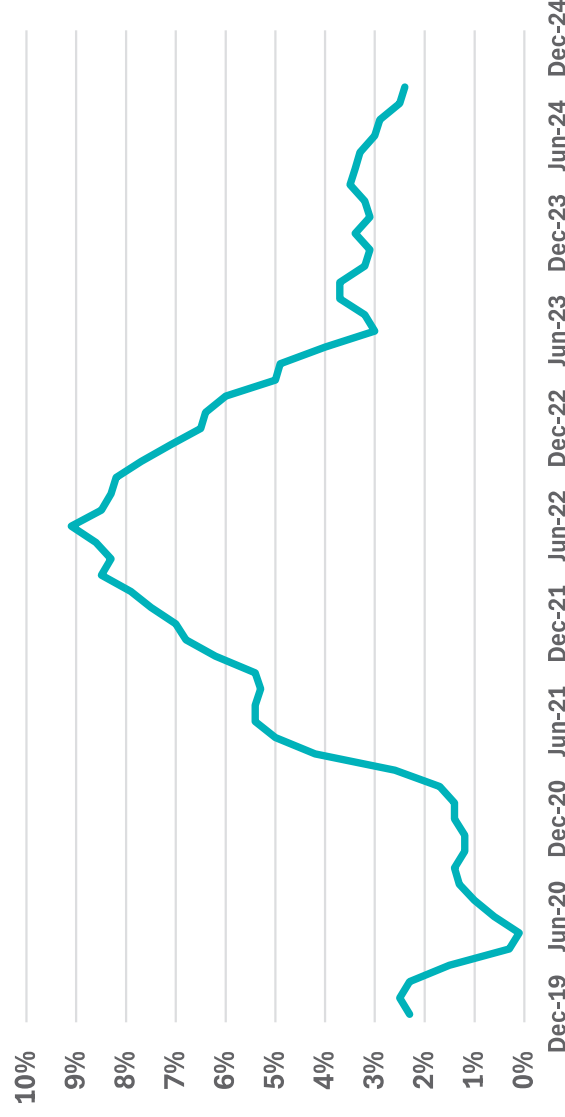
- The Fed Funds futures market is expecting the Fed Funds rate to bottom around 3.4% this cycle. Unlike the previous two cycles (Great Recession and COVID) which pushed the Fed Funds rate down to near zero.



## Inflation's Rate of Change Declining Materially

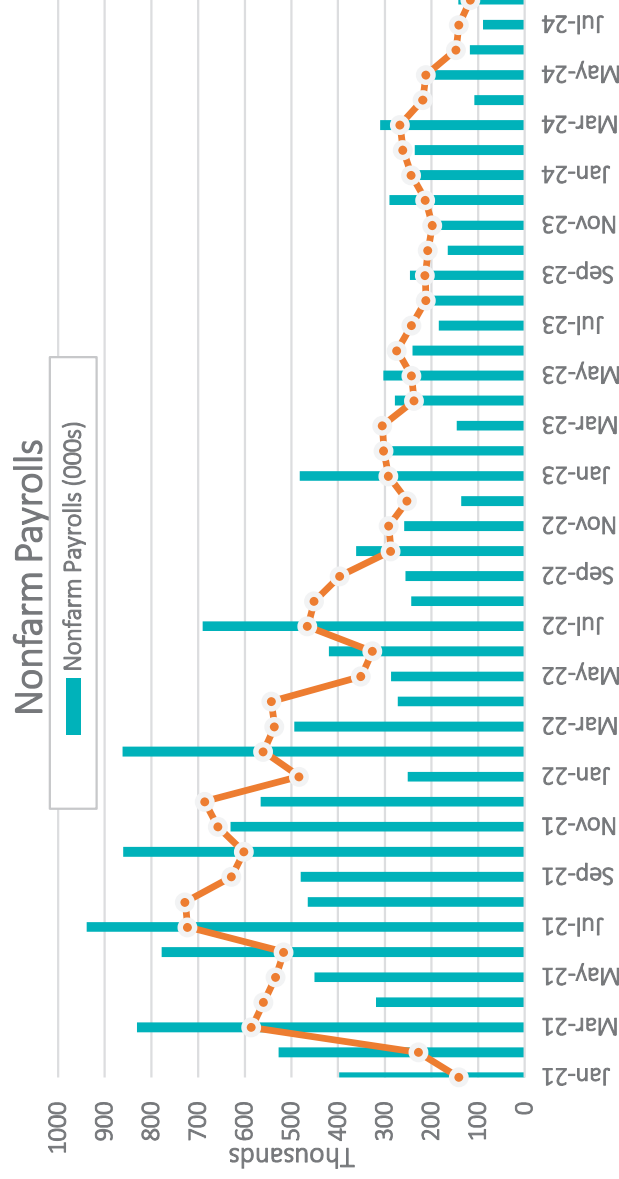
- General inflation has increased approximately 22% from pre-COVID levels.
- The Consumer Price Index (CPI) on a year-over-year basis has declined materially from its 9.1% cycle high in June 2022 to its current rate of 2.4%.
- This lower rate of inflation has been one of the reasons the Federal Reserve mentioned they expect to cut rates over the next year.

CPI YoY



SOURCES: BLOOMBERG, BUREAU OF LABOR STATISTICS

## A Leading Employment Indicator is Still Showing Solid Growth



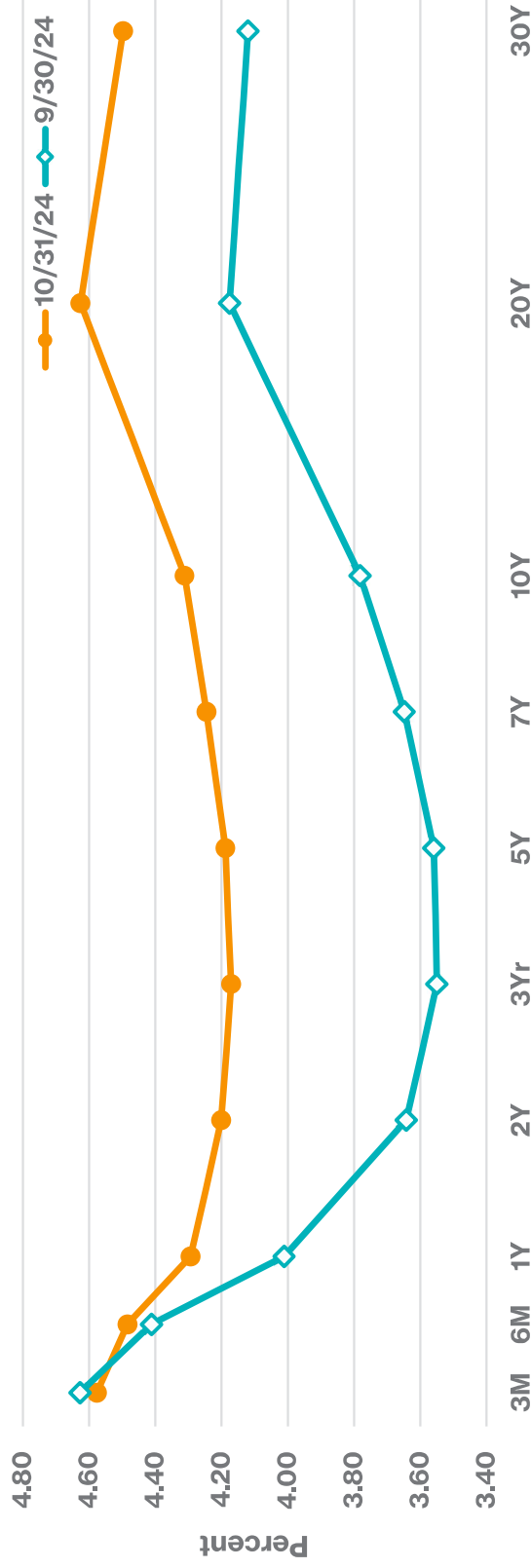
- Employment data are typically lagging economic indicators.
- Bucking this trend is the number of residential construction employees.
- In previous cycles, we've seen a decline in this category about a year before a recession (shaded areas). This indicator is still climbing.

SOURCES: BLOOMBERG, BUREAU OF LABOR STATISTICS

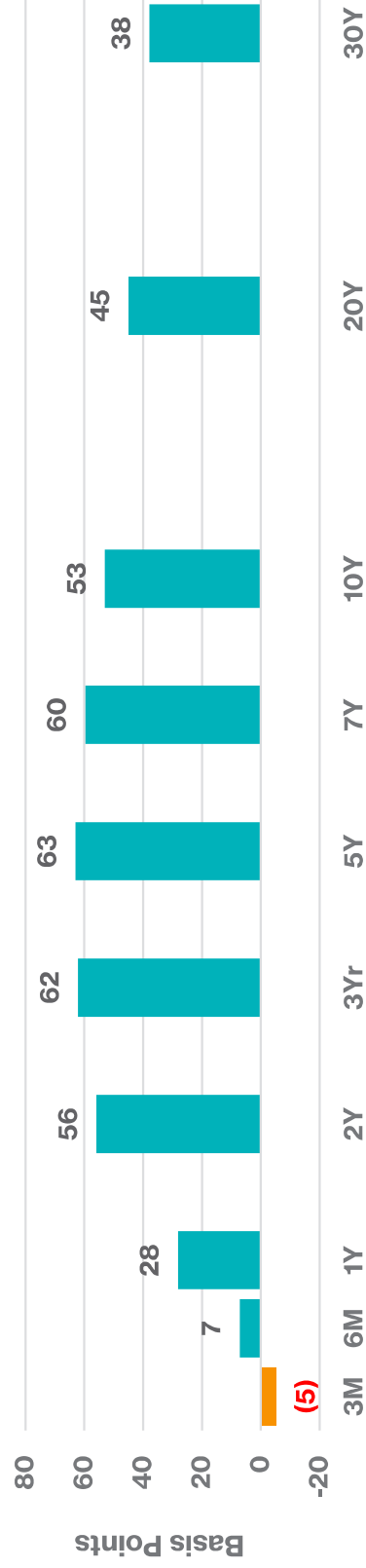
# Almost All Treasury Rates Increased During October...Especially Intermediate-Term Rates



U.S. Treasury Yield Curve Change



Basis Point Change



SOURCE: BLOOMBERG



## Contents

---

Portfolio Summary	6
Portfolio Overview	7
Summary by Type	8
Position Statement	10
Cash Reconciliation Report	15
Transaction Statement	17
Amortization Schedule	20
Accrued Interest Schedule	22
Earnings by Fund	25

## Portfolio Summary

**4.66**

Weighted Average Yield to Maturity

**0.52**

Weighted Average Maturity (Years)

**0.72**

Portfolio Effective Duration (Years)

**0.52**

Weighted Average Life (Years)

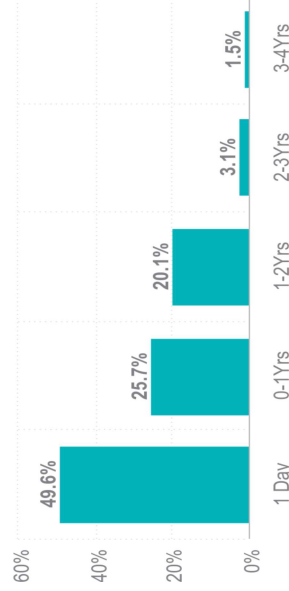
**AA+**

Average Credit Rating

## Portfolio Position

<b>Par Value</b>	\$387,923,212
<b>Principal Cost</b>	\$384,741,219
<b>Book Value</b>	\$386,717,311
<b>Market Value</b>	\$386,972,391
<b>Unrealized Gain/Loss</b>	\$255,081
<b>Accrued Interest</b>	\$1,689,736

## Maturity Distribution



## Sector Allocation





# Portfolio Overview

SECURITY TYPE	PAR VALUE	MARKET VALUE	BOOK VALUE	PORTFOLIO	% OF	DAYS TO	YIELD
					PORTFOLIO	MATURITY	
Bank Deposits	37,633.70	37,633.70	37,633.70		0.01%	1	0.00
LGIP	111,885,578.14	111,885,578.14	111,885,578.14		28.91%	1	4.91
Money Market Funds	80,000,000.00	80,000,000.00	80,000,000.00		20.67%	1	4.74
Commercial Paper	25,000,000.00	24,659,322.92	24,659,322.92		6.37%	96	5.28
U.S. Treasuries	45,500,000.00	44,953,261.71	45,009,933.63		11.62%	480	4.53
U.S. Agencies	125,500,000.00	125,436,595.00	125,124,842.35		32.41%	394	4.31
<b>TOTAL</b>	<b>387,923,211.84</b>	<b>386,972,391.47</b>	<b>386,717,310.74</b>		<b>100.00%</b>	<b>190</b>	<b>4.66</b>

## CASH AND ACCRUED INTEREST

Purchased Accrued Interest

18,403.53

## TOTAL CASH AND INVESTMENTS

387,923,211.84

386,735,714.27

190

4.66

## TOTAL EARNINGS

### CURRENT MONTH

1,489,156.86



## Summary by Type

SECURITY TYPE	# OF SECURITIES	PAR VALUE	BOOK VALUE	% OF PORTFOLIO	YIELD	DAYS TO FINAL MATURITY
<b>2020 BOND SERIES</b>						
LGIP	1	12,981,137.95	12,981,137.95	3.34	4.86	1
Money Market Funds	1	20,000,000.00	20,000,000.00	5.15	4.74	1
<b>TOTAL</b>	<b>2</b>	<b>32,981,137.95</b>	<b>32,981,137.95</b>	<b>8.52</b>	<b>4.79</b>	<b>1</b>
<b>BUILDING</b>						
LGIP	3	44,067,287.80	44,067,287.80	11.34	4.94	1
Money Market Funds	1	20,000,000.00	20,000,000.00	5.15	4.74	1
Commercial Paper	2	15,000,000.00	14,723,822.92	3.79	5.29	130
U.S. Treasuries	3	25,000,000.00	24,682,686.90	6.34	4.48	570
U.S. Agencies	3	20,000,000.00	20,042,597.09	5.21	3.40	235
<b>TOTAL</b>	<b>12</b>	<b>124,067,287.80</b>	<b>123,516,394.71</b>	<b>31.87</b>	<b>4.61</b>	<b>167</b>
<b>DEBT SERVICE</b>						
LGIP	1	8,559,488.45	8,559,488.45	2.20	4.86	1
Money Market Funds	1	10,000,000.00	10,000,000.00	2.57	4.74	1
<b>TOTAL</b>	<b>2</b>	<b>18,559,488.45</b>	<b>18,559,488.45</b>	<b>4.80</b>	<b>4.80</b>	<b>1</b>
<b>OPERATING</b>						
Bank Deposits	1	37,633.70	37,633.70	0.01	0.00	1
LGIP	4	30,062,054.69	30,062,054.69	7.74	4.92	1
U.S. Treasuries	3	20,500,000.00	20,327,246.73	5.27	4.60	372
U.S. Agencies	8	75,500,000.00	75,077,136.12	19.59	4.49	456
<b>TOTAL</b>	<b>16</b>	<b>126,099,688.39</b>	<b>125,504,071.23</b>	<b>32.55</b>	<b>4.61</b>	<b>334</b>
<b>STABILIZATION</b>						
LGIP	1	16,215,609.25	16,215,609.25	4.17	4.86	1
Money Market Funds	1	30,000,000.00	30,000,000.00	7.72	4.74	1





## Summary by Type

SECURITY TYPE	# OF SECURITIES	PAR VALUE	BOOK VALUE	% OF PORTFOLIO	YIELD	DAYS TO FINAL MATURITY
Commercial Paper	1	10,000,000.00	9,935,500.00	2.56	5.25	46
U.S. Agencies	4	30,000,000.00	30,005,109.14	7.86	4.49	345
<b>TOTAL</b>	<b>7</b>	<b>86,215,609.25</b>	<b>86,156,218.39</b>	<b>22.27</b>	<b>4.73</b>	<b>126</b>
<b>GRAND TOTAL</b>	<b>39</b>	<b>387,923,211.84</b>	<b>386,717,310.74</b>	<b>100.00</b>	<b>4.66</b>	<b>190</b>



## Position Statement

CUSIP	DESCRIPTION	TRADE DATE SETTLE DATE	PAR VALUE	PRINCIPAL COST PURCHASED INTEREST	TOTAL COST	YIELD TO MATURITY	MATURITY DATE	DAYS TO MATURITY	MARKET PRICE MARKET VALUE	UNREALIZED GAIN/LOSS BOOK VALUE	% OF MV	MOODY'S S&P RATING
<b>2020 BOND SERIES</b>												
<b>LGIP</b>												
TEXPOOL	TexPool	10/31/2024 10/31/2024	12,981,137.95	12,981,137.95 0.00	12,981,137.95	4.86		1	12,981,137.95	0.00 12,981,137.95	3.35	AAA
<b>LGIP TOTAL</b>			<b>12,981,137.95</b>	<b>12,981,137.95</b> <b>0.00</b>	<b>12,981,137.95</b>	<b>4.86</b>		<b>1</b>	<b>12,981,137.95</b>	<b>0.00</b> <b>12,981,137.95</b>	<b>3.35</b>	<b>AAA</b>
<b>MONEY MARKET FUNDS</b>												
31846V567	FIRST AMER:GVT OBLG,Z	10/31/2024 10/31/2024	20,000,000.00	20,000,000.00 0.00	20,000,000.00	4.74		1	20,000,000.00	0.00 20,000,000.00	5.17	Aaa AAA
<b>MONEY MARKET FUNDS TOTAL</b>			<b>20,000,000.00</b>	<b>20,000,000.00</b> <b>0.00</b>	<b>20,000,000.00</b>	<b>4.74</b>		<b>1</b>	<b>20,000,000.00</b>	<b>0.00</b> <b>20,000,000.00</b>	<b>5.17</b>	<b>AAA</b>
<b>2020 BOND SERIES TOTAL</b>			<b>32,981,137.95</b>	<b>32,981,137.95</b> <b>0.00</b>	<b>32,981,137.95</b>	<b>4.79</b>		<b>1</b>	<b>32,981,137.95</b>	<b>0.00</b> <b>32,981,137.95</b>	<b>8.52</b>	<b>AAA</b>

## BUILDING

<b>LGIP</b>												
TEXSTAR	TexSTAR	10/31/2024 10/31/2024	3,206,185.11	3,206,185.11 0.00	3,206,185.11	4.87		1	3,206,185.11	0.00 3,206,185.11	0.83	AAA
TEXPOOL	TexPool	10/31/2024 10/31/2024	12,548,911.90	12,548,911.90 0.00	12,548,911.90	4.86		1	12,548,911.90	0.00 12,548,911.90	3.24	AAA
139999988	Texas Connect	10/31/2024 10/31/2024	28,312,190.79	28,312,190.79 0.00	28,312,190.79	4.98		1	28,312,190.79	0.00 28,312,190.79	7.32	AAA
<b>LGIP TOTAL</b>			<b>44,067,287.80</b>	<b>44,067,287.80</b> <b>0.00</b>	<b>44,067,287.80</b>	<b>4.94</b>		<b>1</b>	<b>44,067,287.80</b>	<b>0.00</b> <b>44,067,287.80</b>	<b>11.39</b>	<b>AAA</b>
<b>MONEY MARKET FUNDS</b>												
31846V567	FIRST AMER:GVT OBLG,Z	10/31/2024 10/31/2024	20,000,000.00	20,000,000.00 0.00	20,000,000.00	4.74		1	20,000,000.00	0.00 20,000,000.00	5.17	Aaa AAA
<b>MONEY MARKET FUNDS TOTAL</b>			<b>20,000,000.00</b>	<b>20,000,000.00</b> <b>0.00</b>	<b>20,000,000.00</b>	<b>4.74</b>		<b>1</b>	<b>20,000,000.00</b>	<b>0.00</b> <b>20,000,000.00</b>	<b>5.17</b>	<b>AAA</b>
<b>COMMERCIAL PAPER</b>												
22533TNF9	CREDIT AGRINY 01/15/25	07/16/2024 07/16/2024	5,000,000.00	4,866,600.00 0.00	4,866,600.00	5.39	01/15/2025	76	98.91 4,945,327.87	0.00 4,945,327.87	1.28	P-1 A-1
22533TR73	CREDIT AGRINY 04/07/25	07/16/2024 07/16/2024	10,000,000.00	9,626,122.22 0.00	9,626,122.22	5.24	04/07/2025	158	97.78 9,778,495.05	0.00 9,778,495.05	2.53	P-1 A-1
<b>COMMERCIAL PAPER TOTAL</b>			<b>15,000,000.00</b>	<b>14,492,722.22</b> <b>0.00</b>	<b>14,492,722.22</b>	<b>5.29</b>		<b>130</b>	<b>98.16</b> <b>14,723,822.92</b>	<b>0.00</b> <b>14,723,822.92</b>	<b>3.80</b>	<b>A-1</b>
<b>U.S. TREASURIES</b>												



## Position Statement

CUSIP	DESCRIPTION	TRADE DATE SETTLE DATE	PAR VALUE	PRINCIPAL COST PURCHASED INTEREST	TOTAL COST	YIELD TO MATURITY	MATURITY DATE	DAYS TO MATURITY	MARKET PRICE MARKET VALUE	UNREALIZED GAIN/LOSS BOOK VALUE	% OF MV	MOODY'S S&P RATING
91282CED9	US TREASURY 1.750 03/15/25	03/27/2024 03/27/2024	15,000,000.00	14,538,867.19 0.00	14,538,867.19	5.05	03/15/2025	135	98.98 14,847,656.25	22,703.83 14,824,952.42	3.84	Aaa AA+
91282CLG4	US TREASURY 3.750 08/15/27	09/05/2024 09/05/2024	4,000,000.00	4,011,406.25 8,559.78	4,019,966.03	3.65	08/15/2027	1,018	99.02 3,960,625.00	(50,175.89) 4,010,800.89	1.02	Aaa AA+
9128284V9	US TREASURY 2.875 08/15/28	09/05/2024 09/05/2024	6,000,000.00	5,840,625.00 9,843.75	5,850,468.75	3.60	08/15/2028	1,384	95.52 5,731,406.28	(115,527.31) 5,846,933.59	1.48	Aaa AA+
<b>U.S. TREASURIES TOTAL</b>			<b>25,000,000.00</b>	<b>24,390,898.44 18,403.53</b>	<b>24,409,301.97</b>	<b>4.48</b>		<b>569</b>	<b>98.18 24,539,687.53</b>	<b>(142,999.37) 24,682,686.90</b>	<b>6.34</b>	<b>AA+</b>
<b>U.S. AGENCIES</b>												
3130AOCM3	FHLBANKS 1.000 12/20/24	12/10/2021 12/20/2021	5,000,000.00	5,000,000.00 0.00	5,000,000.00	1.00	12/20/2024	50	99.47 4,973,600.00	(26,400.00) 5,000,000.00	1.29	Aaa AA+
3133EN5Q9	FED FARM CR BKNS 4.500 01/10/25	01/09/2023 01/11/2023	5,000,000.00	5,013,700.00 0.00	5,013,700.00	4.36	01/10/2025	71	99.95 4,997,650.00	(3,662.46) 5,001,312.46	1.29	Aaa AA+
3130ATUC9	FHLBANKS 4.500 12/12/25	01/06/2023 01/10/2023	10,000,000.00	10,108,500.00 0.00	10,108,500.00	4.10	12/12/2025	407	100.18 10,017,900.00	(23,384.63) 10,041,284.63	2.59	Aaa AA+
<b>U.S. AGENCIES TOTAL</b>			<b>20,000,000.00</b>	<b>20,122,200.00 0.00</b>	<b>20,122,200.00</b>	<b>3.39</b>		<b>284</b>	<b>99.95 19,989,150.00</b>	<b>(53,447.09) 20,042,597.09</b>	<b>5.17</b>	<b>AA+</b>
<b>BUILDING TOTAL</b>			<b>124,067,287.80</b>	<b>123,073,108.46 18,403.53</b>	<b>123,091,511.99</b>	<b>4.61</b>		<b>167</b>	<b>123,319,948.25</b>	<b>(196,446.46) 123,516,394.71</b>	<b>31.87</b>	<b>AA</b>

### DEBT SERVICE

#### LGIP

TEXPOOL	TexPool	10/31/2024 10/31/2024	8,559,488.45	8,559,488.45 0.00	8,559,488.45	4.86		1	1.00 8,559,488.45	0.00 8,559,488.45	2.21	AAA
<b>LGIP TOTAL</b>			<b>8,559,488.45</b>	<b>8,559,488.45 0.00</b>	<b>8,559,488.45</b>	<b>4.86</b>		<b>1</b>	<b>1.00 8,559,488.45</b>	<b>0.00 8,559,488.45</b>	<b>2.21</b>	<b>AAA</b>

#### MONEY MARKET FUNDS

31846V567	FIRST AMER/GVT OBLG.Z	10/31/2024 10/31/2024	10,000,000.00	10,000,000.00 0.00	10,000,000.00	4.74		1	1.00 10,000,000.00	0.00 10,000,000.00	2.58	Aaa AAA
<b>MONEY MARKET FUNDS TOTAL</b>			<b>10,000,000.00</b>	<b>10,000,000.00 0.00</b>	<b>10,000,000.00</b>	<b>4.74</b>		<b>1</b>	<b>1.00 10,000,000.00</b>	<b>0.00 10,000,000.00</b>	<b>2.58</b>	<b>AAA</b>
<b>DEBT SERVICE TOTAL</b>			<b>18,559,488.45</b>	<b>18,559,488.45 0.00</b>	<b>18,559,488.45</b>	<b>4.80</b>		<b>1</b>	<b>18,559,488.45</b>	<b>18,559,488.45</b>	<b>4.80</b>	<b>AAA</b>

### OPERATING

#### BANK DEPOSITS



**Position Statement**

CUSIP	DESCRIPTION	TRADE DATE SETTLE DATE	PAR VALUE	PRINCIPAL COST PURCHASED INTEREST	TOTAL COST	YIELD TO MATURITY	MATURITY DATE	DAYS TO MATURITY	MARKET PRICE MARKET VALUE	UNREALIZED GAIN/LOSS BOOK VALUE	% OF MV	MOODY'S S&P RATING
515327828	JPMorgan Chase Commercial Checking Account	10/31/2024 10/31/2024	37,633.70	37,633.70 0.00	37,633.70	0.00		1	37,633.70 1.00	0.00 37,633.70	0.01	NA
<b>BANK DEPOSITS TOTAL</b>			<b>37,633.70</b>	<b>37,633.70 0.00</b>	<b>37,633.70</b>	<b>0.00</b>	<b>1</b>	<b>1</b>	<b>37,633.70</b>	<b>0.00</b>	<b>0.01</b>	<b>NA</b>
<b>LGIP</b>												
TXRANGE	Texas Range TexasDAI- LY Fund	10/31/2024 10/31/2024	5,726,413.87	5,726,413.87 0.00	5,726,413.87	4.93		1	5,726,413.87 1.00	0.00 5,726,413.87	1.48	AAA
TEXSTAR	TexSTAR	10/31/2024 10/31/2024	489,437.58	489,437.58 0.00	489,437.58	4.87		1	489,437.58 1.00	0.00 489,437.58	0.13	AAA
TEXPOOL	TexPool	10/31/2024 10/31/2024	11,712,407.18	11,712,407.18 0.00	11,712,407.18	4.86		1	11,712,407.18 1.00	0.00 11,712,407.18	3.03	AAA
139999998	Texas Connect	10/31/2024 10/31/2024	12,133,796.06	12,133,796.06 0.00	12,133,796.06	4.98		1	12,133,796.06 1.00	0.00 12,133,796.06	3.14	AAA
<b>LGIP TOTAL</b>			<b>30,062,054.69</b>	<b>30,062,054.69 0.00</b>	<b>30,062,054.69</b>	<b>4.92</b>	<b>1</b>	<b>1</b>	<b>30,062,054.69</b>	<b>0.00</b>	<b>7.77</b>	<b>AAA</b>
<b>U.S. TREASURIES</b>												
912828ZT0	US TREASURY 0.250 05/31/25	05/13/2022 06/15/2022	5,000,000.00	4,557,031.25 0.00	4,557,031.25	3.42	05/31/2025	212	97.61 4,880,468.75	(33,068.34) 4,913,537.09	1.26	Aaa AA+
91282CFP1	US TREASURY 4.250 10/15/25	11/22/2023 10/15/25	8,000,000.00	7,905,937.50 0.00	7,905,937.50	4.90	10/15/2025	349	99.94 7,995,312.48	42,547.33 7,952,765.15	2.07	Aaa AA+
91282CGR6	US TREASURY 4.625 03/15/26	04/29/2024 04/29/2024	7,500,000.00	7,446,386.72 0.00	7,446,386.72	5.03	03/15/2026	500	100.50 7,537,792.95	76,848.46 7,460,944.49	1.95	Aaa AA+
<b>U.S. TREASURIES TOTAL</b>			<b>20,500,000.00</b>	<b>19,909,355.47 0.00</b>	<b>19,909,355.47</b>	<b>4.60</b>		<b>372</b>	<b>99.59</b> <b>20,413,574.18</b>	<b>86,327.45</b> <b>20,327,246.73</b>	<b>5.28</b>	<b>AA+</b>
<b>U.S. AGENCIES</b>												
3133ENZ94	FEDERAL FARM CRED- IT BANKS FUNDING CORP 4.5 11/18/2024	01/17/2023 01/19/2023	10,000,000.00	10,031,011.40 0.00	10,031,011.40	4.32	11/18/2024	18	99.97 9,997,300.00	(3,487.57) 10,000,787.57	2.58	Aaa AA+
3135G03U5	FANNIE MAE 0.625 04/22/25	08/03/2022 08/05/2022	5,000,000.00	4,673,949.80 0.00	4,673,949.80	3.15	04/22/2025	173	98.17 4,908,400.00	(34,921.17) 4,943,321.17	1.27	Aaa AA+
3135G04Z3	FANNIE MAE 0.500 06/17/25	01/19/2023 01/23/2023	7,500,000.00	6,906,450.00 0.00	6,906,450.00	3.99	06/17/2025	229	97.60 7,320,075.00	(25,350.82) 7,345,425.82	1.89	Aaa AA+
3134GXZT4	FREDDIE MAC 4.000 07/14/25 24MTN	06/14/2022 07/14/2022	5,000,000.00	5,000,000.00 0.00	5,000,000.00	4.00	07/14/2025	256	99.59 4,979,400.00	(20,600.00) 5,000,000.00	1.29	Aaa AA+
3133EN7J3	FED FARM CR BKNS 3.875 02/02/26	01/27/2023 02/02/2023	7,500,000.00	7,472,550.00 0.00	7,472,550.00	4.01	02/02/2026	459	99.44 7,457,775.00	(30,767.24) 7,488,542.24	1.93	Aaa AA+
3133EP7C3	FED FARM CR BKNS 4.625 04/01/26	04/30/2024 04/30/2024	7,500,000.00	7,444,333.73 0.00	7,444,333.73	5.03	04/01/2026	517	100.45 7,533,675.00	74,650.46 7,459,024.54	1.95	Aaa AA+
3130AWTQ3	FHLBANKS 4.625 09/11/26	09/25/2023 09/25/2023	25,000,000.00	24,759,469.25 0.00	24,759,469.25	4.97	09/11/2026	680	100.68 25,169,000.00	320,028.81 24,848,971.19	6.50	Aaa AA+



## Position Statement

CUSIP	DESCRIPTION	TRADE DATE SETTLE DATE	PAR VALUE	PRINCIPAL COST PURCHASED INTEREST	TOTAL COST	YIELD TO MATURITY	MATURITY DATE	DAYS TO MATURITY	MARKET PRICE MARKET VALUE	UNREALIZED GAIN/LOSS BOOK VALUE	% OF MV	MOODY'S S&P RATING
3130AXU63	FHLBANKS 4.625 11/17/26	11/22/2023 11/22/2023	8,000,000.00	7,986,936.00 0.00	7,986,936.00	4.68	11/17/2026	747	100.81 8,065,120.00	74,056.42 7,991,063.58	2.08	Aaa AA+
<b>U.S. AGENCIES TOTAL</b>			<b>75,500,000.00</b>	<b>74,274,700.18</b> <b>0.00</b>	<b>74,274,700.18</b>	<b>4.49</b>		<b>457</b>	<b>99.92</b> <b>75,430,745.00</b>	<b>353,608.89</b> <b>75,077,136.12</b>	<b>19.49</b>	<b>AA+</b>
<b>OPERATING TOTAL</b>			<b>126,099,688.39</b>	<b>124,283,744.04</b> <b>0.00</b>	<b>124,283,744.04</b>	<b>4.61</b>		<b>334</b>	<b>125,944,007.57</b>	<b>439,936.34</b> <b>125,504,071.23</b>	<b>32.55</b>	<b>AA+</b>

### STABILIZATION

LGIP												
TEXPOOL	TexPool	10/31/2024 10/31/2024	16,215,609.25	16,215,609.25 0.00	16,215,609.25	4.86		1	1.00 16,215,609.25	0.00 16,215,609.25	4.19	AAA
<b>LGIP TOTAL</b>			<b>16,215,609.25</b>	<b>16,215,609.25</b> <b>0.00</b>	<b>16,215,609.25</b>	<b>4.86</b>		<b>1</b>	<b>1.00</b> <b>16,215,609.25</b>	<b>0.00</b> <b>16,215,609.25</b>	<b>4.19</b>	<b>AAA</b>

### MONEY MARKET FUNDS

31846V567	FIRST AMER;GVT OBLG.Z	10/31/2024 10/31/2024	30,000,000.00	30,000,000.00 0.00	30,000,000.00	4.74		1	1.00 30,000,000.00	0.00 30,000,000.00	7.75	Aaa AAA
<b>MONEY MARKET FUNDS TOTAL</b>			<b>30,000,000.00</b>	<b>30,000,000.00</b> <b>0.00</b>	<b>30,000,000.00</b>	<b>4.74</b>		<b>1</b>	<b>1.00</b> <b>30,000,000.00</b>	<b>0.00</b> <b>30,000,000.00</b>	<b>7.75</b>	<b>AAA</b>

### COMMERCIAL PAPER

06054NMG3	BOFA SECURITIES 12/16/24	03/22/2024 03/22/2024	10,000,000.00	9,614,433.33 0.00	9,614,433.33	5.25	12/16/2024	46	99.35 9,935,500.00	0.00 9,935,500.00	2.57	P-1 A-1
<b>COMMERCIAL PAPER TOTAL</b>			<b>10,000,000.00</b>	<b>9,614,433.33</b> <b>0.00</b>	<b>9,614,433.33</b>	<b>5.25</b>		<b>46</b>	<b>99.35</b> <b>9,935,500.00</b>	<b>0.00</b> <b>9,935,500.00</b>	<b>2.57</b>	<b>A-1</b>

### U.S. AGENCIES

3130AWER7	FHLBANKS 4.625 06/06/25	06/12/2023 06/12/2023	8,000,000.00	7,993,360.00 0.00	7,993,360.00	4.66	06/06/2025	218	100.09 8,007,200.00	9,190.98 7,998,009.02	2.07	Aaa AA+
3130AWER7	FHLBANKS 4.625 06/06/25	06/12/2023 06/12/2023	2,000,000.00	1,998,327.50 0.00	1,998,327.50	4.66	06/06/2025	218	100.09 2,001,800.00	2,301.49 1,999,498.51	0.52	Aaa AA+
3133EPC37	FED FARM CR BNKS 4.875 11/13/25	11/22/2023 11/22/2023	10,000,000.00	9,989,910.00 0.00	9,989,910.00	4.93	11/13/2025	378	100.47 10,047,100.00	52,371.67 9,994,728.33	2.60	Aaa AA+
3133EN6A3	FED FARM CR BNKS 4.000 01/13/26	01/12/2023 01/17/2023	10,000,000.00	10,032,100.00 0.00	10,032,100.00	3.88	01/13/2026	439	99.61 9,960,600.00	(52,273.28) 10,012,873.28	2.57	Aaa AA+
<b>U.S. AGENCIES TOTAL</b>			<b>30,000,000.00</b>	<b>30,013,697.50</b> <b>0.00</b>	<b>30,013,697.50</b>	<b>4.49</b>		<b>345</b>	<b>100.06</b> <b>30,016,700.00</b>	<b>11,590.86</b> <b>30,005,109.14</b>	<b>7.76</b>	<b>AA+</b>

### STABILIZATION TOTAL

			<b>86,215,609.25</b>	<b>85,843,740.08</b> <b>0.00</b>	<b>85,843,740.08</b>	<b>4.73</b>		<b>126</b>	<b>86,167,809.25</b>	<b>11,590.86</b> <b>86,156,218.39</b>	<b>22.27</b>	<b>AA+</b>
--	--	--	----------------------	-------------------------------------	----------------------	-------------	--	------------	----------------------	--	--------------	------------



## Position Statement

CUSIP	DESCRIPTION	TRADE DATE SETTLE DATE	PAR VALUE	PRINCIPAL COST PURCHASED INTEREST	TOTAL COST	YIELD TO MATURITY	MATURITY DATE	DAYS TO MATURITY	MARKET PRICE MARKET VALUE	UNREALIZED GAIN/LOSS BOOK VALUE	% OF MV	MOODY'S S&P RATING
GRAND TOTAL			387,923,211.84	384,741,218.98 18,403.53	384,759,622.51	4.66		190	386,972,391.47	255,080.73 386,717,310.74	100.00	AA+



## Cash Reconciliation Report

2020 BOND SERIES						
POST DATE	IDENTIFIER	DESCRIPTION	PAR VALUE	FINAL MATURITY	PRINCIPAL	AMOUNT
<b>MATURITY</b>						
10/31/2024	62479LXX2	MUFG Bank, Ltd. - New York Branch 0.0 10/31/2024	-5,000,000.00	10/31/2024	-5,000,000.00	5,000,000.00
<b>MATURITY TOTAL</b>			<b>-5,000,000.00</b>		<b>-5,000,000.00</b>	<b>5,000,000.00</b>
<b>BUILDING</b>						
<b>MATURITY</b>						
10/04/2024	62479LKK46	MUFG Bank, Ltd. - New York Branch 0.0 10/04/2024	-10,000,000.00	10/04/2024	-10,000,000.00	10,000,000.00
<b>MATURITY TOTAL</b>			<b>-10,000,000.00</b>		<b>-10,000,000.00</b>	<b>10,000,000.00</b>
<b>OPERATING</b>						
<b>POST DATE</b>						
<b>COUPON</b>						
10/01/2024	3133EP7C3	FED FARM CR BNKS 4.625 04/01/26	0.00	04/01/2026	0.00	173,437.50
10/04/2024	31422XVM1	FEDERAL AGRICULTURAL MORTGAGE CORP 0.5 10/04/2024	0.00	10/04/2024	0.00	12,500.00
10/15/2024	91282CFP1	US TREASURY 4.250 10/15/25	0.00	10/15/2025	0.00	170,000.00
10/22/2024	3135G03U5	FANNIE MAE 0.625 04/22/25	0.00	04/22/2025	0.00	15,625.00
<b>COUPON TOTAL</b>			<b>0.00</b>		<b>0.00</b>	<b>371,562.50</b>
<b>POST DATE</b>						
<b>MATURITY</b>						
10/04/2024	31422XVM1	FEDERAL AGRICULTURAL MORTGAGE CORP 0.5 10/04/2024	-5,000,000.00	10/04/2024	-5,000,000.00	5,000,000.00
<b>MATURITY TOTAL</b>			<b>-5,000,000.00</b>		<b>-5,000,000.00</b>	<b>5,000,000.00</b>
<b>TRANSFER OUT</b>						
10/23/2024	3130AWER7	FHLBANKS 4.625 06/06/25	-10,000,000.00	06/06/2025	-10,012,700.00	10,188,706.94
<b>TRANSFER OUT TOTAL</b>			<b>-10,000,000.00</b>		<b>-10,012,700.00</b>	<b>10,188,706.94</b>
<b>STABILIZATION</b>						
<b>POST DATE</b>						
<b>MATURITY</b>						
10/23/2024	06741FKP1	Barclays Bank PLC New York Branch 0.0 10/23/2024	-10,000,000.00	10/23/2024	-10,000,000.00	10,000,000.00



## Cash Reconciliation Report

10/31/2024	62479LXX2	MUFG Bank, Ltd. - New York Branch 0.010/31/2024	-5,000,000.00	10/31/2024	-5,000,000.00	5,000,000.00
<b>MATURITY TOTAL</b>			<b>-15,000,000.00</b>	<b>FINAL MATURITY</b>	<b>PRINCIPAL</b>	<b>15,000,000.00</b>
<b>POST DATE</b>	<b>IDENTIFIER</b>	<b>DESCRIPTION</b>	<b>PAR VALUE</b>	<b>FINAL MATURITY</b>	<b>PRINCIPAL</b>	<b>AMOUNT</b>
<b>TRANSFER IN</b>						
01/17/2023	3133EN6A3	FED FARM CR BNKS 4.000 01/13/26	10,000,000.00	01/13/2026	9,967,000.00	0.00
03/22/2024	06054NMG3	BOFA SECURITIES 12/16/24	10,000,000.00	12/16/2024	9,922,600.00	0.00
06/12/2023	3130AWER7	FHLBANKS 4.625 06/06/25	2,000,000.00	06/06/2025	2,002,540.00	0.00
06/12/2023	3130AWER7	FHLBANKS 4.625 06/06/25	8,000,000.00	06/06/2025	8,010,160.00	0.00
11/22/2023	3133EPC37	FED FARM CR BNKS 4.875 11/13/25	10,000,000.00	11/13/2025	10,050,600.00	0.00
<b>TRANSFER IN TOTAL</b>			<b>40,000,000.00</b>	<b>FINAL MATURITY</b>	<b>PRINCIPAL</b>	<b>0.00</b>
<b>TRANSFER OUT</b>						
10/23/2024	3133EPC37	FED FARM CR BNKS 4.875 11/13/25	-10,000,000.00	11/13/2025	-10,050,600.00	10,267,266.67
10/23/2024	06054NMG3	BOFA SECURITIES 12/16/24	-10,000,000.00	12/16/2024	-9,922,600.00	9,922,600.00
10/23/2024	3133EN6A3	FED FARM CR BNKS 4.000 01/13/26	-10,000,000.00	01/13/2026	-9,967,000.00	10,078,111.11
<b>TRANSFER OUT TOTAL</b>			<b>-30,000,000.00</b>	<b>FINAL MATURITY</b>	<b>PRINCIPAL</b>	<b>30,267,977.78</b>





## Transaction Statement

2020 BOND SERIES							NET REALIZED GAIN/LOSS
TRADE DATE	SETTLE DATE	CUSIP	DESCRIPTION	PAR VALUE	BOOK VALUE	TOTAL	
<b>MATURITY</b>							
10/31/2024	10/31/2024	62479LKX2	MUFG Bank, Ltd. - New York Branch 0.0 10/31/2024	(5,000,000.00)	5,000,000.00	5,000,000.00	0.00
10/31/2024	10/31/2024	62479LKX2	MUFG Bank, Ltd. - New York Branch 0.0 10/31/2024	(5,000,000.00)	5,000,000.00	5,000,000.00	0.00
<b>MATURITY TOTAL</b>				<b>(5,000,000.00)</b>	<b>5,000,000.00</b>	<b>5,000,000.00</b>	<b>0.00</b>
<b>STABILIZATION</b>							
<b>MATURITY</b>							
10/23/2024	10/23/2024	0674IFKP1	Barclays Bank PLC New York Branch 0.0 10/23/2024	(10,000,000.00)	10,000,000.00	10,000,000.00	0.00
10/31/2024	10/31/2024	62479LKX2	MUFG Bank, Ltd. - New York Branch 0.0 10/31/2024	(5,000,000.00)	5,000,000.00	5,000,000.00	0.00
10/31/2024	10/31/2024	62479LKX2	MUFG Bank, Ltd. - New York Branch 0.0 10/31/2024	(5,000,000.00)	5,000,000.00	5,000,000.00	0.00
<b>MATURITY TOTAL</b>				<b>(15,000,000.00)</b>	<b>15,000,000.00</b>	<b>15,000,000.00</b>	<b>0.00</b>
<b>TRANSFER IN</b>							
10/23/2024	01/17/2023	3133EN6A3	FED FARM CR BNKS 4.000 01/13/26	10,000,000.00	0.00	0.00	0.00
10/23/2024	06/12/2023	3130AWER7	FHLBANKS 4.625 06/06/25	2,000,000.00	0.00	0.00	0.00
10/23/2024	06/12/2023	3130AWER7	FHLBANKS 4.625 06/06/25	8,000,000.00	0.00	0.00	0.00
10/23/2024	06/12/2023	3130AWER7	FHLBANKS 4.625 06/06/25	2,000,000.00	0.00	0.00	0.00
10/23/2024	06/12/2023	3130AWER7	FHLBANKS 4.625 06/06/25	8,000,000.00	0.00	0.00	0.00



## Transaction Statement

10/23/2024	11/22/2023	3133EPC37	FED FARM CR BNKS 4.875 11/13/25	10,000,000.00	0.00	0.00
10/23/2024	03/22/2024	06054NMG3	BOFA SECURITIES 12/16/24	10,000,000.00	0.00	0.00
<b>TRANSFER IN TOTAL</b>				<b>40,000,000.00</b>	<b>0.00</b>	<b>0.00</b>

	TRADE DATE	SETTLE DATE	CUSIP	DESCRIPTION	PAR VALUE	BOOK VALUE	TOTAL	NET REALIZED GAIN/LOSS
<b>TRANSFER OUT</b>								
	10/23/2024	10/23/2024	06054NMG3	BOFA SECURITIES 12/16/24			0.00	
	10/23/2024	10/23/2024	3130AWER7	FHLBANKS 4.625 06/06/25			0.00	
	10/23/2024	10/23/2024	3130AWER7	FHLBANKS 4.625 06/06/25			0.00	
	10/23/2024	10/23/2024	3133EN6A3	FED FARM CR BNKS 4.000 01/13/26			0.00	
	10/23/2024	10/23/2024	3133EPC37	FED FARM CR BNKS 4.875 11/13/25			0.00	
<b>TRANSFER OUT TOTAL</b>					<b>(30,000,000.00)</b>	<b>30,267,977.78</b>	<b>0.00</b>	<b>0.00</b>

	TRADE DATE	SETTLE DATE	CUSIP	DESCRIPTION	PAR VALUE	BOOK VALUE	TOTAL	NET REALIZED GAIN/LOSS
<b>BUILDING</b>								
<b>MATURITY</b>								
	10/04/2024	10/04/2024	62479LK46	MUFG Bank, Ltd. - New York Branch 0.010/04/2024	(10,000,000.00)	10,000,000.00	10,000,000.00	0.00
<b>MATURITY TOTAL</b>					<b>(10,000,000.00)</b>	<b>10,000,000.00</b>	<b>10,000,000.00</b>	<b>0.00</b>

	TRADE DATE	SETTLE DATE	CUSIP	DESCRIPTION	PAR VALUE	BOOK VALUE	TOTAL	NET REALIZED GAIN/LOSS
<b>OPERATING</b>								
<b>MATURITY</b>								



## Transaction Statement

10/04/2024	10/04/2024	31422XMV1	FEDERAL AGRICULTURAL MORTGAGE CORP 0.5 10/04/2024	(5,000,000.00)	5,000,000.00	5,000,000.00	0.00
<b>MATURITY TOTAL</b>				<b>(5,000,000.00)</b>	<b>5,000,000.00</b>	<b>5,000,000.00</b>	<b>0.00</b>



## Amortization Schedule

CUSIP	DESCRIPTION	PAR VALUE	PRINCIPAL COST	ORIGINAL PREMIUM OR DISCOUNT	BEGINNING BOOK VALUE	CURRENT PERIOD AMORT	ENDING BOOK VALUE	AMORTIZATION	TOTAL	UNAMORTIZED BALANCE
<b>2020 BOND SERIES</b>										
62479L KX2	MJFG Bank, Ltd. - New York Branch 0.0 10/31/2024	5,000,000.00	4,863,533.33	(136,466.67)	4,977,750.00	22,250.00	0.00	136,466.67		0.00
<b>TOTAL</b>		<b>5,000,000.00</b>	<b>4,863,533.33</b>	<b>(136,466.67)</b>	<b>4,977,750.00</b>	<b>22,250.00</b>	<b>0.00</b>	<b>136,466.67</b>		<b>0.00</b>
<b>BUILDING</b>										
22533TNF9	CREDIT AGRINY 01/15/25	5,000,000.00	4,866,600.00	(133,400.00)	4,922,730.05	22,597.81	4,945,327.87	78,727.87		(54,672.13)
22533TR73	CREDIT AGRINY 04/07/25	10,000,000.00	9,626,122.22	(373,877.78)	9,734,758.41	43,736.65	9,778,495.05	152,372.83		(221,504.95)
3133EN5Q9	FED FARM CR BNKS 4.50 01/10/25	5,000,000.00	5,013,700.00	13,700.00	5,001,893.69	(581.23)	5,001,312.46	(12,387.54)		1,312.46
3130ACCM3	FHLBANKS 1.00 12/20/24 '24	5,000,000.00	5,000,000.00	0.00	5,000,000.00	0.00	5,000,000.00	0.00		0.00
3130ATUC9	FHLBANKS 4.50 12/12/25	10,000,000.00	10,108,500.00	108,500.00	10,044,436.91	(3,152.27)	10,041,284.63	(67,215.37)		41,284.63
62479L K46	MJFG Bank, Ltd. - New York Branch 0.0 10/04/2024	10,000,000.00	9,639,611.11	(360,388.89)	9,995,841.67	4,158.33	0.00	360,388.89		0.00
91282CED9	US TREASURY 1.75 03/15/25	15,000,000.00	14,538,867.19	(461,132.81)	14,784,456.34	40,496.08	14,824,952.42	286,085.23		(175,047.58)
9128284V9	US TREASURY 2.875 08/15/28	6,000,000.00	5,840,625.00	(159,375.00)	5,843,502.60	3,430.99	5,846,933.59	6,308.59		(153,066.41)
91282CLG4	US TREASURY 3.75 08/15/27	4,000,000.00	4,011,406.25	11,406.25	4,011,301.12	(329.23)	4,010,800.89	(605.36)		10,800.89
<b>TOTAL</b>		<b>70,000,000.00</b>	<b>68,645,431.77</b>	<b>(1,354,568.23)</b>	<b>69,338,749.78</b>	<b>110,357.13</b>	<b>59,449,106.91</b>	<b>803,675.14</b>		<b>(50,993.09)</b>
<b>OPERATING</b>										
3135G04Z3	FANNIE MAE 0.50 06/17/25	7,500,000.00	6,906,450.00	(593,550.00)	7,324,409.16	21,016.66	7,345,425.82	438,975.82		(154,574.18)
3135G03U5	FANNIE MAE 0.625 04/22/25	5,000,000.00	4,673,949.80	(326,050.20)	4,933,105.80	10,215.37	4,943,321.17	269,371.37		(56,678.83)
3133EN7J3	FED FARM CR BNKS 3.875 02/02/26	7,500,000.00	7,472,550.00	(27,450.00)	7,487,766.72	775.52	7,488,542.24	15,992.24		(11,457.76)
3133EP7C3	FED FARM CR BNKS 4.625 04/01/26	7,500,000.00	7,444,333.73	(55,666.27)	7,456,562.84	2,461.70	7,459,024.54	14,690.81		(40,975.46)
31422XMV1	FEDERAL AGRICULTURAL MORTGAGE CORP 0.5 10/04/2024	5,000,000.00	5,000,000.00	0.00	5,000,000.00	0.00	0.00	0.00		0.00
3133ENZ94	FEDERAL FARM CREDIT BANKS FUNDING CORP 4.5 11/18/2024	10,000,000.00	10,031,011.40	31,011.40	10,002,223.72	(1,436.15)	10,000,787.57	(30,223.83)		787.57
3130AWTQ3	FHLBANKS 4.625 09/11/26	25,000,000.00	24,759,469.25	(240,530.75)	24,842,075.91	6,895.28	24,848,971.19	89,501.94		(151,028.81)
3130AXU63	FHLBANKS 4.625 11/17/26	8,000,000.00	7,986,936.00	(13,064.00)	7,990,692.23	371.35	7,991,063.58	4,127.58		(8,936.42)
3134GXZT4	FREDDIE MAC 4.00 07/14/25 '24 MTN	5,000,000.00	5,000,000.00	0.00	5,000,000.00	0.00	5,000,000.00	0.00		0.00
912828ZT0	US TREASURY 0.25 05/31/25	5,000,000.00	4,557,031.25	(442,968.75)	4,900,834.01	12,703.08	4,913,537.09	356,505.84		(86,462.91)
91282CFF1	US TREASURY 4.25 10/15/25	8,000,000.00	7,905,937.50	(94,062.50)	7,948,557.45	4,207.70	7,952,765.15	46,827.65		(47,234.85)



## Amortization Schedule

CUSIP	DESCRIPTION	PAR VALUE	PRINCIPAL COST	ORIGINAL PREMIUM OR DISCOUNT	BEGINNING BOOK VALUE	CURRENT PERIOD AMORT	ENDING BOOK VALUE	AMORTIZATION	TOTAL	UNAMORTIZED BALANCE
91282CGR6	US TREASURY 4.625 03/15/26	7,500,000.00	7,446,386.72	(53,613.28)	7,458,518.19	2,426.29	7,460,944.49	14,557.77	14,557.77	(39,055.51)
<b>TOTAL</b>		<b>101,000,000.00</b>	<b>99,184,055.65</b>	<b>(1,815,944.35)</b>	<b>100,344,746.03</b>	<b>59,636.82</b>	<b>95,404,382.84</b>	<b>1,220,327.19</b>	<b>1,220,327.19</b>	<b>(595,617.16)</b>

### STABILIZATION

06054NMG3	BOFA SECURITIES 12/16/24	10,000,000.00	9,614,433.33	(385,566.67)	0.00	12,900.00	9,935,500.00	321,066.67	321,066.67	(64,500.00)
06054NMG3	BOFA SECURITIES 12/16/24	0.00	0.00	0.00	9,891,066.67	31,533.33	0.00	0.00	0.00	0.00
0674HFP1	Barclays Bank PLC New York Branch 0.0 10/23/2024	10,000,000.00	9,734,991.67	(265,008.33)	9,967,061.11	32,938.89	0.00	265,008.33	265,008.33	0.00
3133EN6A3	FED FARM CR BNKS 4.000 01/13/26	10,000,000.00	10,032,100.00	32,100.00	0.00	(264.52)	10,012,873.28	(19,226.72)	(19,226.72)	12,873.28
3133EN6A3	FED FARM CR BNKS 4.000 01/13/26	0.00	0.00	0.00	10,013,784.40	(646.60)	0.00	0.00	0.00	0.00
3133EPC37	FED FARM CR BNKS 4.875 11/13/25	10,000,000.00	9,989,910.00	(10,090.00)	0.00	125.85	9,994,728.33	4,818.33	4,818.33	(5,271.67)
3133EPC37	FED FARM CR BNKS 4.875 11/13/25	0.00	0.00	0.00	9,994,294.86	307.63	0.00	0.00	0.00	0.00
3130AWER7	FHLBANKS 4.625 06/06/25	8,000,000.00	7,993,360.00	(6,640.00)	0.00	82.58	7,998,009.02	4,649.02	4,649.02	(1,990.98)
3130AWER7	FHLBANKS 4.625 06/06/25	2,000,000.00	1,998,327.50	(1,672.50)	0.00	20.80	1,999,498.51	1,171.01	1,171.01	(501.49)
3130AWER7	FHLBANKS 4.625 06/06/25	0.00	0.00	0.00	7,997,724.60	201.85	0.00	0.00	0.00	0.00
3130AWER7	FHLBANKS 4.625 06/06/25	0.00	0.00	0.00	1,999,426.86	50.84	0.00	0.00	0.00	0.00
62479LXX2	MUFG Bank, Ltd. - New York Branch 0.0 10/31/2024	5,000,000.00	4,863,533.33	(136,466.67)	4,977,750.00	22,250.00	0.00	136,466.67	136,466.67	0.00
<b>TOTAL</b>		<b>55,000,000.00</b>	<b>54,226,655.83</b>	<b>(1,177,313.34)</b>	<b>54,841,108.49</b>	<b>99,500.65</b>	<b>39,940,609.14</b>	<b>713,953.31</b>	<b>713,953.31</b>	<b>(59,390.86)</b>

<b>GRAND TOTAL</b>		<b>231,000,000.00</b>	<b>226,919,676.58</b>	<b>(4,484,292.59)</b>	<b>229,502,354.30</b>	<b>291,744.59</b>	<b>194,794,098.90</b>	<b>2,874,422.32</b>	<b>2,874,422.32</b>	<b>(1,205,901.10)</b>
--------------------	--	-----------------------	-----------------------	-----------------------	-----------------------	-------------------	-----------------------	---------------------	---------------------	-----------------------



## Accrued Interest Schedule

IDENTIFIER	DESCRIPTION	SETTLE DATE	PAR VALUE	PRINCIPAL COST	BEGINNING ACCRUED INTEREST	PURCHASED INTEREST	CURRENT PERIOD ACCRUAL	INTEREST RECEIVED	ENDING ACCRUED INTEREST
<b>2020 BOND SERIES</b>									
31846V567	FIRST AMER:GVT OBLG:Z	2024-10-31	20,000,000.00	20,000,000.00	0.00	0.00	0.00	0.00	0.00
TEXPOOL	TexPool	2024-10-31	12,981,137.95	12,981,137.95	0.00	0.00	102,407.94	102,407.94	0.00
<b>TOTAL</b>			<b>32,981,137.95</b>	<b>32,981,137.95</b>	<b>0.00</b>	<b>0.00</b>	<b>102,407.94</b>	<b>102,407.94</b>	<b>0.00</b>
<b>BUILDING</b>									
22533TNF9	CREDIT AGR NY 01/15/25	2024-07-16	5,000,000.00	4,866,600.00	0.00	0.00	0.00	0.00	0.00
22533TR73	CREDIT AGR NY 04/07/25	2024-07-16	10,000,000.00	9,626,122.22	0.00	0.00	0.00	0.00	0.00
3133EN5Q9	FED FARM CR BNKS 4.500 01/10/25	2023-01-11	5,000,000.00	5,013,700.00	50,625.00	0.00	18,750.00	0.00	69,375.00
3130AGCM3	FHLBANKS 1.000 12/20/24 '24	2021-12-20	5,000,000.00	5,000,000.00	14,027.78	0.00	4,166.67	0.00	18,194.44
3130ATUC9	FHLBANKS 4.500 12/12/25	2023-01-10	10,000,000.00	10,108,500.00	136,250.00	0.00	37,500.00	0.00	173,750.00
31846V567	FIRST AMER:GVT OBLG:Z	2024-10-31	20,000,000.00	20,000,000.00	0.00	0.00	18,184.34	0.00	18,184.34
TEXPOOL	TexPool	2024-10-31	12,548,911.90	12,548,911.90	0.00	0.00	112,544.41	112,544.41	0.00
TEXSTAR	TexSTAR	2024-10-31	3,206,185.11	3,206,185.11	0.00	0.00	13,212.63	13,212.63	0.00
139999998	Texas Connect	2024-10-31	28,312,190.79	28,312,190.79	0.00	0.00	119,817.81	119,817.81	0.00
91282CED9	US TREASURY 1.750 03/15/25	2024-03-27	15,000,000.00	14,538,867.19	11,602.21	0.00	22,479.28	0.00	34,081.49
9128284V9	US TREASURY 2.875 08/15/28	2024-09-05	6,000,000.00	5,840,625.00	22,031.25	0.00	14,531.25	0.00	36,562.50
91282CLG4	US TREASURY 3.750 08/15/27	2024-09-05	4,000,000.00	4,011,406.25	19,157.61	0.00	12,635.87	0.00	31,793.48
<b>TOTAL</b>			<b>124,067,287.80</b>	<b>123,073,108.46</b>	<b>253,693.85</b>	<b>0.00</b>	<b>373,822.26</b>	<b>245,574.85</b>	<b>381,941.25</b>
<b>DEBT SERVICE</b>									
31846V567	FIRST AMER:GVT OBLG:Z	2024-10-31	10,000,000.00	10,000,000.00	0.00	0.00	0.00	0.00	0.00
TEXPOOL	TexPool	2024-10-31	8,559,488.45	8,559,488.45	0.00	0.00	50,196.27	50,196.27	0.00
<b>TOTAL</b>			<b>18,559,488.45</b>	<b>18,559,488.45</b>	<b>0.00</b>	<b>0.00</b>	<b>50,196.27</b>	<b>50,196.27</b>	<b>0.00</b>
<b>OPERATING</b>									
3135G04Z3	FANNIE MAE 0.500 06/17/25	2023-01-23	7,500,000.00	6,906,450.00	10,833.33	0.00	3,125.00	0.00	13,958.33
3135G03U5	FANNIE MAE 0.625 04/22/25	2022-08-05	5,000,000.00	4,673,949.80	13,802.08	0.00	2,604.17	15,625.00	781.25
3133EN7J3	FED FARM CR BNKS 3.875 02/02/26	2023-02-02	7,500,000.00	7,472,550.00	47,630.21	0.00	24,218.75	0.00	71,848.96



## Accrued Interest Schedule

IDENTIFIER	DESCRIPTION	SETTLE DATE	PAR VALUE	PRINCIPAL COST	BEGINNING ACCRUED INTEREST	PURCHASED INTEREST	CURRENT PERIOD ACCRUAL	INTEREST RECEIVED	ENDING ACCRUED INTEREST
3133EP7C3	FED FARM CR BNKS 4.625 04/01/26	2024-04-30	7,500,000.00	7,444,333.73	173,437.50	0.00	28,906.25	173,437.50	28,906.25
31422XMV1	FEDERAL AGRICULTURAL MORTGAGE CORP 0.5 10/04/2024	2021-10-04	0.00	0.00	12,291.67	0.00	208.33	12,500.00	0.00
3133ENZ94	FEDERAL FARM CREDIT BANKS FUND-ING CORP 4.5 11/18/2024	2023-01-19	10,000,000.00	10,031,011.40	166,250.00	0.00	37,500.00	0.00	203,750.00
3130AWTQ3	FHLBANKS 4.625 09/11/26	2023-09-25	25,000,000.00	24,759,469.25	64,236.11	0.00	96,354.17	0.00	160,590.28
3130AXU63	FHLBANKS 4.625 11/17/26	2023-11-22	8,000,000.00	7,986,936.00	137,722.22	0.00	30,833.33	0.00	168,555.56
3134GXT4	FREDDIE MAC 4.000 07/14/25 '24 MTN	2022-07-14	5,000,000.00	5,000,000.00	142,777.78	0.00	16,666.67	100,000.00	59,444.44
516327828	JPMorgan Chase Commercial Checking Account	2024-10-31	37,633.70	37,633.70	0.00	0.00	0.00	0.00	0.00
TEXPOOL	TexPool	2024-10-31	11,712,407.18	11,712,407.18	0.00	0.00	76,965.81	76,965.81	0.00
TEXSTAR	TexSTAR	2024-10-31	489,437.58	489,437.58	0.00	0.00	2,016.96	2,016.96	0.00
139999988	Texas Connect	2024-10-31	12,133,796.06	12,133,796.06	0.00	0.00	51,350.49	51,350.49	0.00
TXRANGE	Texas Range TexasDAILY Fund	2024-10-31	5,726,413.87	5,726,413.87	0.00	0.00	23,788.85	23,788.85	0.00
912828ZT0	US TREASURY 0.250 05/31/25	2022-06-15	5,000,000.00	4,557,031.25	4,200.82	0.00	1,058.74	0.00	5,259.56
91282CFP1	US TREASURY 4.250 10/15/25	2023-11-22	8,000,000.00	7,905,937.50	156,994.54	0.00	28,884.59	170,000.00	15,879.12
91282CGR6	US TREASURY 4.625 03/15/26	2024-04-29	7,500,000.00	7,446,386.72	188,768.99	0.00	29,704.77	173,437.50	45,036.26
<b>TOTAL</b>			<b>126,099,688.39</b>	<b>124,283,744.04</b>	<b>1,118,945.25</b>	<b>0.00</b>	<b>454,186.87</b>	<b>799,122.11</b>	<b>774,010.01</b>

### STABILIZATION

06054NMG3	BOFA SECURITIES 12/16/24	2024-03-22	10,000,000.00	9,614,433.33	0.00	0.00	0.00	0.00	0.00
3133EN6A3	FED FARM CR BNKS 4.000 01/13/26	2023-01-17	0.00	0.00	286,666.67	0.00	24,444.44	311,111.11	0.00
3133EN6A3	FED FARM CR BNKS 4.000 01/13/26	2023-01-17	10,000,000.00	10,032,100.00	0.00	0.00	8,888.89	0.00	120,000.00
3133EPC37	FED FARM CR BNKS 4.875 11/13/25	2023-11-22	10,000,000.00	9,989,910.00	0.00	0.00	10,833.33	0.00	227,500.00
3133EPC37	FED FARM CR BNKS 4.875 11/13/25	2023-11-22	0.00	0.00	186,875.00	0.00	29,791.67	216,666.67	0.00
3130AWER7	FHLBANKS 4.625 06/06/25	2023-06-12	0.00	0.00	118,194.44	0.00	22,611.11	140,805.56	0.00
3130AWER7	FHLBANKS 4.625 06/06/25	2023-06-12	0.00	0.00	29,548.61	0.00	5,652.78	35,201.39	0.00
3130AWER7	FHLBANKS 4.625 06/06/25	2023-06-12	2,000,000.00	1,998,327.50	0.00	0.00	2,055.56	0.00	37,256.94
3130AWER7	FHLBANKS 4.625 06/06/25	2023-06-12	8,000,000.00	7,993,360.00	0.00	0.00	8,222.22	0.00	149,027.78
31848V567	FIRST AMER.GVT OBLG.Z	2024-10-31	30,000,000.00	30,000,000.00	0.00	0.00	0.00	0.00	0.00
TEXPOOL	TexPool	2024-10-31	16,215,609.25	16,215,609.25	0.00	0.00	104,298.93	104,298.93	0.00



## Accrued Interest Schedule

IDENTIFIER	DESCRIPTION	SETTLE DATE	PAR VALUE	PRINCIPAL COST	BEGINNING ACCRUED INTEREST	PURCHASED INTEREST	CURRENT PERIOD ACCRUAL	INTEREST RECEIVED	ENDING ACCRUED INTEREST
TOTAL			86,215,609.25	85,843,740.08	621,284.72	0.00	216,798.93	808,083.65	533,784.72
<b>GRAND TOTAL</b>			387,923,211.84	384,741,218.98	1,993,923.82	0.00	1,197,412.27	2,005,384.82	1,689,735.99





## Earnings by Fund

CUSIP	DESCRIPTION	ENDING PAR VALUE	BEGINNING BOOK VALUE	ENDING BOOK VALUE	Maturity	Final Coupon Rate	Yield	Interest Earned	Amortization/ Accretion Income	Net Realized Gain/Loss	Adjusted Interest Earnings
31846V567	FIRST AMERGVLT OBLG;Z	20,000,000.00	0.00	20,000,000.00	10/31/2024	4.68	4.74	0.00	0.00	0.00	0.00
62479LKX2	MUFG Bank Ltd. - New York Branch 0.0.10/31/2024	0.00	4,977,750.00	0.00	10/31/2024	0.00	5.49	0.00	22,250.00	0.00	22,250.00
TEXPOOL	TexPool	12,981,137.95	27,997,141.49	12,981,137.95	10/31/2024	5.34	4.86	102,407.94	0.00	0.00	102,407.94
<b>TOTAL</b>		<b>32,981,137.95</b>	<b>32,974,891.49</b>	<b>32,981,137.95</b>		<b>4.94</b>	<b>4.79</b>	<b>102,407.94</b>	<b>22,250.00</b>	<b>0.00</b>	<b>124,657.94</b>
<b>BUILDING</b>											
139999998	Texas Connect	28,312,190.79	28,192,372.98	28,312,190.79	10/31/2024	0.00	4.98	119,817.81	0.00	0.00	119,817.81
22533TNF9	CREDIT AGRINY 01/15/25	5,000,000.00	4,922,730.05	4,945,327.87	01/15/2025	0.00	5.39	0.00	22,597.81	0.00	22,597.81
22533TR73	CREDIT AGRINY 04/07/25	10,000,000.00	9,734,758.41	9,778,495.05	04/07/2025	0.00	5.24	0.00	43,736.65	0.00	43,736.65
3130AOCM3	FHLBANKS 1000 12/20/24 '24	5,000,000.00	5,000,000.00	5,000,000.00	12/20/2024	1.00	1.00	4,166.67	0.00	0.00	4,166.67
3130ATUC9	FHLBANKS 4.500 12/12/25	10,000,000.00	10,044,436.91	10,041,284.63	12/12/2025	4.50	4.10	37,500.00	(3,152.27)	0.00	34,347.73
3133EN5Q9	FED FARM CR BNKS 4.500 01/10/25	5,000,000.00	5,001,893.69	5,001,312.46	01/10/2025	4.50	4.36	18,750.00	(581.23)	0.00	18,168.77
31846V567	FIRST AMERGVLT OBLG;Z	20,000,000.00	0.00	20,000,000.00	10/31/2024	4.68	4.74	18,184.34	0.00	0.00	18,184.34
62479LK46	MUFG Bank Ltd. - New York Branch 0.0.10/04/2024	0.00	9,995,841.67	0.00	10/04/2024	0.00	5.15	0.00	4,158.33	0.00	4,158.33
9128284V9	US TREASURY 2.875 08/15/28	6,000,000.00	5,843,502.60	5,846,933.59	08/15/2028	2.88	3.60	14,531.25	3,430.99	0.00	17,962.24
91282CED9	US TREASURY 1.750 03/15/25	15,000,000.00	14,784,456.34	14,824,952.42	03/15/2025	1.75	5.05	22,479.28	40,496.08	0.00	62,975.36
91282CLG4	US TREASURY 3.750 08/15/27	4,000,000.00	4,011,130.12	4,010,800.89	08/15/2027	3.75	3.65	12,635.87	(329.23)	0.00	12,306.64
TEXPOOL	TexPool	12,548,911.90	22,436,367.49	12,548,911.90	10/31/2024	5.34	4.86	112,544.41	0.00	0.00	112,544.41
TEXSTAR	TexSTAR	3,206,185.11	3,192,972.48	3,206,185.11	10/31/2024	5.30	4.87	13,212.63	0.00	0.00	13,212.63
<b>TOTAL</b>		<b>124,067,287.80</b>	<b>123,160,462.73</b>	<b>123,516,394.71</b>		<b>2.50</b>	<b>4.61</b>	<b>373,822.26</b>	<b>110,357.13</b>	<b>0.00</b>	<b>484,179.39</b>
<b>DEBT SERVICE</b>											
31846V567	FIRST AMERGVLT OBLG;Z	10,000,000.00	0.00	10,000,000.00	10/31/2024	4.68	4.74	0.00	0.00	0.00	0.00
TEXPOOL	TexPool	8,559,488.45	14,030,662.29	8,559,488.45	10/31/2024	5.34	4.86	50,196.27	0.00	0.00	50,196.27
<b>TOTAL</b>		<b>18,559,488.45</b>	<b>14,030,662.29</b>	<b>18,559,488.45</b>		<b>4.98</b>	<b>4.80</b>	<b>50,196.27</b>	<b>0.00</b>	<b>0.00</b>	<b>50,196.27</b>



**Earnings by Fund**

CUSIP	DESCRIPTION	ENDING PAR VALUE	BEGINNING BOOK VALUE	ENDING BOOK VALUE	MATURITY	FINAL COUPON RATE	YIELD	INTEREST EARNED	AMORTIZATION/ACCRETION INCOME	NET REALIZED GAIN/LOSS	ADJUSTED INTEREST EARNINGS
<b>OPERATING</b>											
13999998	Texas Connect	12,133,796.06	12,082,445.57	12,133,796.06	10/31/2024	0.00	4.98	51,350.49	0.00	0.00	51,350.49
3130AWTQ3	FHLBANKS 4.625 09/11/26	25,000,000.00	24,842,075.91	24,848,971.19	09/11/2026	4.63	4.97	96,354.17	6,895.28	0.00	103,249.44
3130AXU63	FHLBANKS 4.625 11/17/26	8,000,000.00	7,990,692.23	7,991,063.58	11/17/2026	4.63	4.68	30,833.33	371.35	0.00	31,204.69
3133EN7J3	FED FARM CR BNKS 3.875 02/02/26	7,500,000.00	7,487,766.72	7,488,542.24	02/02/2026	3.88	4.01	24,218.75	775.52	0.00	24,994.27
3133ENZ94	FEDERAL FARM CREDIT BANKS FUNDING CORP 4.5 11/18/2024	10,000,000.00	10,002,223.72	10,000,787.57	11/18/2024	4.50	4.32	37,500.00	(1,436.15)	0.00	36,063.85
3133EP7C3	FED FARM CR BNKS 4.625 04/01/26	7,500,000.00	7,456,562.84	7,459,024.54	04/01/2026	4.63	5.03	28,906.25	2,461.70	0.00	31,367.95
3134GXZT4	FREDDIE MAC 4.000 07/14/25 '24 MTN	5,000,000.00	5,000,000.00	5,000,000.00	07/14/2025	4.00	4.00	16,666.67	0.00	0.00	16,666.67
3135G03U5	FANNIE MAE 0.625 04/22/25	5,000,000.00	4,933,105.80	4,943,321.17	04/22/2025	0.63	3.15	2,604.17	10,215.37	0.00	12,819.54
3135G04Z3	FANNIE MAE 0.500 06/17/25	7,500,000.00	7,324,409.16	7,345,425.82	06/17/2025	0.50	3.99	31,250.00	21,016.66	0.00	24,141.66
31422XMV1	FEDERAL AGRICULTURAL MORTGAGE CORP 0.5 10/04/2024	0.00	5,000,000.00	0.00	10/04/2024	0.50	0.50	208.33	0.00	0.00	208.33
515327828	JPMorgan Chase Commercial Checking Account	37,633.70	140,651.12	37,633.70	10/31/2024	0.00	0.00	0.00	0.00	0.00	0.00
912828ZT0	US TREASURY 0.250 05/31/25	5,000,000.00	4,900,834.01	4,913,537.09	05/31/2025	0.25	3.42	1,058.74	12,703.08	0.00	13,761.82
91282CFP1	US TREASURY 4.250 10/15/25	8,000,000.00	7,948,557.45	7,952,765.15	10/15/2025	4.25	4.90	28,884.59	4,207.70	0.00	33,092.29
91282CGR6	US TREASURY 4.625 03/15/26	7,500,000.00	7,458,518.19	7,460,944.49	03/15/2026	4.63	5.03	29,704.77	2,426.29	0.00	32,131.06
TEXPOOL	TexPool	11,712,407.18	5,368,539.38	11,712,407.18	10/31/2024	5.34	4.86	76,965.81	0.00	0.00	76,965.81
TEXSTAR	TexSTAR	489,437.58	487,420.62	489,437.58	10/31/2024	5.30	4.87	2,016.96	0.00	0.00	2,016.96
TXRANGE	Texas Range TexasDAILY Fund	5,726,413.87	5,702,625.02	5,726,413.87	10/31/2024	5.04	4.93	23,788.85	0.00	0.00	23,788.85
<b>TOTAL</b>		<b>126,099,688.39</b>	<b>124,126,427.74</b>	<b>125,504,071.23</b>		<b>3.60</b>	<b>4.61</b>	<b>454,186.87</b>	<b>59,636.82</b>	<b>0.00</b>	<b>513,823.69</b>

**STABILIZATION**

06054NMG3	BOFA SECURITIES 12/16/24	0.00	9,891,066.67	0.00	12/16/2024	0.00	5.33	0.00	31,533.33	0.00	31,533.33
06054NMG3	BOFA SECURITIES 12/16/24	10,000,000.00	0.00	9,935,500.00	12/16/2024	0.00	5.25	0.00	12,900.00	0.00	12,900.00
0674FKP1	Barclays Bank PLC New York Branch 0.0 10/23/2024	0.00	9,967,061.11	0.00	10/23/2024	0.00	5.54	0.00	32,938.89	0.00	32,938.89
3130AWER7	FHLBANKS 4.625 06/06/25	0.00	7,997,724.60	0.00	06/06/2025	4.63	4.67	22,611.11	201.85	0.00	22,812.96
3130AWER7	FHLBANKS 4.625 06/06/25	0.00	1,999,426.86	0.00	06/06/2025	4.63	4.67	5,652.78	50.84	0.00	5,703.62



**Earnings by Fund**

CUSIP	DESCRIPTION	ENDING PAR VALUE	BEGINNING BOOK VALUE	ENDING BOOK VALUE	FINAL MATURITY	COUPON RATE	YIELD	INTEREST EARNED	NET AMORTIZATION/ACCRETION INCOME	NET REALIZED GAIN/LOSS	ADJUSTED INTEREST EARNINGS
3130AWER7	FHLBANKS 4.625 06/06/25	8,000,000.00	0.00	7,998,009.02	06/06/2025	4.63	4.66	8,222.22	82.58	0.00	8,304.80
3130AWER7	FHLBANKS 4.625 06/06/25	2,000,000.00	0.00	1,999,498.51	06/06/2025	4.63	4.66	2,055.56	20.80	0.00	2,076.35
3133EN6A3	FED FARM CR BNKS 4.000 01/13/26	0.00	10,013,784.40	0.00	01/13/2026	4.00	3.89	24,444.44	(646.60)	0.00	23,797.84
3133EN6A3	FED FARM CR BNKS 4.000 01/13/26	10,000,000.00	0.00	10,012,873.28	01/13/2026	4.00	3.88	8,888.89	(264.52)	0.00	8,624.37
3133EPC37	FED FARM CR BNKS 4.875 11/13/25	0.00	9,994,294.86	0.00	11/13/2025	4.88	4.93	29,791.67	307.63	0.00	30,099.30
3133EPC37	FED FARM CR BNKS 4.875 11/13/25	10,000,000.00	0.00	9,994,728.33	11/13/2025	4.88	4.93	10,833.33	125.85	0.00	10,959.18
31846V567	FIRST AMER-GVT OBLG;Z	30,000,000.00	0.00	30,000,000.00	10/31/2024	4.48	4.74	0.00	0.00	0.00	0.00
62479LKX2	MUFG Bank Ltd. - New York Branch 0.010/31/2024	0.00	4,977,750.00	0.00	10/31/2024	0.00	5.49	0.00	22,250.00	0.00	22,250.00
TEXPOOL	TexPool	16,215,609.25	26,111,310.32	16,215,609.25	10/31/2024	5.34	4.86	104,298.93	0.00	0.00	104,298.93
<b>TOTAL</b>		<b>86,215,609.25</b>	<b>80,952,418.81</b>	<b>86,156,218.39</b>		<b>4.13</b>	<b>4.73</b>	<b>216,798.93</b>	<b>99,500.65</b>	<b>0.00</b>	<b>316,299.58</b>
<b>GRAND TOTAL</b>		<b>387,923,211.84</b>	<b>375,244,863.06</b>	<b>386,717,310.74</b>		<b>3.55</b>	<b>4.66</b>	<b>1,197,412.27</b>	<b>291,744.59</b>	<b>0.00</b>	<b>1,489,156.86</b>

## Disclosure

Meeder provides monthly statements for its investment management clients to provide information about the investment portfolio. The information should not be used for audit or confirmation purposes. Please review your custodial statements and report any inaccuracies or discrepancies.

Certain information and data has been supplied by unaffiliated third parties. Although Meeder believes the information is reliable, it cannot warrant the accuracy of information offered by third parties. Market value may reflect prices received from pricing vendors when current market quotations are not available. Prices may not reflect firm bids or offers and may differ from the value at which the security can be sold.

Statements may include positions from unmanaged accounts provided for reporting purposes. Unmanaged accounts are managed directly by the client and are not included in the accounts managed by Meeder. This information is provided as a client convenience and Meeder assumes no responsibility for performance of these accounts or the accuracy of the data reported.

**Investing involves risk. Past performance is no guarantee of future results. Debt and fixed income securities are subject to credit and interest rate risk. The investment return and principal value of an investment will fluctuate so that an investors shares, when redeemed, may be worth more or less than their original cost. Current performance may be lower or higher than the performance data quoted.**

Investment advisory services provided by Meeder Public Funds, Inc. Please contact us if you would like to receive a copy of our current ADV disclosure brochure or privacy policy.

© 2024 Meeder Investment Management

[meederpublicfunds.com](http://meederpublicfunds.com) | 866.633.3371



**M E E D E R**

**PUBLIC FUNDS**