

# Pleasantdale Middle School

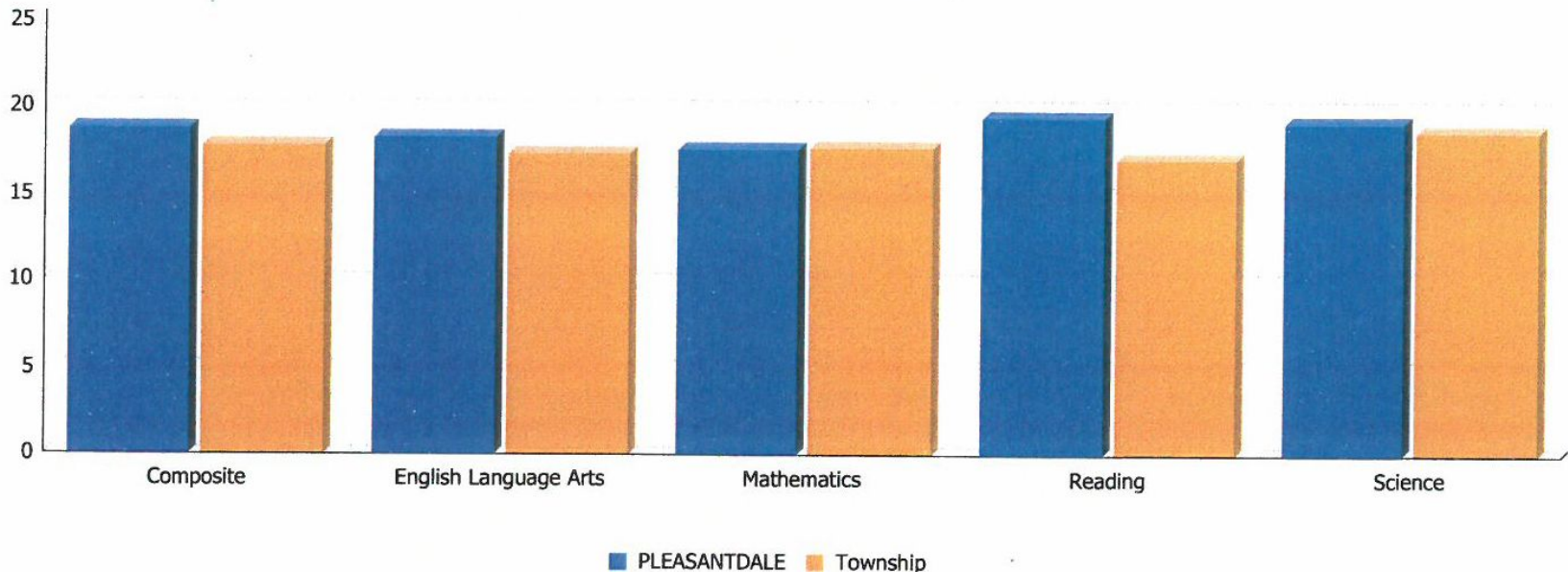
---

LTHS First Semester Data  
Class of 2015

# Class of 2015 Explore Data

EXPLORE Average Score	Composite	English Language Arts	Mathematics	Reading	Science
<b>PLEASANTDALE Avg.</b>	18.8	18.3	17.6	19.5	19.2
<b>Township Avg.</b>	17.8	17.4	17.7	17.1	18.7

**EXPLORE Average Score**  
District Compared to Township



# LTHS Course Selection Process 2015

---

- Current Course Placement
- EXPLORE Test Data
- TEacher Review of LTHS Recommendations
- Parent/Student Request

# LTHS English Placement

---

Course	% of Pleasantdale Students	% of All Feeder Schools
English I Accel Lev IV	25%	35.6%
English I Honors Lev V	48.6%	33.5%
English I Prep Humanities Lev III	9.1%	12.9%
English I Prep	17%	19.6%

# LTHS English Grades

---

Course	A	B	C	D	F	I	W
English I Accel Lev IV	1	11	5	2			
English I Honors Lev V	13	15	7	2			
English I Prep Humanities Lev III	1	2	3	1			
English I Prep Lev III	3	4	3	3			

		PLEASANTDALE			Township		
		Number of Students	Percentage of Students	EXPLORE Avg. Score	Number of Students	Percentage of Students	EXPLORE Avg. Score
Advanced ELL LIII	A				1	0.1%	9
	B				1	0.1%	9
English I Accel LIV	A	1	1.3%	17	76	10.3%	17
	B	11	14.5%	19	127	17.3%	17
	C	5	6.6%	18	30	4.1%	17
	D	2	2.6%	18	5	0.7%	17
	F				1	0.1%	18
	I				3	0.4%	15
English I Honor LV	A	13	17.1%	24	106	14.4%	21
	B	15	19.7%	23	120	16.3%	21
	C	7	9.2%	22	18	2.4%	22
	D	2	2.6%	22	2	0.3%	22
	I				1	0.1%	17
English I Prep Humanities LIII	A	1	1.3%	15	3	0.4%	13
	B	2	2.6%	13	29	3.9%	13
	C	3	3.9%	13	39	5.3%	12
	CP				1	0.1%	11
	D	1	1.3%	13	16	2.2%	11
	F				7	1.0%	11
English I Prep LIII	A	3	3.9%	15	31	4.2%	15
	B	4	5.3%	17	77	10.5%	15
	C	3	3.9%	16	30	4.1%	15
	CP				1	0.1%	15
	D	3	3.9%	16	3	0.4%	14
English II Prep LIII	D				1	0.1%	16
Inter/Adv Tutorial ELL LIII	A				1	0.1%	9

# LTHS Math Placement

---

Course	% of Pleasantdale Students	% of All Feeder Schools
Adv. Algebra Honors Lev V	1.3%	1.7%
Algebra Accelerated Lev IV	22.1%	27.7%
Algebra Prep Lev III	45.5%	35.7%
Geometry Accelerated Lev IV	5.2%	15.7%
Geometry Honors Lev V	26%	18.7%
Geometry Prep Lev III		.5%

# LTHS Math Grades

Course	A	B	C	D	F	I	W
Adv. Algebra Honors Lev V		1					
Algebra Accelerated Lev IV	10	3	4				
Algebra Prep Lev III	17	10	7	1			
Geometry Accelerated Lev IV	1	2	1				
Geometry Honors Lev V	6	8	6				
Geometry Prep Lev III							



		PLEASANTDALE			Township		
		Number of Students	Percentage of Students	EXPLORE Avg. Score	Number of Students	Percentage of Students	EXPLORE Avg. Score
Adv Algebra Honors 251/25 LV	A				10	1.4%	24
	B	1	1.3%	23	2	0.3%	25
Algebra Accel 141/142 LIV	A	10	13.0%	19	124	16.8%	18
	B	3	3.9%	16	58	7.9%	17
	C	4	5.2%	20	15	2.0%	17
	D				2	0.3%	16
	DP				1	0.1%	15
	F				2	0.3%	14
	I				2	0.3%	18
Algebra Prep 131/132 LIII	A	17	22.1%	15	86	11.7%	16
	B	10	13.0%	16	97	13.2%	15
	C	7	9.1%	16	55	7.5%	14
	CP				3	0.4%	12
	D	1	1.3%	15	10	1.4%	14
	F				9	1.2%	11
	I				1	0.1%	15
W				1	0.1%	13	
Algebra Prep 132 LIII	D				1	0.1%	11
Fund of Geometry LIII	C				1	0.1%	13
Geometry Accel 141/142 LIV	A	1	1.3%	18	49	6.7%	21
	B	2	2.6%	18	41	5.6%	20
	C	1	1.3%	17	19	2.6%	20
	D				3	0.4%	21
	F				2	0.3%	18
	I				1	0.1%	25
Geometry Honors LV	A	6	7.8%	23	46	6.2%	23
	B	8	10.4%	22	74	10.1%	22
	C	6	7.8%	19	15	2.0%	22
	D				3	0.4%	19

# LTHS Humanities Placement

---

Course	% of Pleasantdale Students	% of All Feeder Schools
World History Prep Lev III	9.8%	12.3%
World History Lev III	90.3%	84.4%

# LTHS Humanities Grades

---

Course	A	B	C	D	F	I	W
World History Prep Lev III		3	4				
World History Lev III	25	21	13	5			

		PLEASANTDALE			Township		
		Number of Students	Percentage of Students	EXPLORE Avg. Score	Number of Students	Percentage of Students	EXPLORE Avg. Score
Contemporary Issues LIII	A				2	0.3%	20
	B				4	0.6%	16
Economics LIII	F				1	0.1%	15
Global Relations LIV	AU				1	0.1%	14
	C				2	0.3%	23
Human Geography LIII	A				3	0.4%	19
World Hist Prep Humanit LIII	A				10	1.5%	13
	B	3	4.2%	13	41	6.0%	12
	C	4	5.6%	13	29	4.2%	12
	D				11	1.6%	12
	F				3	0.4%	11
	I				1	0.1%	11
World History ELL LIII	A				1	0.1%	9
	B				1	0.1%	13
	C				4	0.6%	10
	D				2	0.3%	12
	F				1	0.1%	12
World History LIII	A	25	34.7%	23	292	42.4%	20
	B	21	29.2%	19	200	29.0%	17
	C	13	18.1%	18	71	10.3%	16
	D	5	6.9%	17	12	1.7%	15
	F				4	0.6%	12
	I	1	1.4%	20	3	0.4%	15

# LTHS Science Placement

---

Course	% of Pleasantdale Students	% of All Feeder Schools
Biology Accel Lev IV	60.5%	51%
Biology Prep Lev III	32.8%	42.3%
Physical Science	6.5%	10.9%

# LTHS Science Grades

---

Course	A	B	C	D	F	I	W
Biology Accel Lev IV	17	21	7	1			
Biology Prep Lev III	2	9	10	3			
Physical Science		2					

		PLEASANTDALE			Township		
		Number of Students	Percentage of Students	EXPLORE Avg. Score	Number of Students	Percentage of Students	EXPLORE Avg. Score
Biology Accel LIV	A	<u>17</u>	22.4%	23	<u>191</u>	27.0%	22
	B	<u>21</u>	27.6%	21	<u>137</u>	19.4%	21
	C	<u>7</u>	9.2%	20	<u>25</u>	3.5%	20
	D	<u>1</u>	1.3%	19	<u>4</u>	0.6%	21
	I				<u>3</u>	0.4%	23
	W				<u>1</u>	0.1%	21
	Biology Prep LIII	A	<u>2</u>	2.6%	18	<u>52</u>	7.3%
B		<u>9</u>	11.8%	18	<u>129</u>	18.2%	18
C		<u>10</u>	13.2%	16	<u>68</u>	9.6%	17
CP		<u>1</u>	1.3%	19			
D		<u>3</u>	3.9%	16	<u>13</u>	1.8%	17
Physical Science Prep LIII		A				<u>8</u>	1.1%
	B	<u>2</u>	2.6%	14	<u>32</u>	4.5%	15
	C	<u>3</u>	3.9%	16	<u>22</u>	3.1%	14
	CP				<u>3</u>	0.4%	14
	D				<u>11</u>	1.6%	14
	F				<u>6</u>	0.8%	14
	I				<u>2</u>	0.3%	12
	W				<u>1</u>	0.1%	14

# LTHS World Language Placement - Spanish

---

Course	% of Pleasantdale Students	% of All Feeder Schools
Spanish I Accelerated Lev IV	6.1%	4.2%
Spanish I Prep Lev III	12.3%	9.6%
Spanish II Accelerated Lev IV	49.3%	34.8 %
Spanish II Prep Lev III	16.9%	12.8%



# LTHS World Language Grades - Spanish

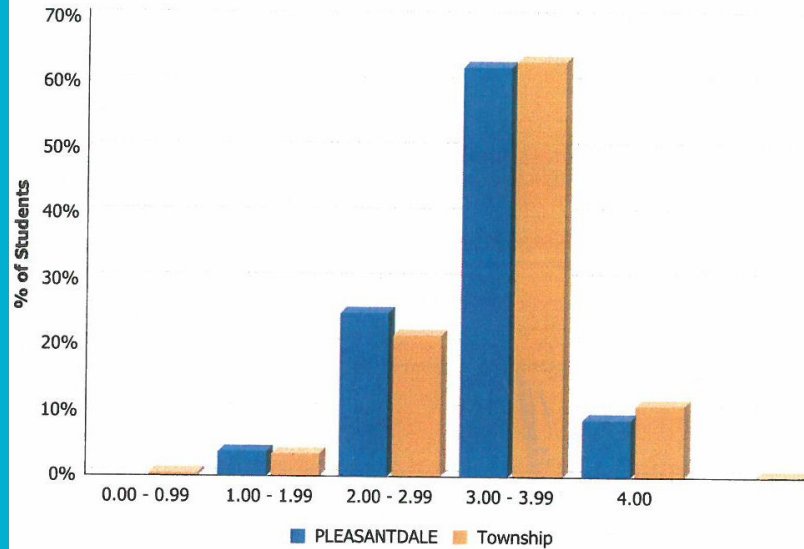
---

Course	A	B	C	D	F	W	I
Spanish I Accelerated Lev IV	3	1					
Spanish I Prep Lev III	2	3	3				
Spanish II Accelerated Lev IV	15	15	2				
Spanish II Prep Lev III	2	9					

		PLEASANTDALE			Township		
		Number of Students	Percentage of Students	EXPLORE Avg. Score	Number of Students	Percentage of Students	EXPLORE Avg. Score
Spanish I Accel LIV	A	<u>3</u>	4.6%	22	<u>13</u>	2.0%	20
	B	<u>1</u>	1.5%	20	<u>7</u>	1.1%	15
Spanish I Accel LIV	C				<u>6</u>	0.9%	16
	D				<u>1</u>	0.2%	13
Spanish I Prep LIII	A	<u>2</u>	3.1%	18	<u>17</u>	2.7%	16
	B	<u>3</u>	4.6%	18	<u>24</u>	3.8%	14
	C	<u>3</u>	4.6%	17	<u>16</u>	2.5%	15
	D				<u>4</u>	0.6%	12
Spanish II Accel LIV	A	<u>15</u>	23.1%	23	<u>106</u>	16.6%	20
	B	<u>15</u>	23.1%	21	<u>104</u>	16.2%	19
	C	<u>2</u>	3.1%	19	<u>11</u>	1.7%	19
	D				<u>2</u>	0.3%	22
Spanish II Prep LIII	A	<u>2</u>	3.1%	21	<u>16</u>	2.5%	18
	B	<u>9</u>	13.8%	19	<u>47</u>	7.3%	16
	C				<u>18</u>	2.8%	18
	D				<u>1</u>	0.2%	24

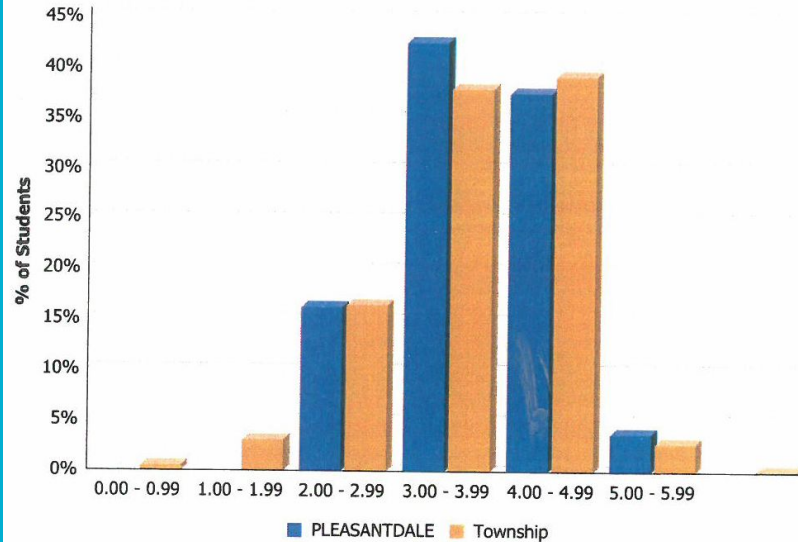
# LTHS Freshman Class Unweighted Grades First Semester - 2015-16

	PLEASANTDALE		Township	
	# of Students	% of Students	# of Students	% of Students
4.00	2	8.8%	86	63.4%
3.00 - 3.99	50	62.5%	497	21.6%
2.00 - 2.99	20	3.8%	27	0.5%
1.00 - 1.99	3	8.8%	1	0.1%
0.00 - 0.99			4	



# LTHS Freshman Class Weighted Grades First Semester - 2015-16

	PLEASANTDALE		Township	
	# of Students	% of Students	# of Students	% of Students
			1	0.1%
<b>5.00 - 5.99</b>	3	3.8%	22	2.8%
<b>4.00 - 4.99</b>	30	37.5%	307	39.2%
<b>3.00 - 3.99</b>	34	42.5%	297	37.9%
<b>2.00 - 2.99</b>	13	16.2%	129	16.5%
<b>1.00 - 1.99</b>			24	3.1%
<b>0.00 - 0.99</b>			4	0.5%



# Year-End Highlights

---

**80 %** of the Pleasantdale Class of 2015 were recognized as LTHS Honor Roll Students for at least **1 Semester**

**72%** of the Pleasantdale Class of 2015 were recognized as LTHS Honor Roll Students for **Both Semesters**

# Year-End Highlights

50% of the Pleasantdale Class of 2015 Participated in LTHS Athletics

15 Students were 2 Sport Athletes, 2 were 3 Sport Athletes

20% of the Pleasantdale Class of 2015 Participated in Competitive Clubs

3 Students were in 2 Competitive Clubs, 3 Students in 3

4 Students were involved in Snowball Activities (Prevention)

# Study Limitations

---

- Recommended Placement vs. Final Placement in classes at LT not tracked
- Full activity participation not available
- Lack of direct student data

# Recommendations

---

- Continued articulation/observations with LTHS Freshman Classes and instructors
- Continued/increased sharing of resources with LTHS regarding Freshman Courses - course syllabus, learning styles and expectations (writing)
- Collaborate with LTHS and feeder Districts to facilitate a Freshman Preparedness Survey



**Congratulations to Pleasantdale's Class of  
2015 - the LTHS Class of 2019**

**Questions?**