

December 2023 Charter Panel Data Review



DIVISION OF ELEMENTARY
& SECONDARY EDUCATION

Tiffani Grayer, Director of School Performance and
Monitoring & **Jeffrey Feters**, Monitoring Coordinator

2023 Timeline for Accountability Reports

October 2023

- **ESSA School Index & School Rating Reports Posted on My School Info**
- **Notification Letters Sent to Districts**

December 2023

- **School Report Card Posted on My School Info (All data are not yet submitted)**

April 2024

- **Full School Report Card Posted on My School Info (All Modules Complete)**

2022 ESSA School Index Overview

ESSA Overview

Overall ESSA Index Score



Grade Range

7-12

Grade Span

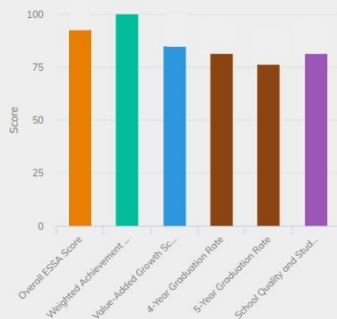
3 - High School Level

The focus of the ESSA School Index is student achievement and growth.

ESSA Indicator Scores

Indicator Score

Overall ESSA Score
Weighted Achievement Score
Value-Added Growth Score
4-Year Graduation Rate
5-Year Graduation Rate
School Quality and Student Success Score



ESSA School Index



ESSA School Index for Annual Meaningful Differentiation (ESSA)

Weights for ESSA Calculations

| Elementary and Middle Grade Spans | | High School Grade Spans | |
|-----------------------------------|----|-------------------------|----|
| Indicator | % | Indicator | % |
| Weighted Achievement | 35 | Weighted Achievement | 35 |
| Value-Added Growth | 50 | Value-Added Growth | 35 |
| SQSS | 15 | SQSS | 15 |
| | | 4-Year Graduation Rate | 10 |
| | | 5-Year Graduation Rate | 5 |

*Progress to English Language Proficiency indicator in Value-Added Growth Score is proportionate to number of English Learners.



The ESSA School Index score is converted to an easy-to-read letter grade.

School Rating (Letter Grades)

Public School Rating

A-F

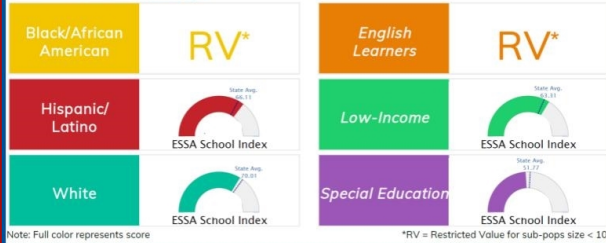
School Performance on the ESSA School Index Score (Federal Accountability)

All Students



ESSA School Index

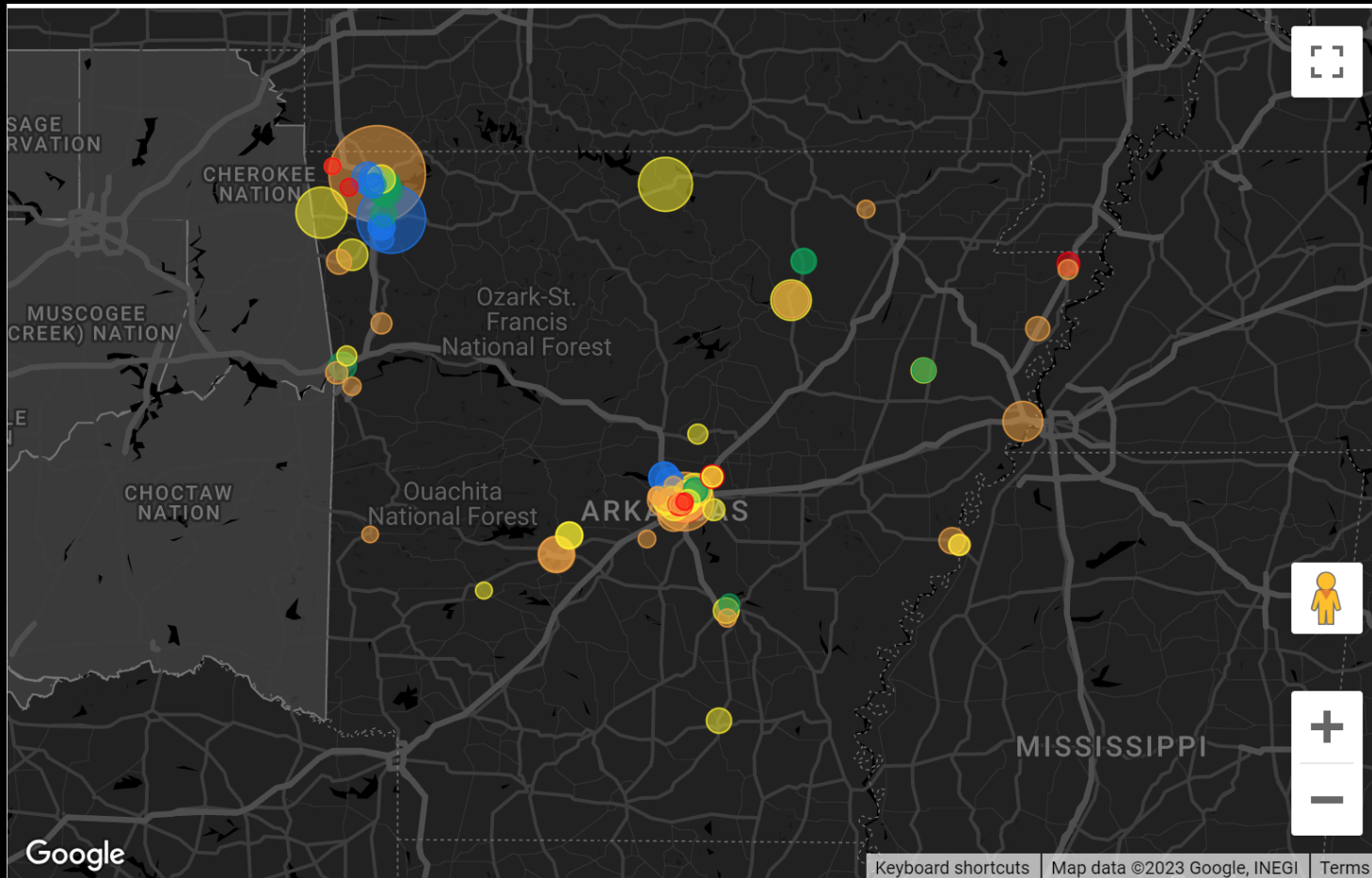
Graph represents where scores fall in comparison to state averages. For more information about the Every Student Succeeds Act and the ESSA School Index, visit arkansased.gov.



This information shows student performance broken down by various subgroups of students.

School Rating

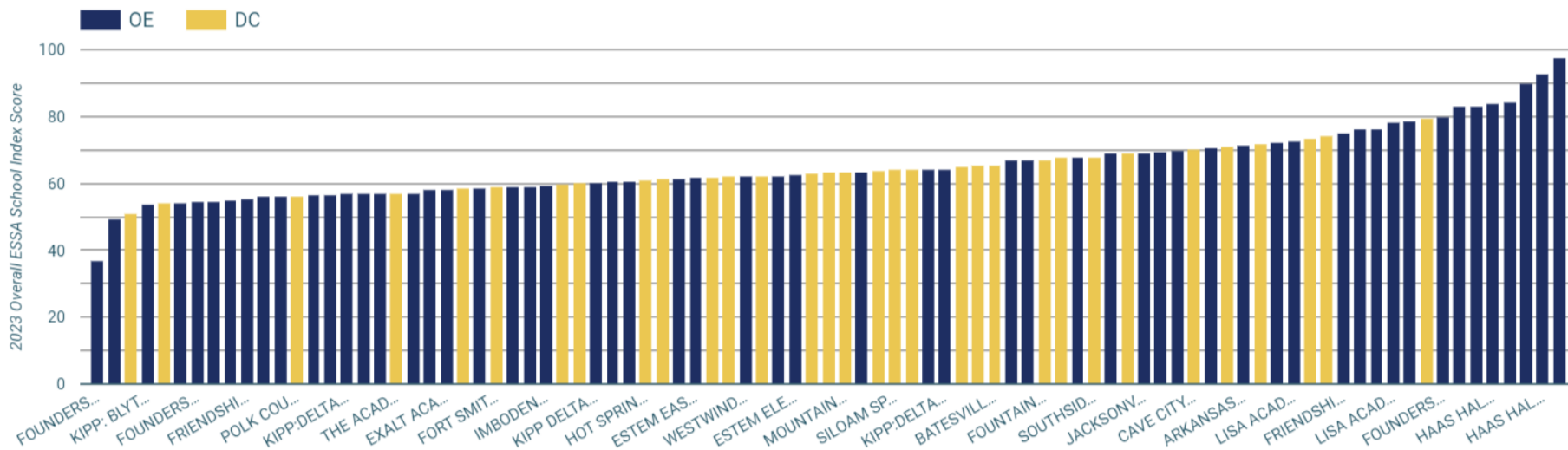




Oct 1 Enroll... 4 • ● ● ● 3,231
2023 School Letter Grade
 ● D ● A ● C ● F ● B

All Charters (OE + DC)

Geographic Distribution



Fayetteville Virtual Academy a District Conversion Charter

FAYETTEVILLE SCHOOL DISTRICT



Increased Letter Grades from B to A

Gained 7.94 points on ESSA School Index

Driven Virtual Academy


PULASKI COUNTY SPECIAL SCHOOL DISTRICT



Increased Letter Grades from D to C

Gained 7.2 points on ESSA School Index

Charter Schools on the Move Toward Excellence



Public School Rating (*Letter Grade*)
& ESSA School Index Increases
of 5+ points from 2022 to 2023

Congratulations!

- Fayetteville Virtual Academy a District Conversion Charter School increased their school rating from a “B” to an “A” and increased their overall ESSA School Index score by 7.94 points in 2023.
- Driven Virtual Academy in PCSSD increased their school rating from a “D” to an “C” and increased their overall ESSA School Index score by 7.2 points in 2023.

Charter Schools on the Move Toward Excellence



Weighted Achievement

Increase by 10+ points from 2022 to 2023

Congratulations!

- Responsive Ed Solutions Premier High School of Springdale (+28.39) from 9.85 in 2022 to 38.24 in 2023.
- Fayetteville Virtual Academy a District Conversion Charter School (+23.82) from 51.18 in 2022 to 75 in 2023.
- Cabot Panther Academy (+19.32) from 20.44 in 2022 to 39.76 in 2023.
- Driven Virtual Academy in PCSSD (+11.59) from 22.26 to 33.85 in 2023.

Charter Schools on the Move Toward Excellence



Value-Added Growth
better than 97.5% of schools
(2 standard deviations above the mean in 2023)

Congratulations!

Haas Hall Bentonville

- Value-Added Growth of 85.33

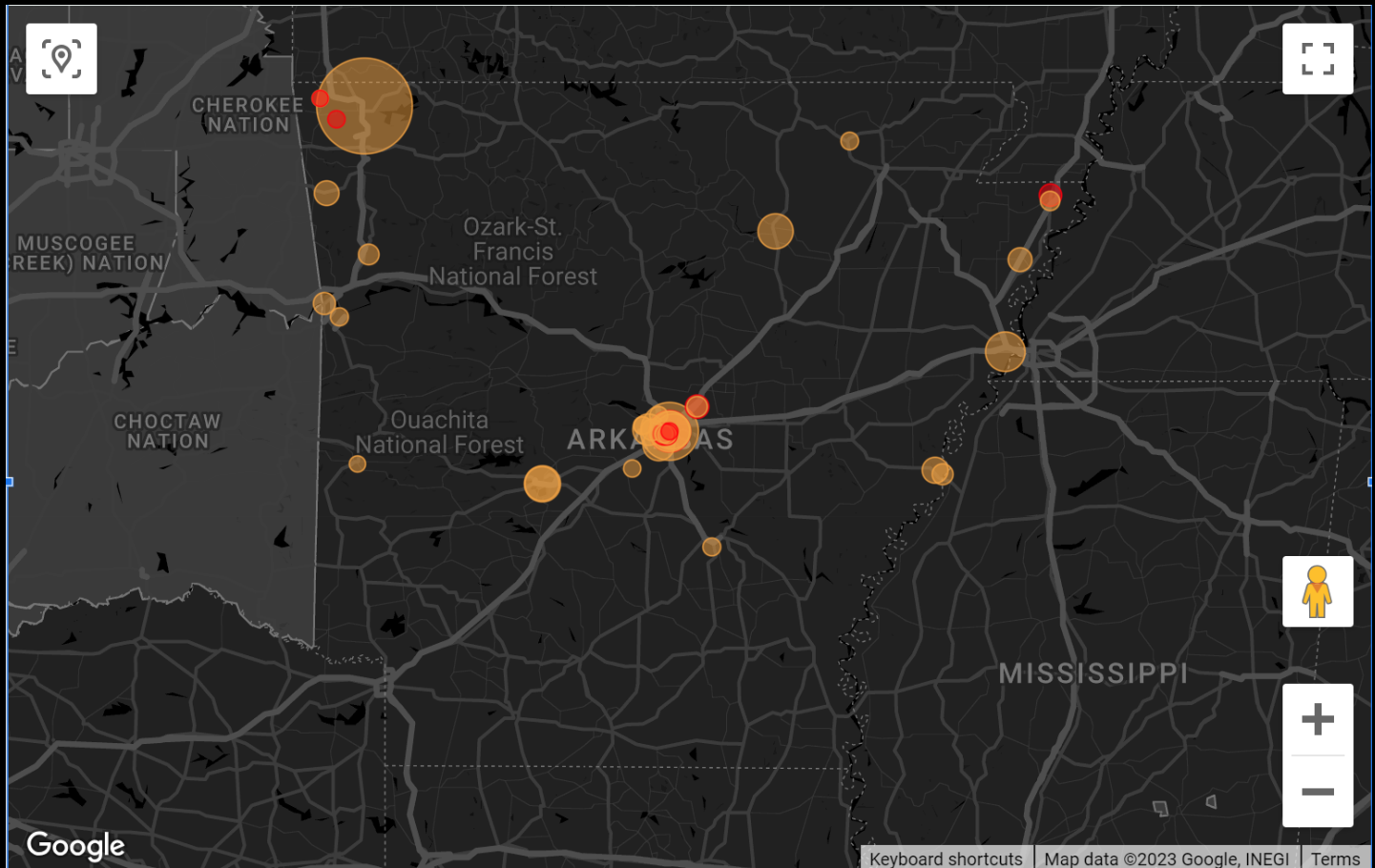
Haas Hall Academy at the Lane

- Value-Added Growth of 84.27

Charter School Letter Grades

- 12 Charter schools (open-enrollment and/or district conversion) earned an **F** in 2023 compared to 10 in 2022
- 31 Charter schools (open-enrollment and/or district conversion) earned an **D** in 2023 compared to 27 in 2022
- 4 of these schools were new and did not have reporting data prior to 2023.
- The list of schools for 2023 is available [here](#).





Oct 1 Enroll... 4 • ● ● 3,231
2023 School Letter Grade ● D ● F

Charters w/D or F Rating

Decline in Letter Grade from 2019 to 2022

The following data may apply to both open-enrollment and district conversion charter schools.

- 2 schools declined from a B to a C
- 5 schools declined from a C to a D
- 1 schools declined from a D to an F
- 1 school declined from a C to an F
- 1 school declined from an A to a D

The list of schools is available [here](#).



Review of Charters - Open Enrollment

The following districts have one or more schools with a D or F for 2023.

- Arkansas Connections Academy
- Arkansas Lighthouse Academies
- Arkansas Virtual Academy
- eStem Public Charter School
- Exalt Academy of Southwest Little Rock
- Founders Classical Academies of Arkansas
- Friendship Aspire Academies Arkansas
- Future School of Fort Smith
- Hope Academy of Northwest Arkansas
- Imboden Charter School District
- KIPP Delta Public Schools
- Lisa Academy
- Scholarmade Achievement Place of Arkansas
- Westwind School for Performing Arts



Arkansas Connections Academy

| School LEA | School Name | 2022 School Letter Grade | 2023 School Letter Grade | 2023 ELA Growth Score | 2023 Math Growth Score |
|------------|-----------------------------------|--------------------------|--------------------------|-----------------------|------------------------|
| 0444703 | ARKANSAS CONNECTIONS ACADEMY HIGH | D | D | 76.29 | 73.19 |

Mission Statement: Arkansas Connections Academy (ARCA) will offer families throughout the state access to a quality education by providing the personalized learning inherent in a high quality online school. ARCA will provide a complete public school experience for students in grades K-12 focusing on the students' academic growth, social and emotional needs, and post-secondary goals.

Charter Expiration: June 30, 2026



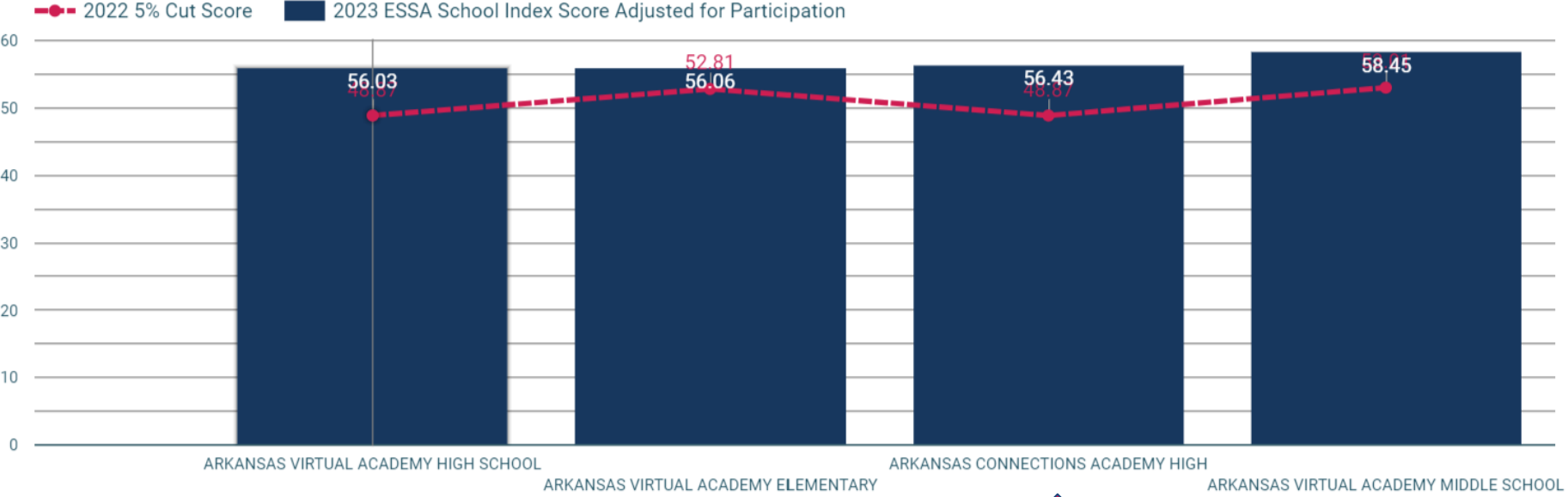
Arkansas Connections Academy

| School LEA | School Name | 2023 Overall ESSA School Index Score | Rebound (Difference in ESSA scores from 2022 to 2023) | Rebound (Difference in ESSA scores from 2021 to 2023) | Points needed to get to next letter grade | Oct 1 Enrollment (To determine mobility) |
|------------|-----------------------------------|--------------------------------------|---|---|---|--|
| 0444703 | ARKANSAS CONNECTIONS ACADEMY HIGH | 56.43 | -3.62 | -1.81 | 4.67 | 3231 |

| Legend | | | |
|--------|-----------------------------------|--|---|
| | Indicates Open Enrollment Charter | | Positive rebound or less than 2 points to achieve next letter grade |
| | Indicates District Charter | | 5 or more points decline in ESSA School Index Score |



Arkansas Connections Geographic Comparison



Arkansas Lighthouse Academies

| School LEA | School Name | 2022 School Letter Grade | 2023 School Letter Grade | 2023 ELA Growth Score | 2023 Math Growth Score |
|------------|---|--------------------------|--------------------------|-----------------------|------------------------|
| 6050701 | JACKSONVILLE LIGHTHOUSE ELEMENTARY ACADEMY | F | F | 73.19 | 75.18 |
| 6050703 | JACKSONVILLE LIGHTHOUSE HIGH SCHOOL ACADEMY | D | D | 82.37 | 79.08 |

Mission Statement: Our mission is to prepare our students for college through a rigorous arts-infused program. Our vision is that all students will be taught by a highly effective teacher in a nurturing environment and will achieve at high levels. Each student will develop the knowledge, skills and values necessary for responsible citizenship and lifelong learning.

Charter Expiration: June 30, 2027



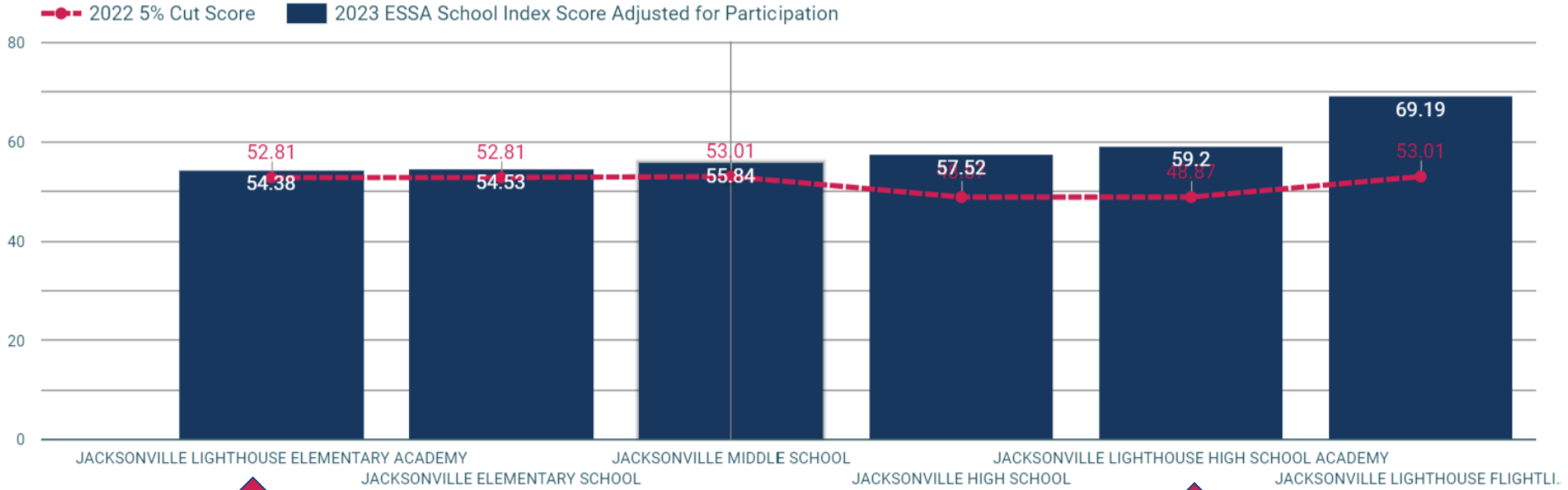
Arkansas Lighthouse Academies

| School LEA | School Name | 2023 Overall ESSA School Index Score | Rebound (Difference in ESSA scores from 2022 to 2023) | Rebound (Difference in ESSA scores from 2021 to 2023) | Points needed to get to next letter grade | Oct 1 Enrollment (To determine mobility) |
|------------|---|--------------------------------------|---|---|---|--|
| 6050701 | JACKSONVILLE LIGHTHOUSE ELEMENTARY ACADEMY | 54.38 | 0.9 | -0.38 | 3.71 | 296 |
| 6050703 | JACKSONVILLE LIGHTHOUSE HIGH SCHOOL ACADEMY | 59.2 | 4.98 | 6.57 | 1.9 | 179 |

| Legend | | |
|--------|-----------------------------------|---|
| | Indicates Open Enrollment Charter | Positive rebound or less than 2 points to achieve next letter grade |
| | Indicates District Charter | 5 or more points decline in ESSA School Index Score |



Lighthouse Academies of Arkansas Geographic Comparison



Arkansas Virtual Academy (ARVA)

| School LEA | School Name | 2022 School Letter Grade | 2023 School Letter Grade | 2023 ELA Growth Score | 2023 Math Growth Score |
|------------|--|--------------------------|--------------------------|-----------------------|------------------------|
| 6043701 | ARKANSAS VIRTUAL ACADEMY ELEMENTARY | F | F | 70.36 | 70.78 |
| 6043703 | ARKANSAS VIRTUAL ACADEMY HIGH SCHOOL | D | D | 80.18 | 78.62 |
| 6043702 | ARKANSAS VIRTUAL ACADEMY MIDDLE SCHOOL | D | D | 77.84 | 74.71 |

Mission Statement: Arkansas Virtual Academy will support, guide, and assist families and colleagues in a positive way through teamwork to promote academic growth that leads to high achievement for the entire Arkansas Virtual Academy community. We will do this by keeping sight of our vision and embracing change through teamwork and good communication to ensure family commitment to accomplish our purpose.

Charter Expiration: June 30, 2026



Arkansas Virtual Academy (ARVA)

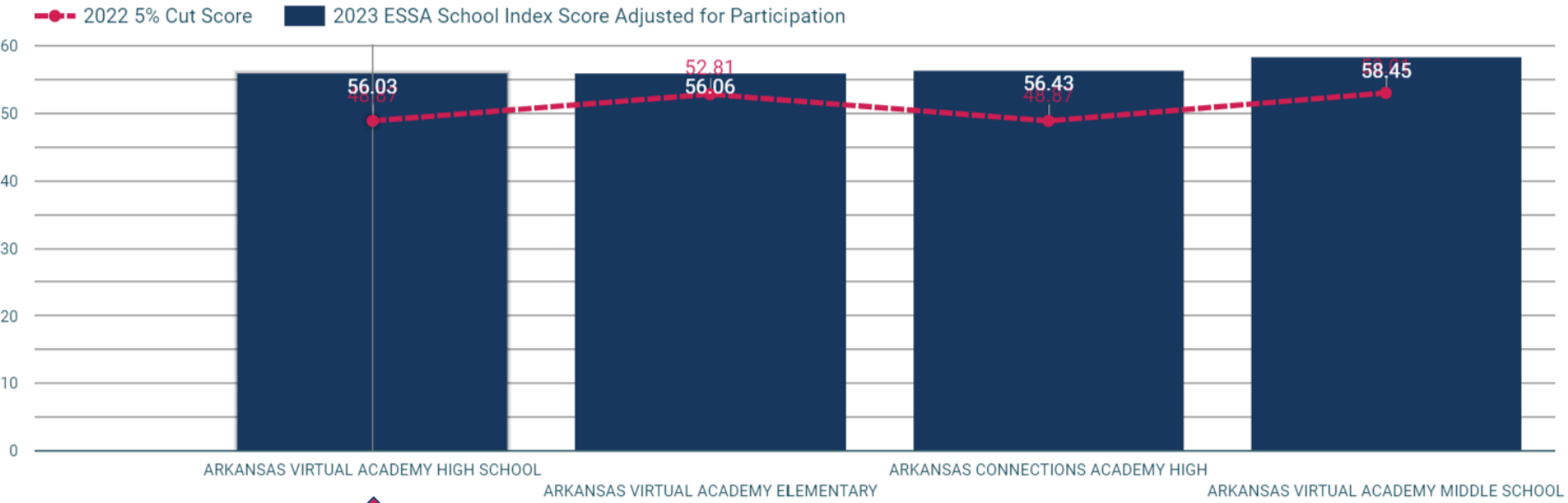
| School LEA | School Name | 2023 Overall ESSA School Index Score | Rebound (Difference in ESSA scores from 2022 to 2023) | Rebound (Difference in ESSA scores from 2021 to 2023) | Points needed to get to next letter grade | Oct 1 Enrollment (To determine mobility) |
|------------|--|--------------------------------------|---|---|---|--|
| 6043701 | ARKANSAS VIRTUAL ACADEMY ELEMENTARY | 56.06 | -1.04 | -1.37 | 2.03 | 1041 |
| 6043703 | ARKANSAS VIRTUAL ACADEMY HIGH SCHOOL | 56.03 | -0.4 | 1.39 | 5.07 | 1695 |
| 6043702 | ARKANSAS VIRTUAL ACADEMY MIDDLE SCHOOL | 58.45 | -1.93 | -2.13 | 5.28 | 997 |

Legend

| | | | |
|--|-----------------------------------|--|---|
| | Indicates Open Enrollment Charter | | Positive rebound or less than 2 points to achieve next letter grade |
| | Indicates District Charter | | 5 or more points decline in ESSA School Index Score |



ARVA Geographic Comparison



ESTEM

| School LEA | School Name | 2022 School Letter Grade | 2023 School Letter Grade | 2023 ELA Growth Score | 2023 Math Growth Score |
|------------|---|--------------------------|--------------------------|-----------------------|------------------------|
| 6047704 | ESTEM EAST VILLAGE ELEMENTARY PUBLIC CHARTER SCHOOL | D | D | 80.12 | 78.4 |
| 6047701 | ESTEM ELEMENTARY SCHOOL | D | D | 80.13 | 78.68 |

Mission Statement: The mission of e-STEM Public Charter Schools, Inc. is to prepare students that are STEM literate; deeply versed in economics and business; preparing to enter a global economy well educated in international history, culture, language, protocol, and business ethics.

Charter Expiration: June 30, 2033



ESTEM

| School LEA | School Name | 2023 Overall ESSA School Index Score | Rebound (Difference in ESSA scores from 2022 to 2023) | Rebound (Difference in ESSA scores from 2021 to 2023) | Points needed to get to next letter grade | Oct 1 Enrollment (To determine mobility) |
|------------|---|--------------------------------------|---|---|---|--|
| 6047704 | ESTEM EAST VILLAGE ELEMENTARY PUBLIC CHARTER SCHOOL | 61.74 | 0.22 | 2.13 | 3.24 | 772 |
| 6047701 | ESTEM ELEMENTARY SCHOOL | 62.85 | -0.75 | 2.44 | 2.13 | 892 |

| Legend | | |
|--------|-----------------------------------|---|
| | Indicates Open Enrollment Charter | Positive rebound or less than 2 points to achieve next letter grade |
| | Indicates District Charter | 5 or more points decline in ESSA School Index Score |



Exalt Academies of Southwest LR

| School LEA | School Name | 2022 School Letter Grade | 2023 School Letter Grade | 2023 ELA Growth Score | 2023 Math Growth Score |
|------------|--|--------------------------|--------------------------|-----------------------|------------------------|
| 6055702 | EXALT ACADEMY OF SOUTHWEST LITTLE ROCK | D | D | 80.94 | 78.02 |

Mission Statement: The Exalt Academy of Southwest Little Rock (EASW) will prepare students from educationally underserved areas of Southwest Little Rock for competitive colleges and advanced careers from an early age by ensuring mastery of the core subjects and developing the key behaviors required for success, citizenship and leadership in their communities and beyond.

Charter Expiration: June 30, 2032



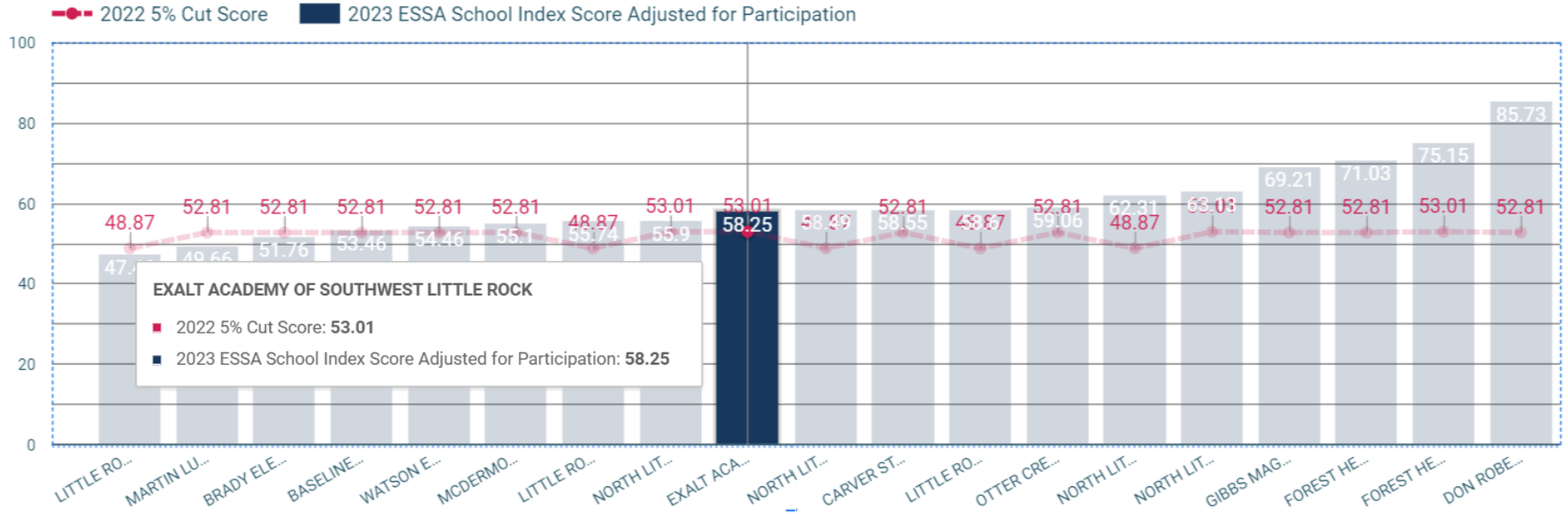
Exalt Academies of Southwest LR

| School LEA | School Name | 2023 Overall ESSA School Index Score | Rebound (Difference in ESSA scores from 2022 to 2023) | Rebound (Difference in ESSA scores from 2021 to 2023) | Points needed to get to next letter grade | Oct 1 Enrollment (To determine mobility) |
|------------|--|--------------------------------------|---|---|---|--|
| 6055702 | EXALT ACADEMY OF SOUTHWEST LITTLE ROCK | 58.25 | 1.23 | 2.73 | 5.48 | 638 |

| Legend | | | |
|--------|-----------------------------------|--|---|
| | Indicates Open Enrollment Charter | | Positive rebound or less than 2 points to achieve next letter grade |
| | Indicates District Charter | | 5 or more points decline in ESSA School Index Score |



Exalt Academy of Southwest Little Rock Geographic Comparison



Founders Classical Academies

| School LEA | School Name | 2022 School Letter Grade | 2023 School Letter Grade | 2023 ELA Growth Score | 2023 Math Growth Score |
|------------|--|--------------------------|--------------------------|-----------------------|------------------------|
| 0442706 | FOUNDERS CLASSICAL ACADEMIES OF ARKANSAS WEST LITTLE ROCK | C | D | 82.81 | 72.01 |
| 0442704 | FOUNDERS CLASSICAL ACADEMIES OF ARKANSAS WEST LITTLE ROCK ELEMENTARY | A | D | 78 | 80.24 |
| 0442707 | FOUNDERS CLASSICAL ACADEMY ELEMENTARY ONLINE | N/A | F | 78.89 | 47.78 |
| 0442709 | FOUNDERS CLASSICAL ACADEMY HIGH SCHOOL ONLINE | N/A | D | 81.21 | 77.3 |

Mission Statement: The school's mission is to

Charter Expiration: June 30, 2028



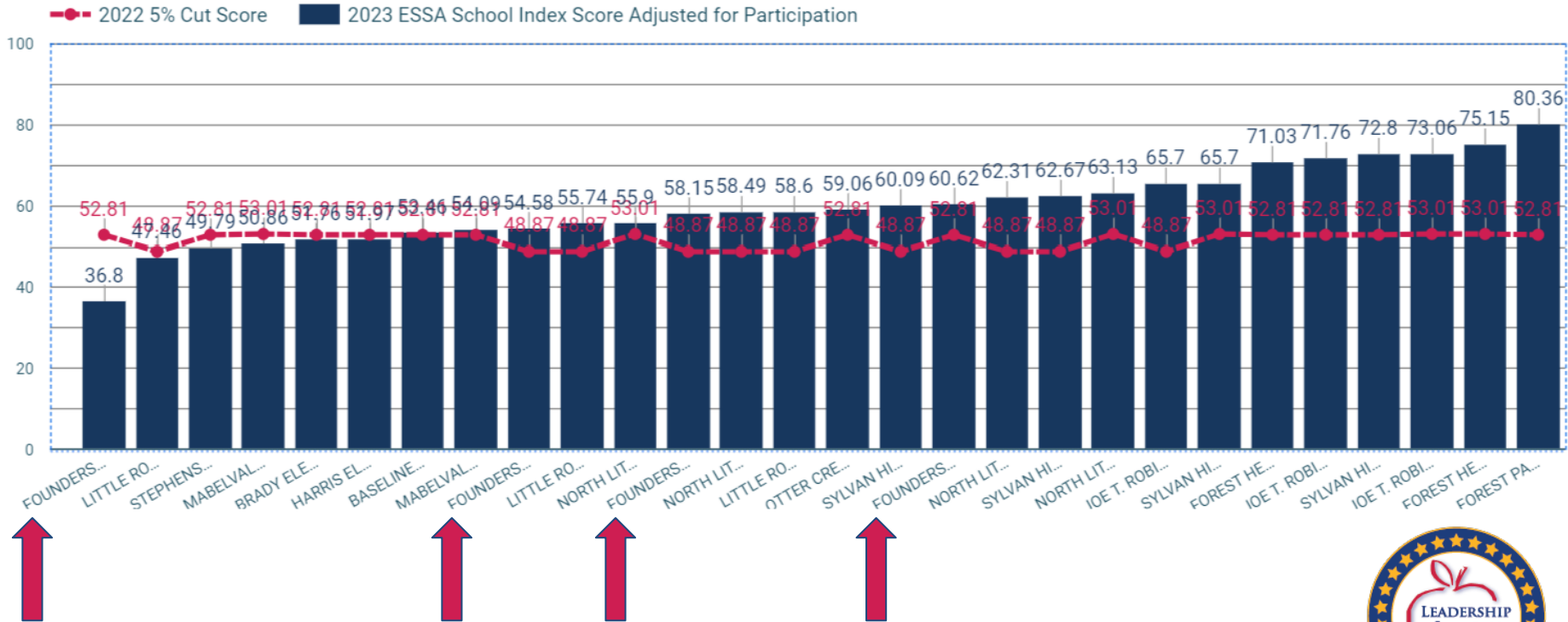
Founders Classical Academies

| School LEA | School Name | 2023 Overall ESSA School Index Score | Rebound (Difference in ESSA scores from 2022 to 2023) | Rebound (Difference in ESSA scores from 2021 to 2023) | Points needed to get to next letter grade | Oct 1 Enrollment (To determine mobility) |
|------------|--|--------------------------------------|---|---|---|--|
| 0442706 | FOUNDERS CLASSICAL ACADEMIES OF ARKANSAS WEST LITTLE ROCK | 58.15 | -4.62 | -1.11 | 2.95 | 71 |
| 0442704 | FOUNDERS CLASSICAL ACADEMIES OF ARKANSAS WEST LITTLE ROCK ELEMENTARY | 60.62 | -19.49 | -- | 4.36 | 59 |
| 0442707 | FOUNDERS CLASSICAL ACADEMY ELEMENTARY ONLINE | 36.8 | -- | -- | 21.29 | 4 |
| 0442709 | FOUNDERS CLASSICAL ACADEMY HIGH SCHOOL ONLINE | 54.58 | -- | -- | 6.52 | 16 |

Legend

| | | | |
|--|-----------------------------------|--|---|
| | Indicates Open Enrollment Charter | | Positive rebound or less than 2 points to achieve next letter grade |
| | Indicates District Charter | | 5 or more points decline in ESSA School Index Score |

Founders Classical Academies



Friendship Aspire Academies

| School LEA | School Name | 2022 School Letter Grade | 2023 School Letter Grade | 2023 ELA Growth Score | 2023 Math Growth Score |
|------------|---|--------------------------|--------------------------|-----------------------|------------------------|
| 3544704 | FRIENDSHIP ACADEMY LITTLE ROCK ELEMENTARY | C | F | 76.91 | 80.25 |
| 3544702 | FRIENDSHIP ASPIRE ACADEMY LITTLE ROCK MIDDLE SCHOOL | D | D | 82.99 | 79.13 |
| 3544703 | FRIENDSHIP ASPIRE ACADEMY SOUTHEAST PINE BLUFF | N/A | D | 70.85 | 76.23 |

Mission Statement: The school's mission is to develop scholars prepared to take the next step in their educational journeys through innovative, equitable, collaborative, and authentic experiences that develop critical thinking relevant in today's global society.

Charter Expiration: June 30, 2033



Friendship Aspire Academies

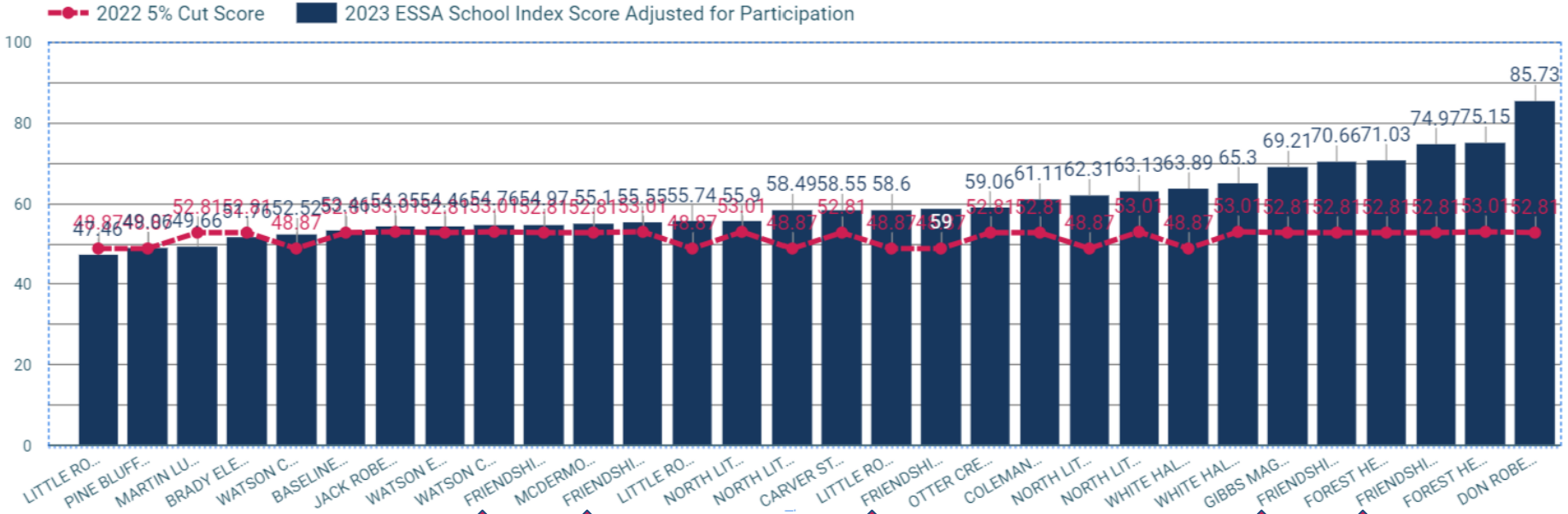
| School LEA | School Name | 2023 Overall ESSA School Index Score | Rebound (Difference in ESSA scores from 2022 to 2023) | Rebound (Difference in ESSA scores from 2021 to 2023) | Points needed to get to next letter grade | Oct 1 Enrollment (To determine mobility) |
|------------|---|--------------------------------------|---|---|---|--|
| 3544704 | FRIENDSHIP ACADEMY LITTLE ROCK ELEMENTARY | 54.97 | -13.36 | -4.35 | 3.12 | 241 |
| 3544702 | FRIENDSHIP ASPIRE ACADEMY LITTLE ROCK MIDDLE SCHOOL | 55.55 | -1.84 | -0.01 | 8.18 | 67 |
| 3544703 | FRIENDSHIP ASPIRE ACADEMY SOUTHEAST PINE BLUFF | 59 | -- | 13.9 | 2.1 | 75 |

Legend

| | | | |
|--|-----------------------------------|--|---|
| | Indicates Open Enrollment Charter | | Positive rebound or less than 2 points to achieve next letter grade |
| | Indicates District Charter | | 5 or more points decline in ESSA School Index Score |



Friendship Aspire Academies of AR Geographic Comparison



Future School of Fort Smith

| School LEA | School Name | 2022 School Letter Grade | 2023 School Letter Grade | 2023 ELA Growth Score | 2023 Math Growth Score |
|------------|-----------------------------|--------------------------|--------------------------|-----------------------|------------------------|
| 6640703 | FUTURE SCHOOL OF FORT SMITH | D | D | 79.39 | 77.85 |

Mission Statement: Future School of Fort Smith envisions a global community where all young adults demonstrate limitless self-actualization as innovative and compassionate 21st century leaders. Our mission is to embolden students to identify their interests, cultivate relevant skills, and connect to authentic learning; graduating with three years of real-world work, volunteer and collegiate experience.

Charter Expiration: June 30, 2026



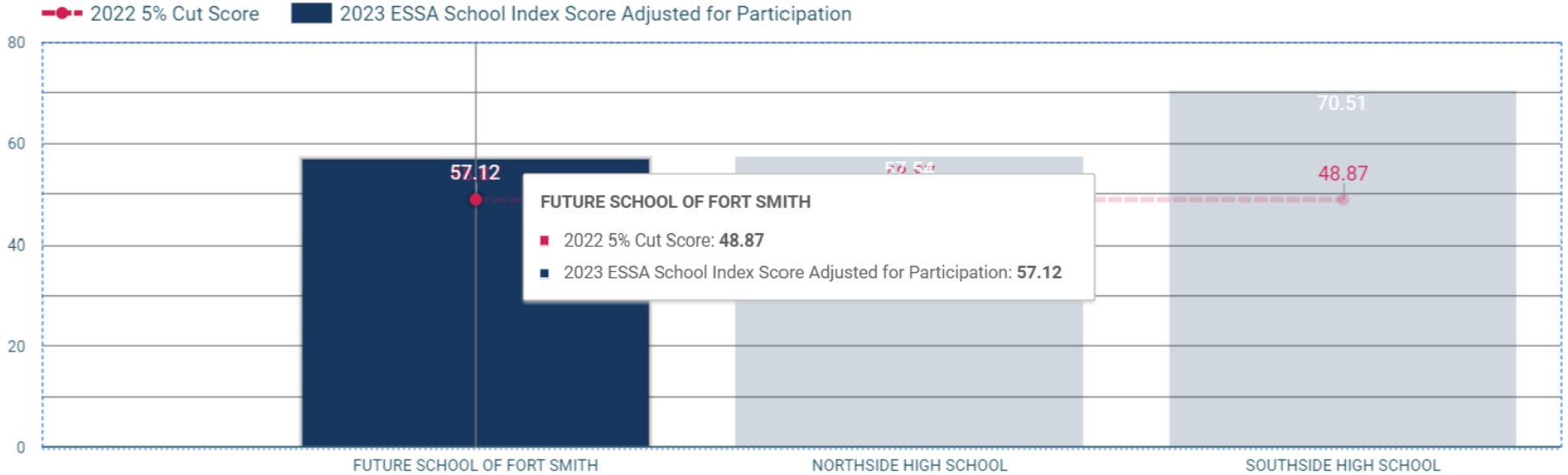
Future School of Fort Smith

| School LEA | School Name | 2023 Overall ESSA School Index Score | Rebound (Difference in ESSA scores from 2022 to 2023) | Rebound (Difference in ESSA scores from 2021 to 2023) | Points needed to get to next letter grade | Oct 1 Enrollment (To determine mobility) |
|------------|-----------------------------|--------------------------------------|---|---|---|--|
| 6640703 | FUTURE SCHOOL OF FORT SMITH | 57.12 | -0.53 | 5.46 | 3.98 | 241 |

| Legend | | | |
|--------|-----------------------------------|--|---|
| | Indicates Open Enrollment Charter | | Positive rebound or less than 2 points to achieve next letter grade |
| | Indicates District Charter | | 5 or more points decline in ESSA School Index Score |



Future School of Fort Smith Geographic Comparison



Hope Academy of Northwest AR

| School LEA | School Name | 2022 School Letter Grade | 2023 School Letter Grade | 2023 ELA Growth Score | 2023 Math Growth Score |
|------------|---|--------------------------|--------------------------|-----------------------|------------------------|
| 0445701 | HOPE ACADEMY OF NORTHWEST ARKANSAS ELEMENTARY | F | F | 70.75 | 69.58 |

Mission: The mission of the Hope Academy of Northwest Arkansas is to provide students with a safe, positive, trauma-informed academic environment that will nurture their love for learning and confidence in life.

Charter Expiration: June 30, 2025



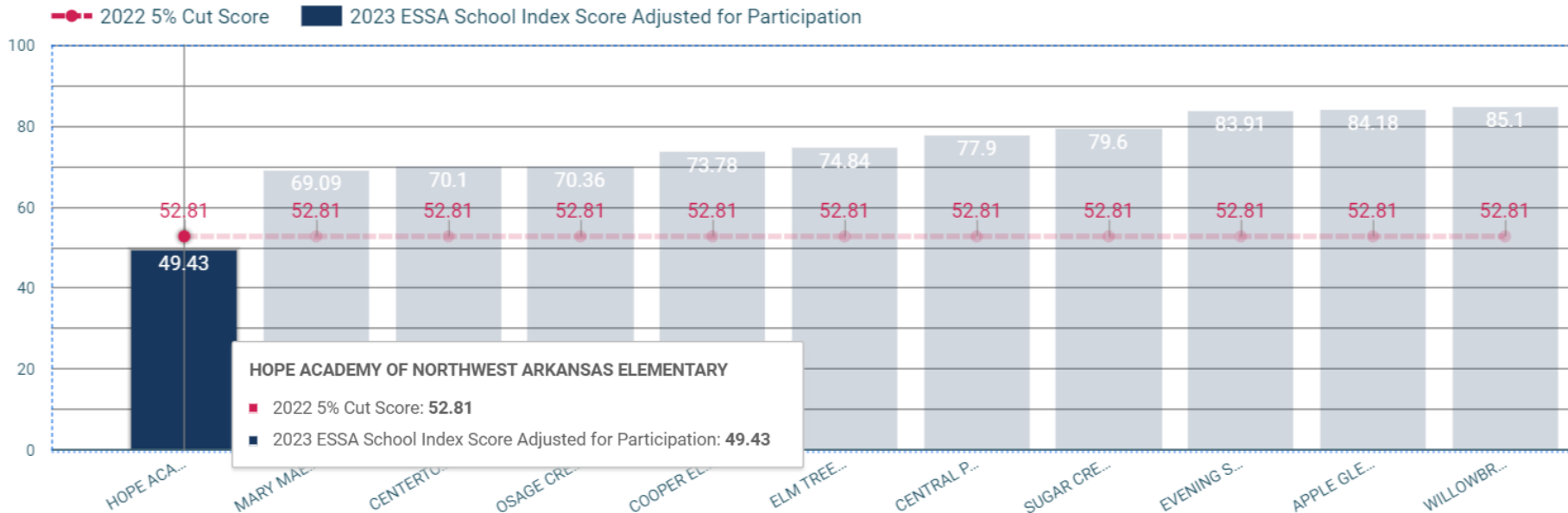
Hope Academy of Northwest AR

| School LEA | School Name | 2023 Overall ESSA School Index Score | Rebound (Difference in ESSA scores from 2022 to 2023) | Rebound (Difference in ESSA scores from 2021 to 2023) | Points needed to get to next letter grade | Oct 1 Enrollment (To determine mobility) |
|------------|---|--------------------------------------|---|---|---|--|
| 0445701 | HOPE ACADEMY OF NORTHWEST ARKANSAS ELEMENTARY | 49.43 | -0.19 | 4.52 | 8.66 | 50 |

| Legend | | | |
|--------|-----------------------------------|--|---|
| | Indicates Open Enrollment Charter | | Positive rebound or less than 2 points to achieve next letter grade |
| | Indicates District Charter | | 5 or more points decline in ESSA School Index Score |



Hope Academy of Northwest AR



HOPE ACADEMY OF NORTHWEST ARKANSAS ELEMENTARY
■ 2022 5% Cut Score: 52.81
■ 2023 ESSA School Index Score Adjusted for Participation: 49.43



Imboden Charter School

| School LEA | School Name | 2022 School Letter Grade | 2023 School Letter Grade | 2023 ELA Growth Score | 2023 Math Growth Score |
|------------|-----------------------------|--------------------------|--------------------------|-----------------------|------------------------|
| 3840701 | IMBODEN AREA CHARTER SCHOOL | D | D | 77.95 | 75.82 |

Mission Statement: It is the mission of Imboden Area Charter School Inc. to promote restructuring of the existing educational system by demonstrating "all students can learn and achieve at high levels," when teachers utilize a rigorous and challenging academic program, along with the flexibility to accommodate different rates of learning and different styles of learning in a democratic environment..

Charter Expiration: June 30, 2026



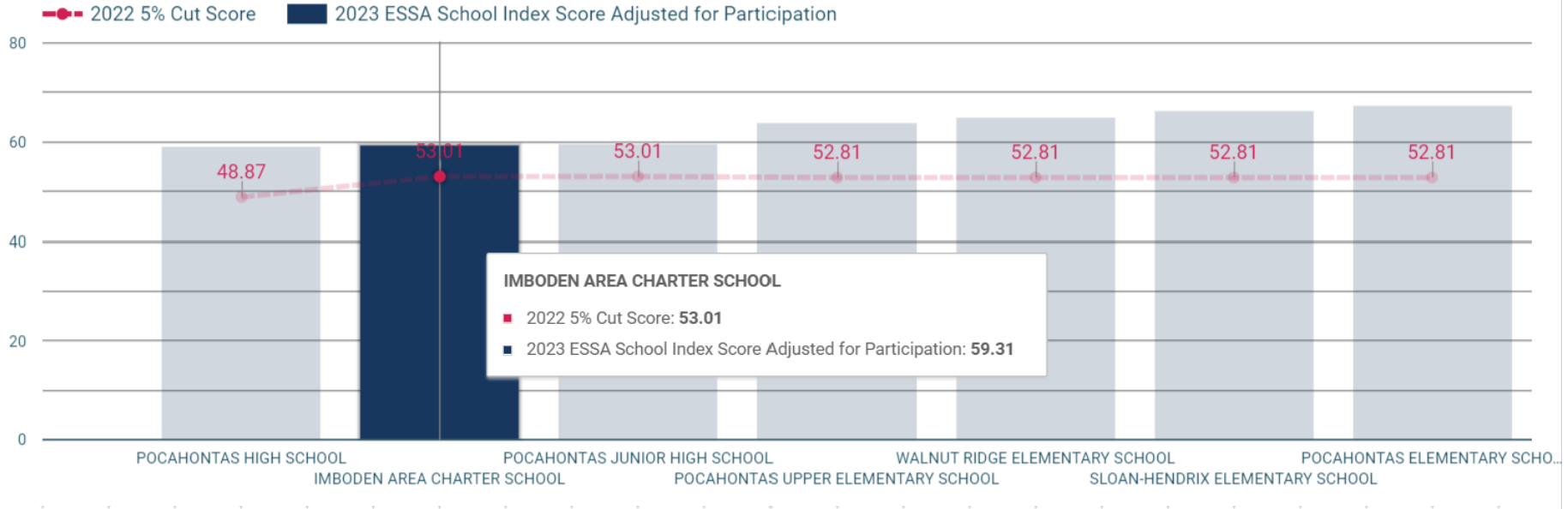
Imboden Charter School

| School LEA | School Name | 2023 Overall ESSA School Index Score | Rebound (Difference in ESSA scores from 2022 to 2023) | Rebound (Difference in ESSA scores from 2021 to 2023) | Points needed to get to next letter grade | Oct 1 Enrollment (To determine mobility) |
|------------|-----------------------------|--------------------------------------|---|---|---|--|
| 3840701 | IMBODEN AREA CHARTER SCHOOL | 59.31 | -4.02 | -4.14 | 4.42 | 63 |

| Legend | | | |
|--------|-----------------------------------|--|---|
| | Indicates Open Enrollment Charter | | Positive rebound or less than 2 points to achieve next letter grade |
| | Indicates District Charter | | 5 or more points decline in ESSA School Index Score |



Imboden Charter School Geographic Comparison



KIPP DELTA

| School LEA | School Name | 2022 School Letter Grade | 2023 School Letter Grade | 2023 ELA Growth Score | 2023 Math Growth Score |
|------------|---|--------------------------|--------------------------|-----------------------|------------------------|
| 5440706 | KIPP BLYTHEVILLE COLLEGIATE HIGH SCHOOL | D | D | 81.42 | 81.48 |
| 5440701 | KIPP DELTA ELEMENTARY LITERACY ACADEMY | F | D | 83.46 | 84.3 |
| 5440705 | KIPP: BLYTHEVILLE COLLEGE PREPARATORY | F | F | 76.62 | 75.32 |
| 5440702 | KIPP:DELTA COLLEGE PREPARATORY SCHOOL | D | C | 83.72 | 83.04 |
| 5440703 | KIPP:DELTA COLLEGIATE HIGH SCHOOL | D | D | 81.94 | 80.21 |

Mission Statement: The mission of KIPP Delta Public Schools is to create and support schools that empower students from underserved communities to develop the knowledge, skills, and character traits necessary to pursue a college education and a life of value, joy, and integrity.

Charter Expiration: JUNE 30, 2028



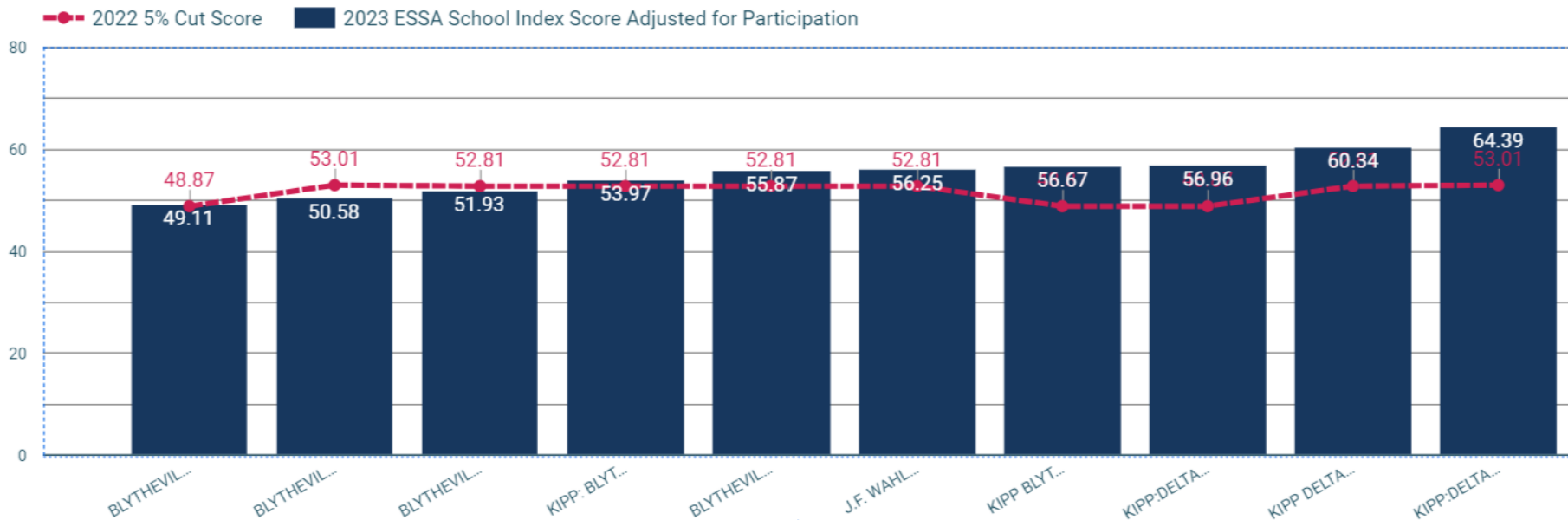
KIPP DELTA

| School LEA | School Name | 2023 Overall ESSA School Index Score | Rebound (Difference in ESSA scores from 2022 to 2023) | Rebound (Difference in ESSA scores from 2021 to 2023) | Points needed to get to next letter grade | Oct 1 Enrollment (To determine mobility) |
|------------|---|--------------------------------------|---|---|---|--|
| 5440706 | KIPP BLYTHEVILLE COLLEGIATE HIGH SCHOOL | 56.67 | -1.59 | -3.51 | 4.43 | 134 |
| 5440701 | KIPP DELTA ELEMENTARY LITERACY ACADEMY | 60.34 | 2.26 | 2.02 | 4.64 | 401 |
| 5440705 | KIPP: BLYTHEVILLE COLLEGE PREPARATORY | 53.97 | -1.73 | -1.93 | 4.12 | 258 |
| 5440703 | KIPP:DELTA COLLEGIATE HIGH SCHOOL | 56.96 | 2.53 | 0.52 | 4.14 | 199 |

Legend

| | | | |
|--|-----------------------------------|--|---|
| | Indicates Open Enrollment Charter | | Positive rebound or less than 2 points to achieve next letter grade |
| | Indicates District Charter | | 5 or more points decline in ESSA School Index Score |

KIPP Delta Geographic Comparison



Lisa Academy

Mission: It is the mission of LISA Academy to provide an academically rigorous college preparatory program, in partnership with students, families, and the community, and guide all students in gaining knowledge, skills, and the attitude necessary to direct their lives, improve a diverse society, and excel in a changing world by providing dynamic, resource-rich learning environments.

Charter Expiration: June 30, 2030

| School LEA | School Name | 2022 School Letter Grade | 2023 School Letter Grade | 2023 ELA Growth Score | 2023 Math Growth Score |
|------------|-------------------------------------|--------------------------|--------------------------|-----------------------|------------------------|
| 6041709 | LISA ACADEMY ARKANSAS HYBRID SCHOOL | D | D | 81.07 | 76.55 |
| 6041707 | LISA ACADEMY WEST ELEMENTARY SCHOOL | C | D | 78.12 | 80.8 |



Lisa Academy

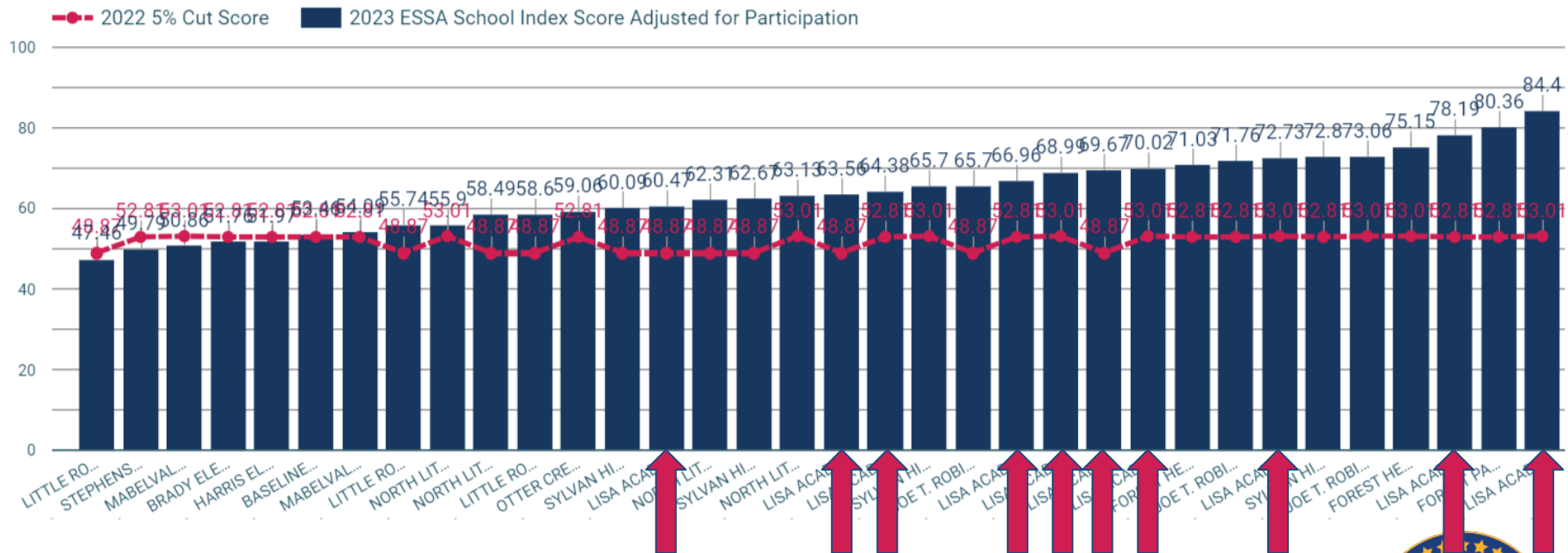
| School LEA | School Name | 2023 Overall ESSA School Index Score | Rebound (Difference in ESSA scores from 2022 to 2023) | Rebound (Difference in ESSA scores from 2021 to 2023) | Points needed to get to next letter grade | Oct 1 Enrollment (To determine mobility) |
|------------|-------------------------------------|--------------------------------------|---|---|---|--|
| 6041709 | LISA ACADEMY ARKANSAS HYBRID SCHOOL | 60.47 | 1.45 | 60.47 | 0.63 | 222 |
| 6041707 | LISA ACADEMY WEST ELEMENTARY SCHOOL | 64.38 | -0.61 | -0.75 | 0.6 | 626 |

Legend

| | | | |
|--|-----------------------------------|--|---|
| | Indicates Open Enrollment Charter | | Positive rebound or less than 2 points to achieve next letter grade |
| | Indicates District Charter | | 5 or more points decline in ESSA School Index Score |



Lisa Academy



Scholarmade

| School LEA | School Name | 2022 School Letter Grade | 2023 School Letter Grade | 2023 ELA Growth Score | 2023 Math Growth Score |
|------------|--|--------------------------|--------------------------|-----------------------|------------------------|
| 6060701 | IVY HILL ACADEMY OF SCHOLARSHIP | D | F | 72.84 | 76.04 |
| 6060702 | NICHOLS INTERMEDIATE ACADEMY OF LEADERSHIP | F | F | 81.42 | 75.07 |
| 6060703 | PRODIGY PREPARATORY ACADEMY OF SERVICE | D | D | 79.38 | 79.03 |

Mission Statement: Our mission is to prepare children through effective teaching to be self-confident, intellectually inquisitive, emotionally intelligent, and academically competent beings through effective instruction and innovative leadership. Our children will be innovative leaders and problem solvers who improve conditions for our local, state and global communities.

Charter Expiration: June 30, 2030



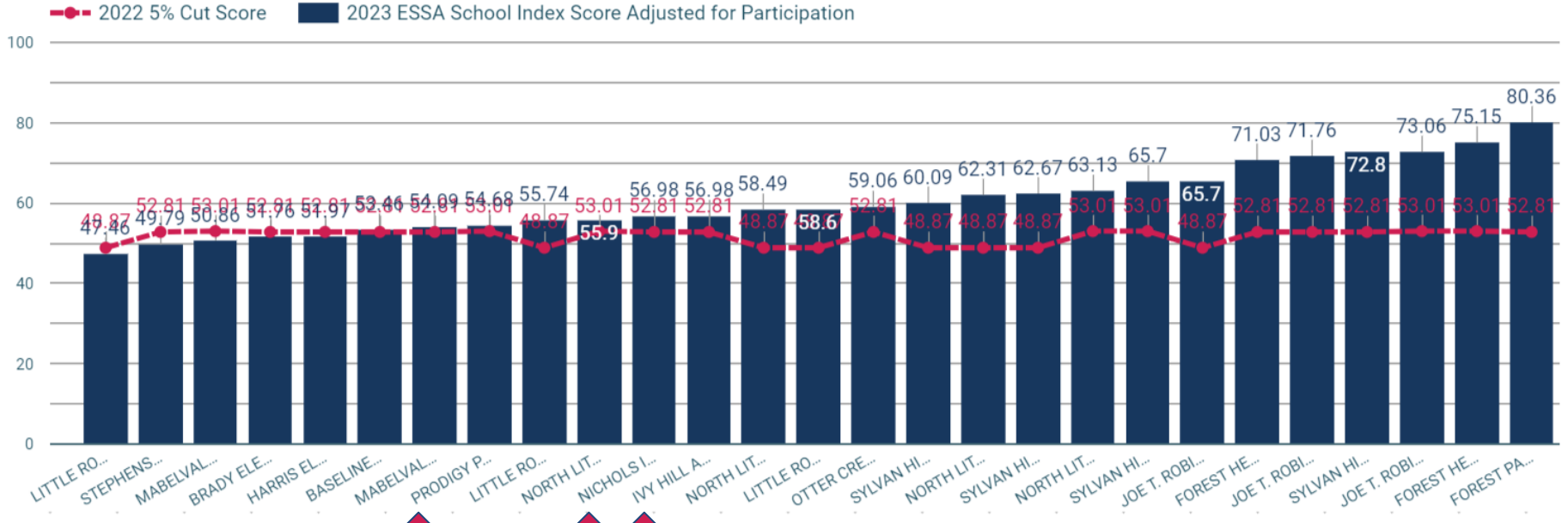
Scholarmade

| School LEA | School Name | 2023 Overall ESSA School Index Score | Rebound (Difference in ESSA scores from 2022 to 2023) | Rebound (Difference in ESSA scores from 2021 to 2023) | Points needed to get to next letter grade | Oct 1 Enrollment (To determine mobility) |
|------------|--|--------------------------------------|---|---|---|--|
| 6060701 | IVY HILL ACADEMY OF SCHOLARSHIP | 56.98 | -5.82 | -5.93 | 1.11 | 163 |
| 6060702 | NICHOLS INTERMEDIATE ACADEMY OF LEADERSHIP | 56.98 | 1.69 | -1.22 | 1.11 | 140 |
| 6060703 | PRODIGY PREPARATORY ACADEMY OF SERVICE | 54.68 | -0.08 | -3.19 | 9.05 | 91 |

| Legend | | | |
|--------|-----------------------------------|--|---|
| | Indicates Open Enrollment Charter | | Positive rebound or less than 2 points to achieve next letter grade |
| | Indicates District Charter | | 5 or more points decline in ESSA School Index Score |



Scholarmade Geographic Comparison



Westwind School for the Performing Arts

| School LEA | School Name | 2022 School Letter Grade | 2023 School Letter Grade | 2023 ELA Growth Score | 2023 Math Growth Score |
|------------|-------------------------------------|--------------------------|--------------------------|-----------------------|------------------------|
| 6063702 | WESTWIND SCHOOL FOR PERFORMING ARTS | D | D | 83.71 | 76.38 |

Mission Statement: The mission of Westwind School for Performing Arts is to provide an equitable and engaging educational experience that is enhanced by the arts. We believe that by establishing strong connections between students and the performing arts community, students will embrace the belief that learning is a creative and enlightening process.

Charter Expiration: June 30, 2026



Westwind School for the Performing Arts

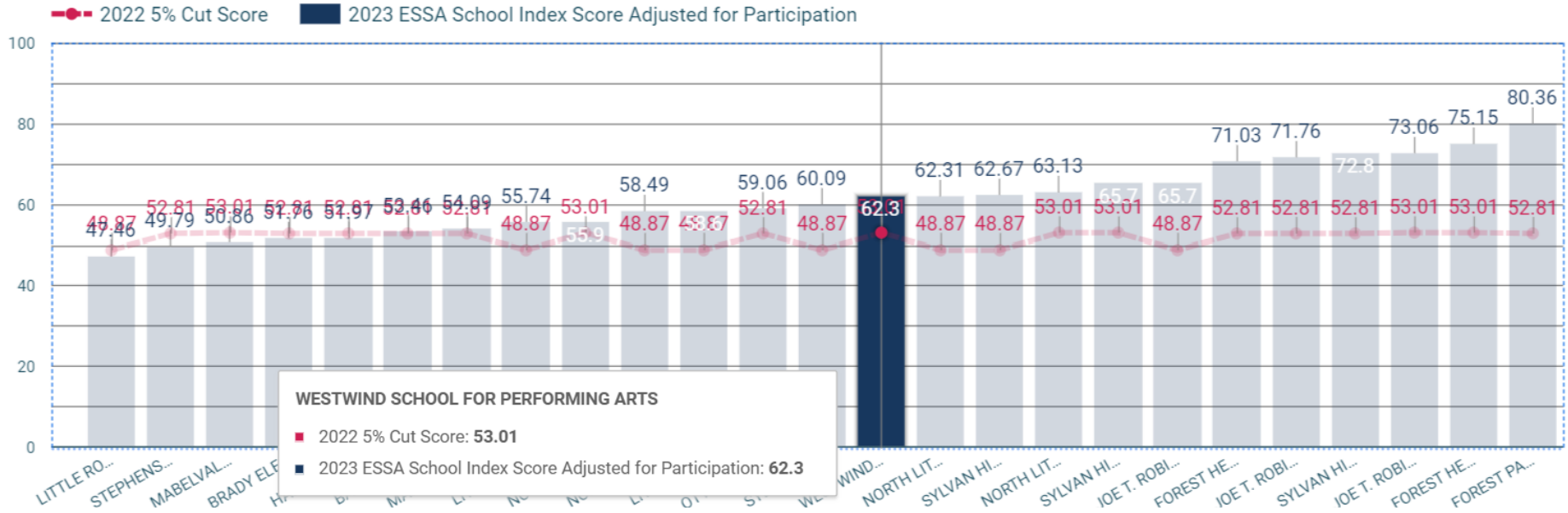
| School LEA | School Name | 2023 Overall ESSA School Index Score | Rebound (Difference in ESSA scores from 2022 to 2023) | Rebound (Difference in ESSA scores from 2021 to 2023) | Points needed to get to next letter grade | Oct 1 Enrollment (To determine mobility) |
|------------|-------------------------------------|--------------------------------------|---|---|---|--|
| 6063702 | WESTWIND SCHOOL FOR PERFORMING ARTS | 62.3 | 1.08 | 62.3 | 1.43 | 83 |

Legend

| | | | |
|--|-----------------------------------|--|---|
| | Indicates Open Enrollment Charter | | Positive rebound or less than 2 points to achieve next letter grade |
| | Indicates District Charter | | 5 or more points decline in ESSA School Index Score |



Westwind School for the Performing Arts Geographic Comparison



Review of Charters - District Conversion

The following districts have one or more schools with a D or F for 2023.

- Batesville
- Bauxite
- Fort Smith
- Hot Springs
- Lincoln
- Mena
- Mountainburg
- Rivercrest
- Waldron
- West Memphis

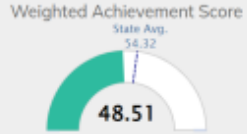


Batesville Junior High School Charter

2023 ESSA School Index: Weighted Achievement

3201702 - Batesville Junior High School Charter
3201000 - Batesville School District

Understanding Weighted Achievement



Grade Range 6-8
Grade Span 2 - Middle Level

Chart Data



| 2022 School Letter Grade | 2023 School Letter Grade | 2023 ELA Growth Score | 2023 Math Growth Score |
|--------------------------|--------------------------|-----------------------|------------------------|
| C | D | 78.67 | 74.95 |



Bauxite Miner Academy

2023 ESSA School Index: Weighted Achievement

6301703 - Miner Academy
6301000 - Bauxite School District

Understanding Weighted Achievement

Weighted Achievement Score



Grade Range

6-12

Grade Span

3 - High School Level

Chart

Data



| 2022 School Letter Grade | 2023 School Letter Grade | 2023 ELA Growth Score | 2023 Math Growth Score |
|--------------------------|--------------------------|-----------------------|------------------------|
| C | D | 76.49 | 81.67 |



Fort Smith Virtual Academy

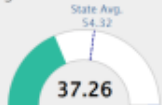
2023 ESSA School Index: Weighted Achievement

6601702 - Fort Smith Virtual Academy

6601000 - Fort Smith School District

Understanding Weighted Achievement

Weighted Achievement Score



Grade Range

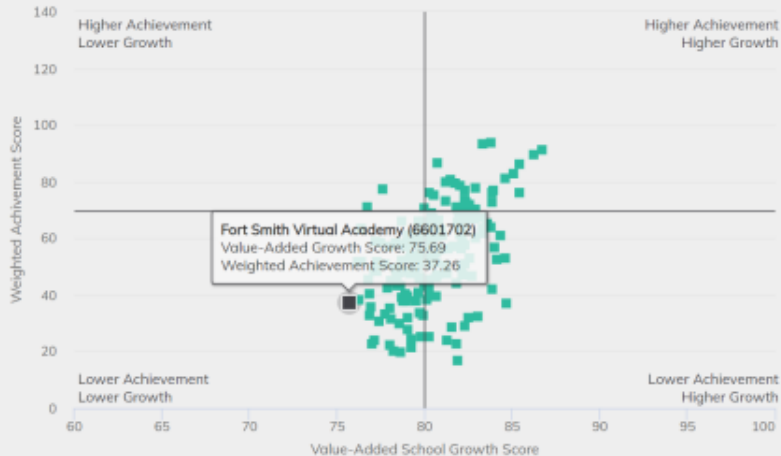
K-8

Grade Span

2 - Middle Level

Chart

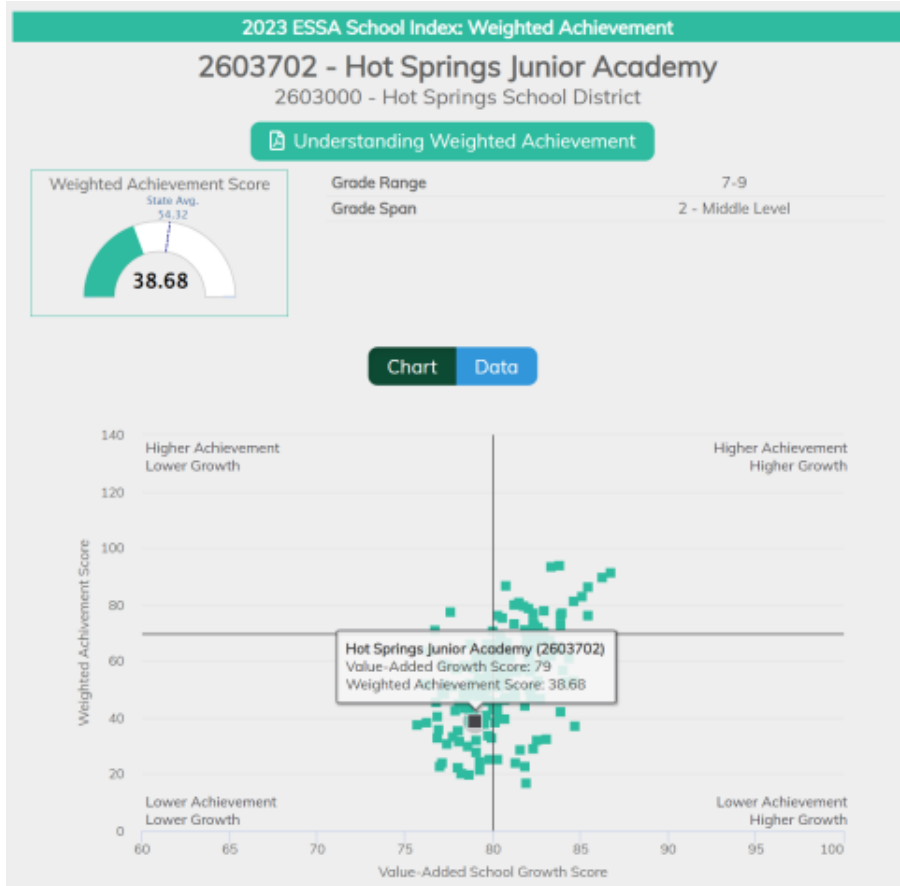
Data



| 2022 School Letter Grade | 2023 School Letter Grade | 2023 ELA Growth Score | 2023 Math Growth Score |
|--------------------------|--------------------------|-----------------------|------------------------|
| N/A | D | 75.98 | 74.89 |



Hot Springs Junior Academy



| 2022 School Letter Grade | 2023 School Letter Grade | 2023 ELA Growth Score | 2023 Math Growth Score |
|--------------------------|--------------------------|-----------------------|------------------------|
| D | D | 77.77 | 79.78 |



Hot Springs World Class High School

2023 ESSA School Index: Weighted Achievement

2603703 - Hot Springs World Class High School

2603000 - Hot Springs School District

Understanding Weighted Achievement

Weighted Achievement Score

State Avg. 41.32

30.31

Grade Range

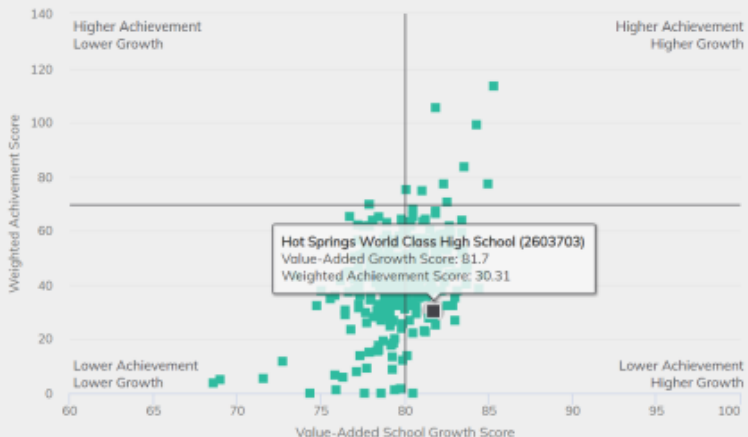
10-12

Grade Span

3 - High School Level

Chart

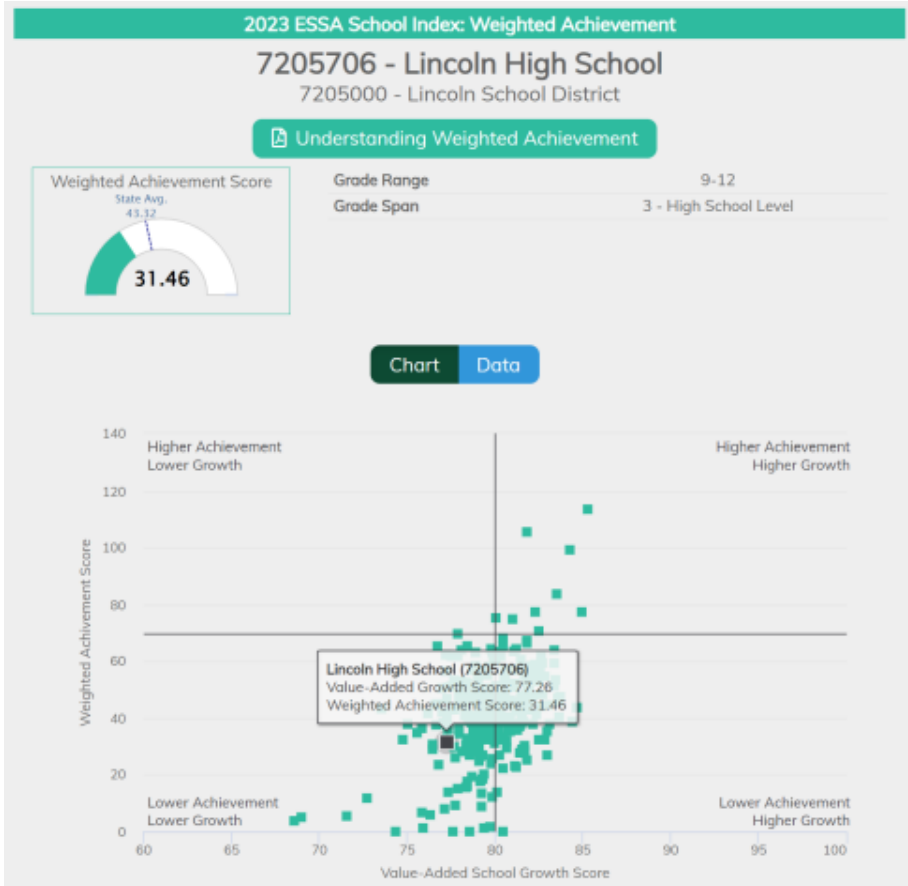
Data



| 2022 School Letter Grade | 2023 School Letter Grade | 2023 ELA Growth Score | 2023 Math Growth Score |
|--------------------------|--------------------------|-----------------------|------------------------|
| D | D | 81.48 | 81.63 |



Lincoln High School



| 2022 School Letter Grade | 2023 School Letter Grade | 2023 ELA Growth Score | 2023 Math Growth Score |
|--------------------------|--------------------------|-----------------------|------------------------|
| D | D | 76.49 | 77.09 |



Polk Co. Virtual Academy

2023 ESSA School Index: Weighted Achievement

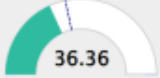
5703703 - Polk County Virtual Academy

5703000 - Mena School District

Understanding Weighted Achievement

Weighted Achievement Score

State Avg.
43.32



Grade Range

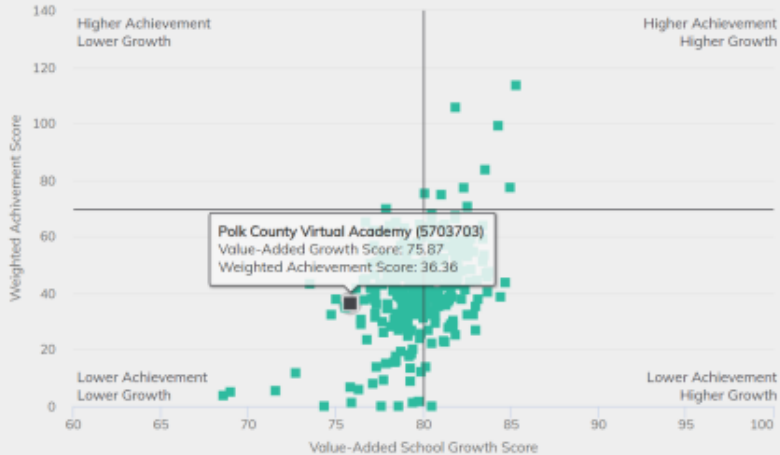
K-12

Grade Span

3 - High School Level

Chart

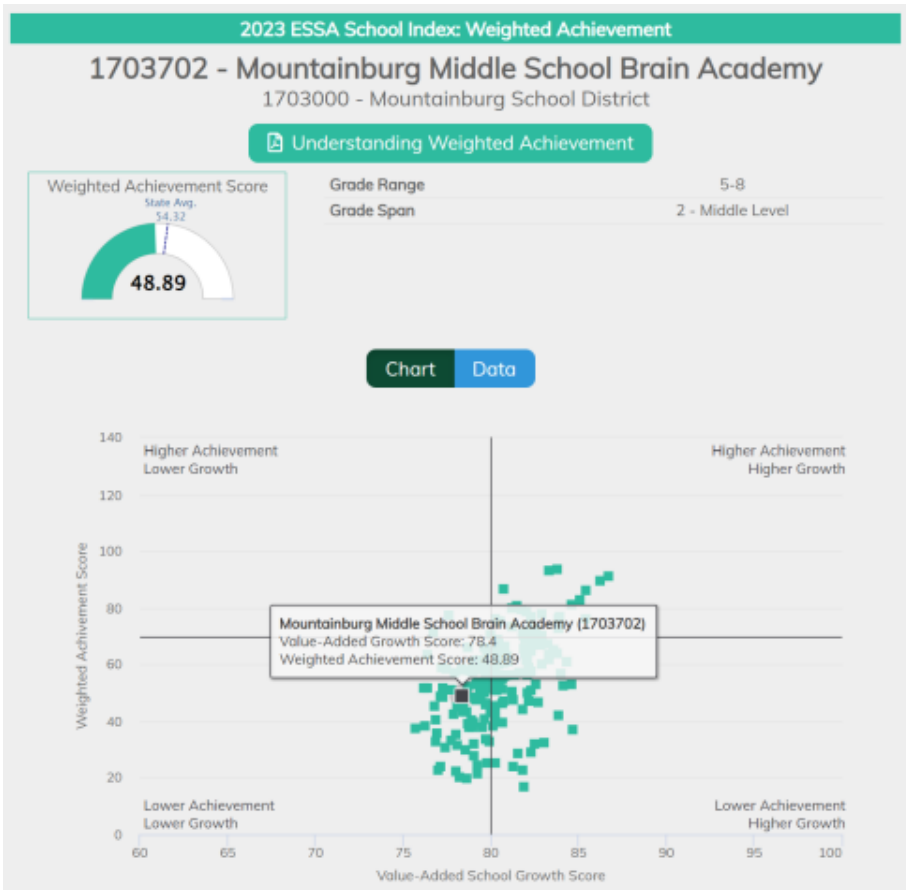
Data



| 2022 School Letter Grade | 2023 School Letter Grade | 2023 ELA Growth Score | 2023 Math Growth Score |
|--------------------------|--------------------------|-----------------------|------------------------|
| D | D | 78.28 | 62.1 |



Mountainburg Middle School Brain Academy



| 2022 School Letter Grade | 2023 School Letter Grade | 2023 ELA Growth Score | 2023 Math Growth Score |
|--------------------------|--------------------------|-----------------------|------------------------|
| C | D | 80.29 | 76.41 |



Academies at Rivercrest

2023 ESSA School Index: Weighted Achievement

4706703 - Academies At Rivercrest High School

4706000 - Rivercrest School District

Understanding Weighted Achievement

Weighted Achievement Score

State Avg.
43.32

33.81

Grade Range

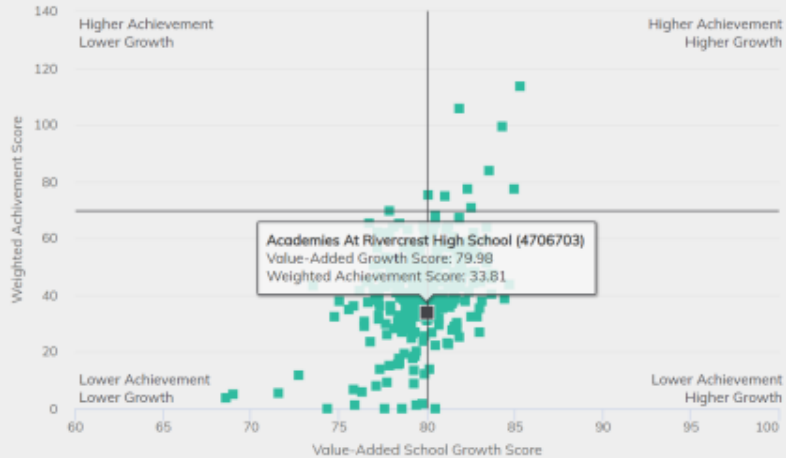
9-12

Grade Span

3 - High School Level

Chart

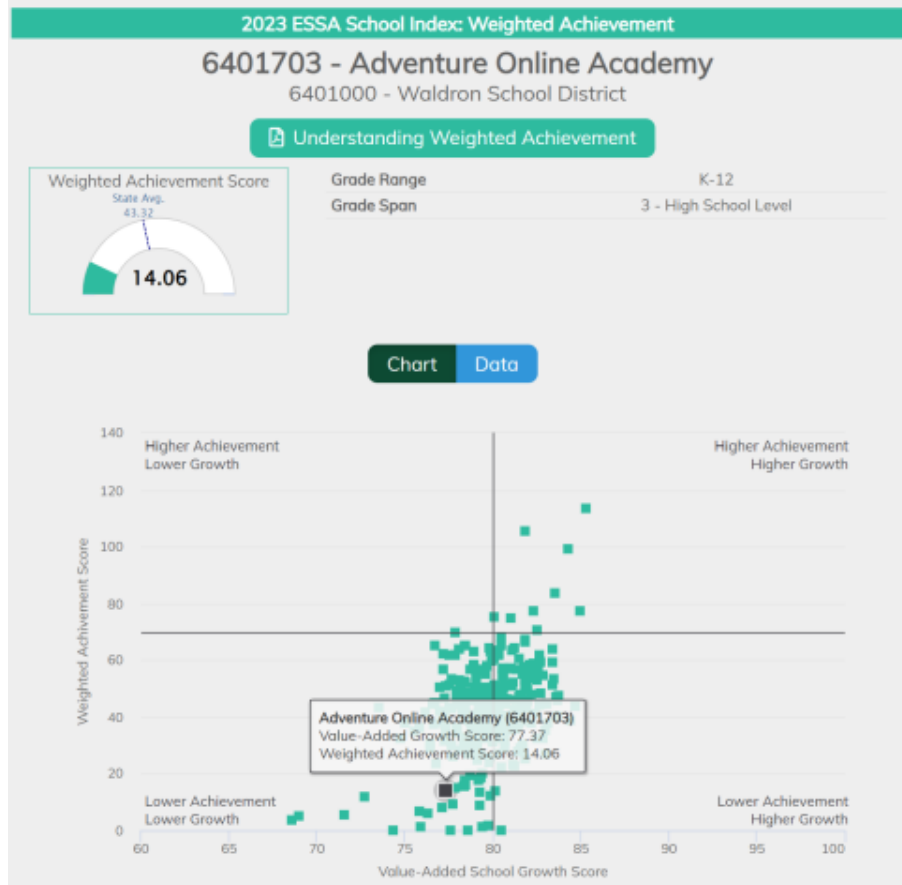
Data



| 2022 School Letter Grade | 2023 School Letter Grade | 2023 ELA Growth Score | 2023 Math Growth Score |
|--------------------------|--------------------------|-----------------------|------------------------|
| D | D | 79.14 | 80.91 |



Adventure Online Academy



| 2022 School Letter Grade | 2023 School Letter Grade | 2023 ELA Growth Score | 2023 Math Growth Score |
|--------------------------|--------------------------|-----------------------|------------------------|
| F | F | 79.49 | 75.45 |



The Academies of West Memphis

2023 ESSA School Index: Weighted Achievement

1803703 - The Academies of West Memphis Charter School

1803000 - West Memphis School District

Understanding Weighted Achievement

Weighted Achievement Score

State Avg. 43.32

25.08

Grade Range

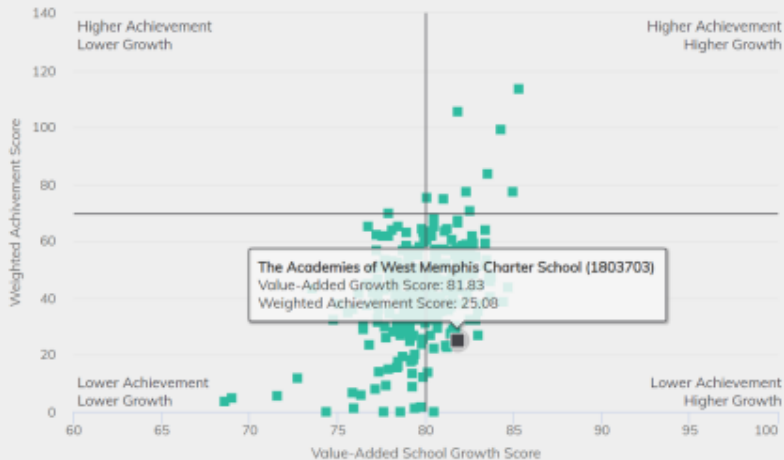
10-12

Grade Span

3 - High School Level

Chart

Data



| 2022 School Letter Grade | 2023 School Letter Grade | 2023 ELA Growth Score | 2023 Math Growth Score |
|--------------------------|--------------------------|-----------------------|------------------------|
| D | D | 82.88 | 80.76 |



Charter Schools Exempt from Letter Grades

- Guy Berry College and Career Academy (0303706)
- Cabot Panther Academy (4304703)
- Graduate Arkansas Charter High (6052703)
- Premier High School of Little Rock (6053703)
- Premier High School of Texarkana (6053709)
- Premier High School of Fort Smith (6053706)
- Premier High School Online (6053712)
- Premier High School of North Little Rock (6062703)
- Premier High School of Springdale (7242703)
- The Excel Center (6058703)



Open Enrollment Schools Exempt From Letter Grades

| School LEA | School Name | 2023 ESSA School Index Score Adjusted for Participation | 2023 ELA Growth Score | 2023 Math Growth Score |
|------------|---|---|-----------------------|------------------------|
| 6052703 | GRADUATE ARKANSAS CHARTER HIGH | 39.24 | 78.74 | 78.87 |
| 6053703 | PREMIER HIGH SCHOOL OF LITTLE ROCK | 35.13 | 72.56 | 79.23 |
| 6053706 | PREMIER HIGH SCHOOL OF FORT SMITH | 44.17 | 78.14 | 74.39 |
| 6053709 | PREMIER HIGH SCHOOL OF TEXARKANA | 45.57 | 77.19 | 77.12 |
| 6053712 | PREMIER HIGH SCHOOL ONLINE | 43.5 | 81.5 | 77.98 |
| 6062703 | PREMIER HIGH SCHOOL OF NORTH LITTLE ROCK | 39.02 | 75.28 | 77.73 |
| 7242703 | RESPONSIVE ED SOLUTIONS PREMIER HIGH SCHOOL OF SPRINGDALE | 57.44 | 78.2 | 80.29 |



District Conversion Schools Exempt From Letter Grades

| School LEA | School Name | 2023 ESSA School Index Score Adjusted for Participation | 2023 ELA Growth Score | 2023 Math Growth Score |
|------------|--------------------------------------|---|-----------------------|------------------------|
| 0303706 | GUY BERRY COLLEGE AND CAREER ACADEMY | 41.5 | 76.78 | 76.98 |
| 4304703 | CABOT PANTHER ACADEMY | 58.64 | 82.61 | 78.39 |

