

Hunter Kneppshield of Texas, Inc.

Quotation

www.hkparkandplay.com

P.O. Box 759 Van Alstyne, TX 75495

1.800.451.4138 * 972.867.5739 * Fax: 972.867.7250

DATE April 22, 2026

Quotation # 26-2995_B

Bill To:

Ship To: Kids Kare Academy

Groesbeck, TX 76642

Quotation valid until: May 12, 2026

Prepared by: Kristy Dozier

Comments or special instructions:

Updated 4.22.26

BuyBoard Member Discount, BuyBoard Vendor Contract # 781-25

| Quantit | Catalog # | Description | Unit | Extended |
|---------|-------------------|---|-------------|-------------|
| 1 | PS3-72306 | Superior Custom Playground Equipment, Q2 Sale | \$33,333.00 | 33,333.00 |
| 1 | DISCOUNT | Q2 Sale Discount | (16,666.50) | (16,666.50) |
| 1 | 90015130XX | Full Bucket Seat Bay | 615.00 | 615.00 |
| 1 | RSW23516G | Swing Frame with Shade and Struts - Single 6.63In Posts, 8ft, 1 Bay | 10,285.00 | 10,285.00 |
| 1 | TFR19771XX | Playland Safety Sign Ages Ages 2-5 - Freestanding | 510.00 | 510.00 |
| 1 | DC-SSR/02-08-0164 | Super Sprout, w/ Roof, w/ Ground Spike | 5,866.00 | 5,866.00 |
| 54 | APS-BORDER12 | 4' Border with Stake | 44.00 | 2,376.00 |
| 1 | APS-ADAHalf | ADA Half Ramp | 770.00 | 770.00 |
| 2 | APS-SWINGMAT | 3' x 5' x 2" Swing Wear Mat - Black | 370.00 | 740.00 |
| 1 | APS-SLIDEMAT | 40" x 40" x 1 1/2" Slide Wear Mat - Black | 240.00 | 240.00 |
| 1 | APS-SLIDEMAT | 8'x4'x2' Double Slide Wear Mat - Black, (2) interlocking halves | 950.00 | 950.00 |
| 1 | INSTALL | Installation of Superior Custom Playground Equipment | 15,030.00 | 15,030.00 |
| 1 | RUBBERMULCH | Rubber Mulch Delivered and Installed | 15,700.00 | 15,700.00 |
| 1 | DISCOUNT | BuyBoard Member Discount | (3,575.60) | (3,575.60) |
| 1 | DISCOUNT | Additional Discount | (1,000.00) | (1,000.00) |
| 1 | REMOVE/DISPOSE | Removal and Disposal of Existing Playground Equipment, Borders and Surfacing. | 7,500.00 | 7,500.00 |

| | | | | |
|--|--|--|------------------|--------------|
| **Grading of Area, Concrete Curb and Drainage by Others** | | | Sub TOTAL | \$ 72,672.90 |
| | | | Freight | \$ 2,680.00 |
| | | | Tax | |
| | | | TOTAL | \$ 75,352.90 |

If installation is required, the following will prevail. The customer is responsible for the offloading of equipment. The above quotation is based upon site access for heavy equipment and normal soil conditions of 2000 PSF. If during excavation of foundations necessary per manufacture specifications, condition exceed normal, our contractor shall notify the owner immediately. This shall include all types of rock vegetation and/or any unforeseen hazards. There will be additional charges incurred to clear the area and/or the abutment hole so that installation can be completed. No soil tests, licenses or permits included.

***NOTE: IF APPLICABLE SALES TAX IS NOT INCLUDED.

Copy of tax exempt certificate must accompany all exempt orders. Customer is responsible for paying applicable sales tax direct to their state, or submits copy of tax exempt certificate with order.

***TERMS: NET 30 DAYS (UPON APPROVED CREDIT).

Service charge of 2% per month added to all costs, including attorney fees.

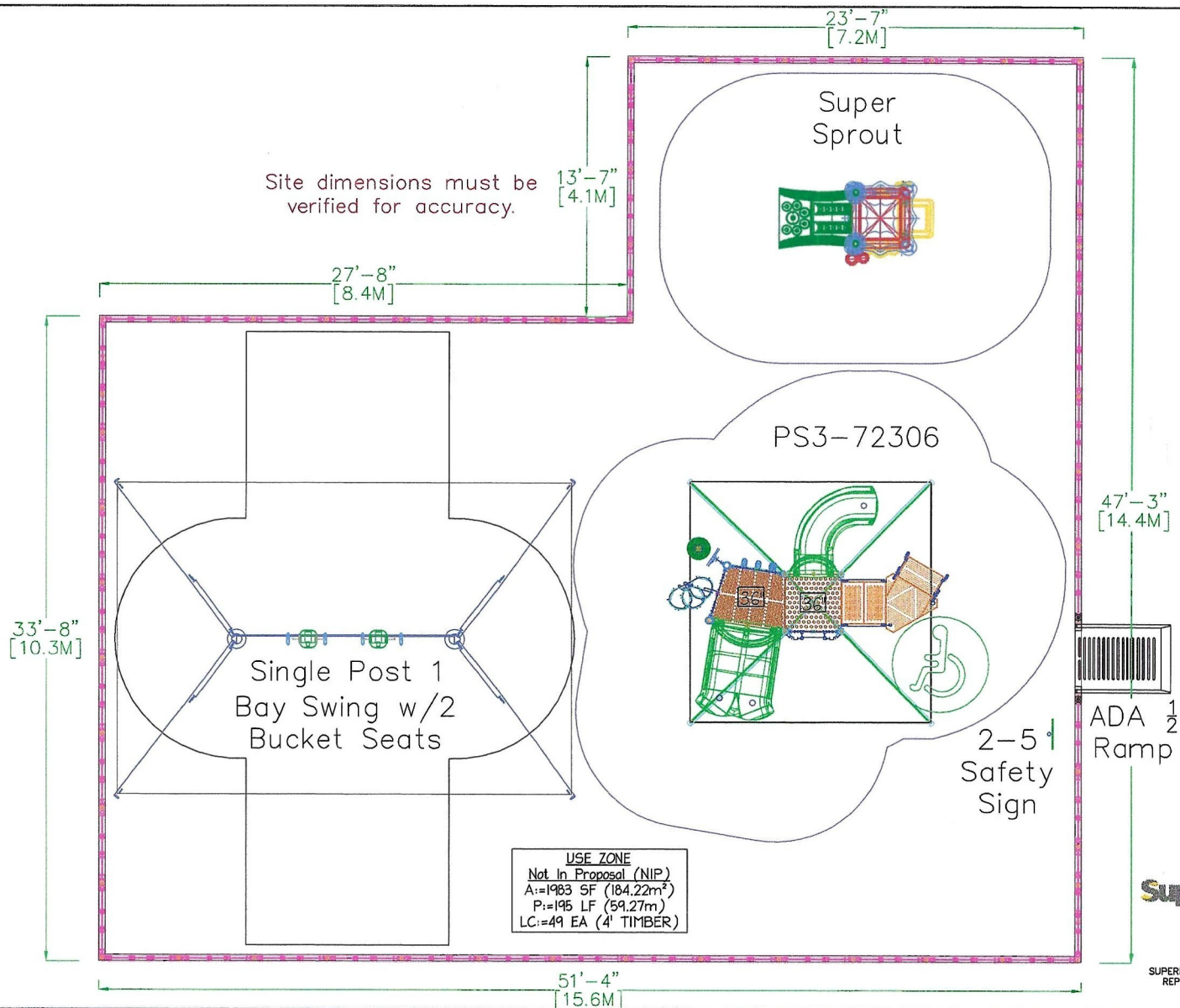
**Quote is valid for 30 days.
THANK YOU FOR YOUR BUSINESS!**

Authorized Signature K Dozier

Date: 4/22/26

Authorized Signature of Purchaser _____

Date: _____



Site dimensions must be verified for accuracy.

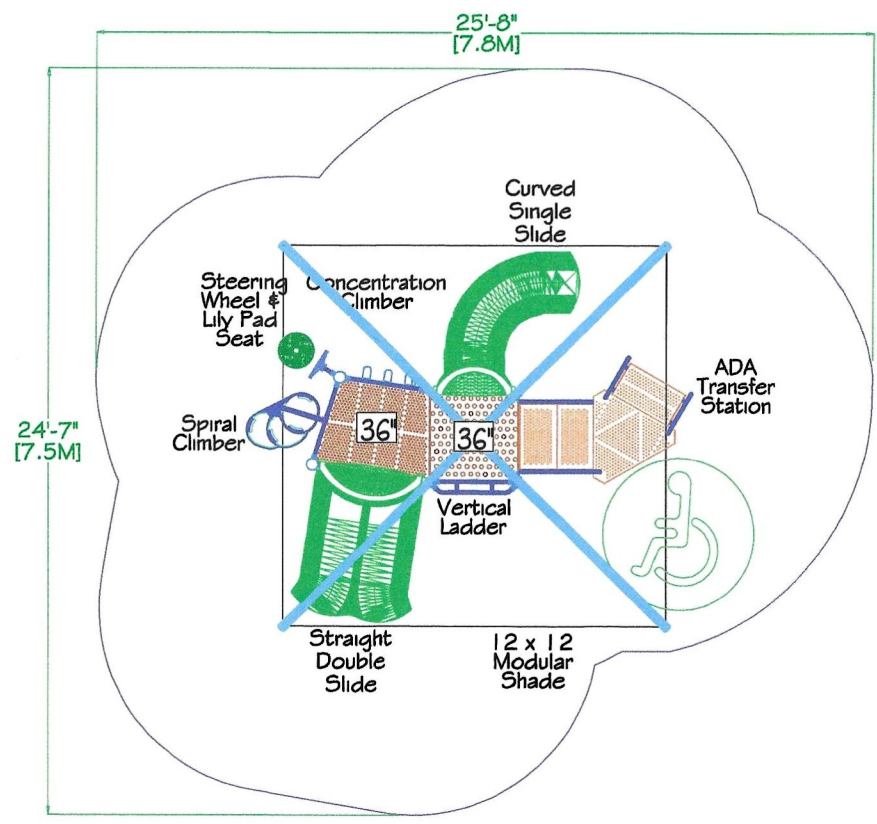
USE ZONE
 Not In Proposal (NIP)
 A:=1983 SF (184.22m²)
 P:=195 LF (59.27m)
 LC:=49 EA (4' TIMBER)

SuperiorPlaygrounds
 BY SUPERIOR RECREATIONAL PRODUCTS

PLAYGROUND SUPERVISION IS REQUIRED.

THIS DESIGN IS THE PROPERTY OF SUPERIOR RECREATIONAL PRODUCTS AND MAY NOT BE REPRODUCED OR USED IN ANY MANNER WITHOUT THE EXPRESSED WRITTEN CONSENT OF SUPERIOR RECREATIONAL PRODUCTS.





SuperiorPlaygrounds

BY SUPERIOR RECREATIONAL PRODUCTS

REFERENCE NUMBER
PS3-72306

3.5" STEEL STRUCTURE DESIGN

EQUIPMENT SIZE 14' X 13' USE ZONE 26' X 25'

AGE GROUP 2-5 SURFACE AREA 470 S.F.

USER CAPACITY 28 4' TIMBER COUNT 21 BORDERS

FALL HEIGHT
3'

ADA ACCESSIBILITY

ELEVATED PLAY ACTIVITIES
5

| | GROUND LEVEL ACCESSIBLE PLAY ACTIVITIES | GROUND LEVEL ACCESSIBLE ACTIVITY TYPES |
|----------|---|--|
| REQUIRED | 2 | 2 |
| PROVIDED | 2 | 2 |

THIS STRUCTURE MEETS OR EXCEEDS CPSC #325 AND ASTM F1487 UNLESS OTHERWISE NOTED.

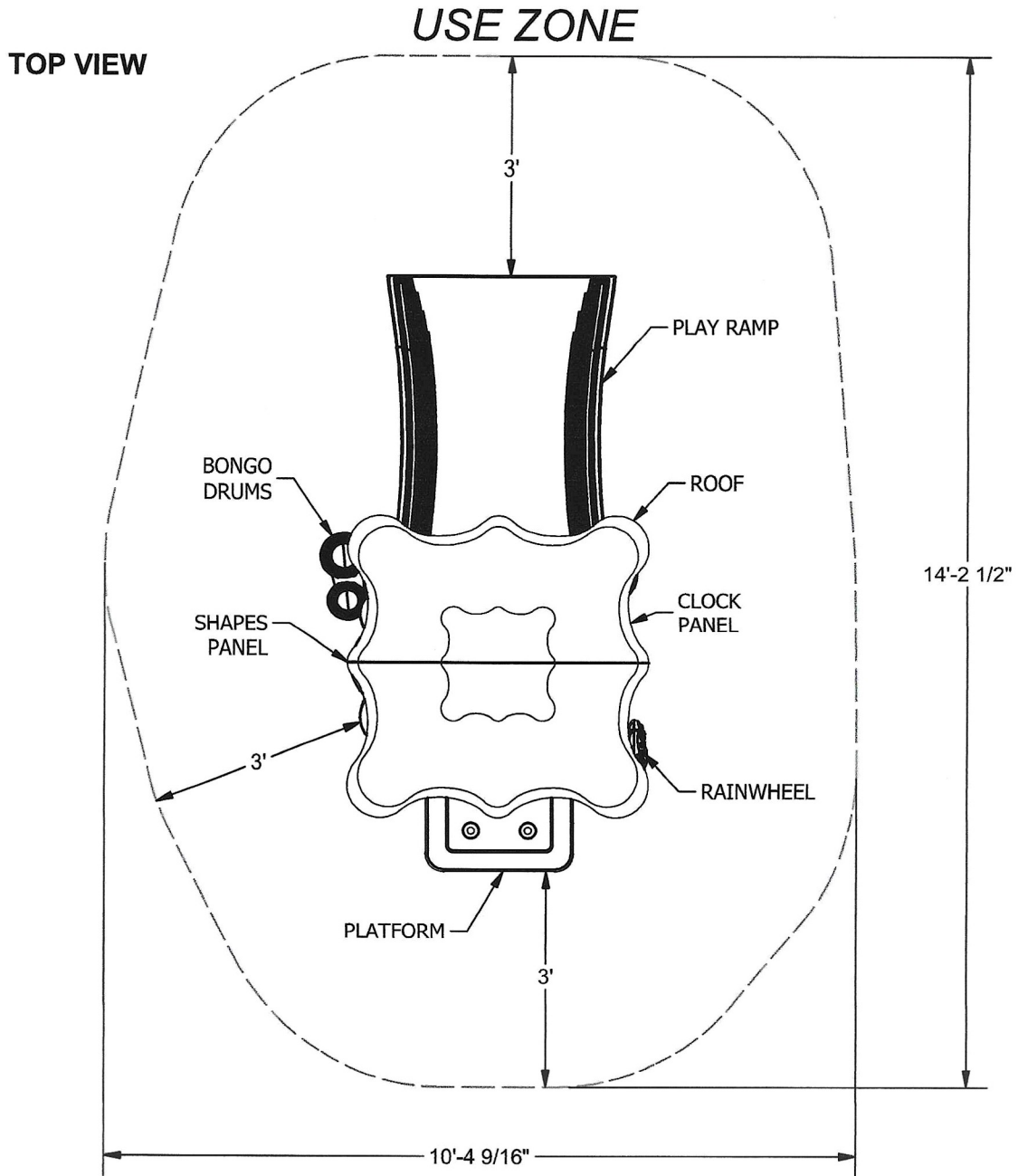
DATE 1-24-25 DRAWN/SAVED BY WSB / KAREN.ESCOBAR
SCALE SHEET 1 OF 3
1/4" = 1'-0"

PAGE
PLAN_VIEW

WE RECOMMEND THIS PLAN BE PRINTED ON 11" x 17" PAPER

PLAYGROUND SUPERVISION IS REQUIRED.
THIS DESIGN IS THE PROPERTY OF SUPERIOR RECREATIONAL PRODUCTS AND MAY NOT BE REPRODUCED OR USED IN ANY MANNER WITHOUT THE EXPRESSED WRITTEN CONSENT OF SUPERIOR RECREATIONAL PRODUCTS.





MINIMUM USE ZONE* REQUIRED

**The USE ZONE is the area beneath and immediately adjacent to a play structure or equipment that is designed for unrestricted circulation around the equipment and on whose surface it is predicted that a user would land when falling from or exiting the equipment.*

NOTE:

Equipment shall be positioned to eliminate conflicting traffic patterns. As a general rule, allow at least 3' of freespace around the entire structure.

IMPORTANT: Never install play equipment over hard, unresilient surfaces such as asphalt, concrete, or compacted earth. It is the owner's responsibility to ensure the "minimum area required" contains an appropriate amount of resilient material to cushion accidental falls.

Issued/Revised: 02/04/19