




Absence Reason Percentages

[Return to Report Menu](#)

Start Date: 05/01/2025  End Date: 05/31/2025  Type: Absences  School(s):

View All 

Employee Types :

View All
Admin Assistant
Assistant Principal
Assoc Dir SPED

Submit

Print

Absence Reason Type	% Needs Substitute	Absences Needing Substitute	% Does NOT Need Substitute	Absences NOT Needing Substitutes	% of Total Absences	Total Absences
Admin Leave Paid	100.00%	10	0.00%	0	2.04%	10
Bereavement Leave	66.67%	2	33.33%	1	0.61%	3
Field Trip	5.26%	1	94.74%	18	3.88%	19
Jury Duty	0.00%	0	100.00%	2	0.41%	2
Personal > FMLA/LOA	0.00%	0	100.00%	5	1.02%	5
Personal > Personal Day	40.91%	31.5	59.09%	45.5	15.73%	77
Professional Develop > Conference	0.00%	0	100.00%	3	0.61%	3
Professional Develop > Curriculum Develop	100.00%	2	0.00%	0	0.41%	2
School Program	0.00%	0	100.00%	1	0.20%	1
Sick > Bank Contribution	0.00%	0	100.00%	1	0.20%	1
Sick > Bereavement	82.76%	24	17.24%	5	5.92%	29
Sick > Day - Sick Bank	0.00%	0	100.00%	11	2.25%	11
Sick > Family Illness	40.20%	20.5	59.80%	30.5	10.42%	51
Sick > FMLA/LOA	3.70%	2	96.30%	52	11.03%	54
Sick > Personal Illness	37.74%	60	62.26%	99	32.48%	159
Spec Ed > Meeting	100.00%	2.5	0.00%	0	0.51%	2.5
Testing > F & P Testing	100.00%	6	0.00%	0	1.23%	6
Unpaid or Docked > FMLA	8.70%	2	91.30%	21	4.70%	23
Unpaid or Docked > Personal	45.45%	5	54.55%	6	2.25%	11
Unpaid or Docked > Sick	27.27%	1.5	72.73%	4	1.12%	5.5
Vacation > Vacation Day	0.00%	0	100.00%	14.5	2.96%	14.5
TOTALS	34.73%	170	65.27%	319.5	100.00%	489.5