

SOUTHWEST TEXAS JUNIOR COLLEGE
STATEMENT OF REVENUE AND EXPENDITURES
FOR THE FIVE MONTHS ENDED JANUARY 31, 2012
UNAUDITED

	<u>Budgeted</u>	<u>YTD</u>	<u>Budget Balance</u>
Revenue			
Education & General			
State Funds	\$ 8,803,720.00	\$ 3,482,789.55	\$ 5,320,930.45
Federal Funds	2,526,926.00	1,171,445.52	1,355,480.48
Local Funds	15,550,211.00	8,829,196.50	6,721,014.50
Sales & Services of Educ. Dept.	9,000.00	4,567.62	4,432.38
Miscellaneous	<u>1,816,237.00</u>	<u>816,040.88</u>	<u>1,000,196.12</u>
Total Educational & General	\$ 28,706,094.00	\$ 14,304,040.07	\$ 14,402,053.93
Student Aid	\$ 13,418,505.00	\$ 8,424,654.52	\$ 4,993,850.48
Auxiliary Enterprises	<u>\$ 1,679,752.00</u>	<u>\$ 850,871.63</u>	<u>\$ 828,880.37</u>
Total Income	<u>\$ 43,804,351.00</u>	<u>\$ 23,579,566.22</u>	<u>\$ 20,224,784.78</u>
Expenditures			
Education & General			
General Administration	\$ 1,082,478.01	\$ 398,842.78	\$ 683,635.23
Student Services and Admissions	1,570,003.95	656,687.30	913,316.65
General Institutional	2,876,266.30	1,174,886.44	1,701,379.86
Staff Benefits	3,668,961.00	1,308,818.80	2,360,142.20
Resident Instruction - Academic	6,953,791.90	3,427,291.94	3,526,499.96
Divisional Operating - Academic	439,498.48	169,190.84	270,307.64
Resident Instruction - Tech. Voc.	2,427,777.70	1,442,846.45	984,931.25
Divisional Operating - Tech. Voc.	444,677.46	213,062.68	231,614.78
Work Force Training & Development	1,099,336.99	412,896.95	686,440.04
Library and Instructional Media	603,424.88	249,548.08	353,876.80
Extension & Public Service	1,855,584.00	741,754.03	1,113,829.97
Special Items	835,716.00	504,869.51	330,846.49
Physical Plant Maintenance and Oper.	3,011,762.04	1,165,145.71	1,846,616.33
Debt Service	679,113.00	284,522.90	394,590.10
Extension Center Facilities	<u>1,266,500.00</u>	<u>515,226.77</u>	<u>751,273.23</u>
Total Educational & General	\$ 28,814,891.71	\$ 12,665,591.18	\$ 16,149,300.53
Student Aid	\$ 13,868,505.00	\$ 8,579,277.40	\$ 5,289,227.60
Auxiliary Enterprises	<u>\$ 1,561,468.36</u>	<u>\$ 936,746.05</u>	<u>\$ 624,722.31</u>
Total Expenditures	<u>\$ 44,244,865.07</u>	<u>\$ 22,181,614.63</u>	<u>\$ 22,063,250.44</u>
Excess Revenue / (Expenditures)	<u>\$ (440,514.07)</u>	<u>\$ 1,397,951.59</u>	
Cash and Certificate of Deposit Balance		\$ 14,663,049.38	

SOUTHWEST TEXAS JUNIOR COLLEGE
STATEMENT OF REVENUE AND EXPENDITURES
FOR THE FIVE MONTHS ENDED JANUARY 31, 2012
UNAUDITED

	<u>BUDGETED</u>	<u>CURRENT MONTH</u>	<u>Y T D</u>	<u>BUDGET BALANCE</u>
INCOME				
Education & General Income:				
State Funds:				
State Appropriations - Academic	5,100,878.00	427,129.99	2,135,649.95	2,965,228.05
State Appropriations - Tech Voc	2,206,089.00	169,605.68	848,028.40	1,358,060.60
State Appropriations - Special Item	-	-		-
State Health Insurance	893,961.00	41,927.67	209,638.35	684,322.65
State Retirement Matching	438,418.00	49,708.14	240,858.38	197,559.62
State Contracts:				
TDJC - Hondo	-	-	-	-
Adult Basic Education	122,602.00	6,492.48	24,928.25	97,673.75
TANF	41,772.00	1,126.18	1,126.18	40,645.82
THECB AVID	-	-	22,043.12	(22,043.12)
Nursing At Risk	-	516.92	516.92	(516.92)
Total State Funds	<u>8,803,720.00</u>	<u>696,507.06</u>	<u>3,482,789.55</u>	<u>5,320,930.45</u>
Federal Funds:				
ABE - TANF	80,462.00	(2,400.90)	55,095.21	25,366.79
Adult Basic Education	646,017.00	65,067.12	344,299.24	301,717.76
ABE - In Service	-	946.18	5,697.16	(5,697.16)
ABE - Civics	102,000.00	2,977.12	33,204.32	68,795.68
Student Support Services	320,634.00	23,399.27	118,146.48	202,487.52
Educational Opportunity Center	299,597.00	16,930.12	84,709.32	214,887.68
Upward Bound	242,500.00	10,312.52	48,911.33	193,588.67
Title V	550,074.00	16,819.33	361,835.57	188,238.43
College Bound	-	(1,251.75)	(927.01)	927.01
Carl Perkins - Technical-Vocational	285,642.00	23,355.17	120,473.90	165,168.10
Total Federal Funds	<u>2,526,926.00</u>	<u>156,154.18</u>	<u>1,171,445.52</u>	<u>1,355,480.48</u>

**SOUTHWEST TEXAS JUNIOR COLLEGE
STATEMENT OF REVENUE AND EXPENDITURES
FOR THE FIVE MONTHS ENDED JANUARY 31, 2012
UNAUDITED**

	<u>BUDGETED</u>	<u>CURRENT MONTH</u>	<u>Y T D</u>	<u>BUDGET BALANCE</u>
Local Funds:				
Lumina Foundation	300,000.00	12,026.70	24,607.08	275,392.92
Geoforce	-	1,244.20	1,956.47	(1,956.47)
Workforce Education	1,235,835.00	194,340.75	508,618.70	727,216.30
Tuition	5,537,376.00	508,036.40	3,404,112.40	2,133,263.60
Fees	7,009,000.00	602,635.59	3,742,183.56	3,266,816.44
Less: Tuition & Fees Discounts	(810,000.00)	(83,324.80)	(493,749.09)	(316,250.91)
Taxes	2,278,000.00	794,954.29	1,641,467.38	636,532.62
Total Local Funds	<u>15,550,211.00</u>	<u>2,029,913.13</u>	<u>8,829,196.50</u>	<u>6,721,014.50</u>
Sales and Services of Educ. Depts:	9,000.00	506.25	4,567.62	4,432.38
Miscellaneous Income:				
Sul Ross Space Rental	1,298,037.00	108,169.78	540,848.90	757,188.10
Sul Ross Library Service	142,200.00	11,850.00	59,250.00	82,950.00
Interest	15,000.00	2,117.57	9,124.54	5,875.46
Indirect Cost Recovery	75,000.00	11,787.66	60,672.90	14,327.10
Library	20,000.00	783.20	6,067.20	13,932.80
Testing	150,000.00	5,882.81	50,773.81	99,226.19
Miscellaneous	116,000.00	5,572.12	89,303.53	26,696.47
Total Misc. Income	<u>1,816,237.00</u>	<u>146,163.14</u>	<u>816,040.88</u>	<u>1,000,196.12</u>
Total Educational & Gen'l Income	<u>28,706,094.00</u>	<u>3,029,243.76</u>	<u>14,304,040.07</u>	<u>14,402,053.93</u>
Student Aid Income:				
College Work Study	200,430.00	11,746.86	94,016.37	106,413.63
Pell Grant	12,000,000.00	3,799,976.37	6,212,832.43	5,787,167.57
Direct Student loan	-	1,253,586.00	2,021,779.00	(2,021,779.00)
Texas Grant	783,075.00	-	-	783,075.00
SEOG & Other Tuition Grants	435,000.00	6,928.52	96,026.72	338,973.28
Total Student Aid Income	<u>13,418,505.00</u>	<u>5,072,237.75</u>	<u>8,424,654.52</u>	<u>4,993,850.48</u>

SOUTHWEST TEXAS JUNIOR COLLEGE
STATEMENT OF REVENUE AND EXPENDITURES
FOR THE FIVE MONTHS ENDED JANUARY 31, 2012
UNAUDITED

	<u>BUDGETED</u>	<u>CURRENT MONTH</u>	<u>Y T D</u>	<u>BUDGET BALANCE</u>
Auxiliary Enterprise Income:				
Dormitory Rentals	330,000.00	23,757.53	173,378.11	156,621.89
Bookstore Sales	671,752.00	-	221,149.25	450,602.75
Food Service Sales	555,000.00	37,805.22	272,118.03	282,881.97
Vending Machines	5,000.00	777.27	2,128.42	2,871.58
Interest	2,000.00	(161.92)	608.38	1,391.62
SWTNet	15,000.00	(16,527.00)	-	15,000.00
Daycare	100,000.00	14,491.20	60,202.52	39,797.48
Miscellaneous	1,000.00	33.73	121,286.92	(120,286.92)
Total Auxiliary Enterprise Income	<u>1,679,752.00</u>	<u>60,176.03</u>	<u>850,871.63</u>	<u>828,880.37</u>
TOTAL INCOME	<u>43,804,351.00</u>	<u>8,161,657.54</u>	<u>23,579,566.22</u>	<u>20,224,784.78</u>
<u>EXPENDITURES</u>				
Educational and General Expenditures:				
General Administration:				
Governing Board	125,000.00	400.00	2,614.67	122,385.33
Executive Direction	330,598.81	28,292.55	125,528.71	205,070.10
Quality Enhancement Plan	13,050.00	1,125.81	4,521.13	8,528.87
Business Office	613,829.20	48,490.02	266,178.27	347,650.93
Total General Administration	<u>1,082,478.01</u>	<u>78,308.38</u>	<u>398,842.78</u>	<u>683,635.23</u>
Student Services and Admissions:				
Registrar's Office	319,855.95	28,827.31	118,811.83	201,044.12
Student Services Office	88,553.68	6,008.16	31,161.17	57,392.51
Counseling	286,609.64	30,201.15	149,230.07	137,379.57
Financial Aid	409,186.01	40,733.00	201,343.66	207,842.35
Health Clinic	52,302.41	3,803.93	19,961.95	32,340.46
Student Activities	264,845.60	11,446.94	88,925.95	175,919.65
Student Recruitment	122,611.88	4,579.00	38,027.55	84,584.33
Student Support Services	21,338.78	2,247.13	9,899.08	11,439.70
Career Center	4,700.00	(1,315.36)	(673.96)	5,373.96
Total Student Services and Admissions	<u>1,570,003.95</u>	<u>126,531.26</u>	<u>656,687.30</u>	<u>913,316.65</u>

SOUTHWEST TEXAS JUNIOR COLLEGE
STATEMENT OF REVENUE AND EXPENDITURES
FOR THE FIVE MONTHS ENDED JANUARY 31, 2012
UNAUDITED

	<u>BUDGETED</u>	<u>CURRENT MONTH</u>	<u>Y T D</u>	<u>BUDGET BALANCE</u>
General Institutional:				
Public Information	145,366.00	12,202.69	58,951.86	86,414.14
Dues	17,500.00	-	11,690.00	5,810.00
Audit	16,400.00	-	15,900.00	500.00
Catalog	16,500.00	-	6,688.00	9,812.00
Commencement	30,150.00	1,554.08	4,122.32	26,027.68
Legal fees	19,000.00	-	3,610.48	15,389.52
Official Functions	20,250.00	1,955.53	7,729.64	12,520.36
Bad Debt	75,000.00	27,799.64	46,561.35	28,438.65
Printing Center	114,764.00	250.55	67,937.37	46,826.63
Word Processing Center	650.00	(40.50)	(238.50)	888.50
Computer Center	664,646.07	36,757.23	180,175.52	484,470.55
Network Management	361,081.28	54,514.19	178,584.51	182,496.77
Instructional IT Support	202,015.76	15,338.11	91,809.14	110,206.62
Distance Learning	346,347.72	23,137.54	162,988.61	183,359.11
Central Telephone	224,867.00	10,632.38	67,794.01	157,072.99
Central Mail Service	8,268.34	10,492.37	19,761.07	(11,492.73)
Safety Program	5,000.00	-	-	5,000.00
Tax Appraisal Districts	110,000.00	11,518.09	44,544.73	65,455.27
Faculty Development	80,068.76	10,122.83	27,019.10	53,049.66
Institutional Research	66,740.93	6,675.28	27,826.20	38,914.73
Institutional Effectiveness	63,446.64	5,174.72	25,899.18	37,547.46
Institutional Advancement	77,161.84	5,125.61	26,266.77	50,895.07
Testing	210,566.96	16,546.72	99,265.08	111,301.88
Recycling Program	475.00	-	-	475.00
Total General Institutional	<u>2,876,266.30</u>	<u>249,757.06</u>	<u>1,174,886.44</u>	<u>1,701,379.86</u>

SOUTHWEST TEXAS JUNIOR COLLEGE
STATEMENT OF REVENUE AND EXPENDITURES
FOR THE FIVE MONTHS ENDED JANUARY 31, 2012
UNAUDITED

	<u>BUDGETED</u>	<u>CURRENT MONTH</u>	<u>Y T D</u>	<u>BUDGET BALANCE</u>
Staff Benefits:				
Group Health Insurance	2,593,961.00	160,766.59	809,419.96	1,784,541.04
Worker's Comp. Ins.	50,000.00	1,504.77	13,192.67	36,807.33
Unemployment Comp.	15,000.00	-	-	15,000.00
FICA (Medicare)	260,000.00	14,893.32	100,418.88	159,581.12
State Retirement Matching	750,000.00	152,281.65	385,787.29	364,212.71
Total Staff Benefits	<u>3,668,961.00</u>	<u>329,446.33</u>	<u>1,308,818.80</u>	<u>2,360,142.20</u>
Resident Instruction - Academic:				
Faculty Salaries	4,088,341.69	391,707.60	2,334,607.06	1,753,734.63
Evening and Summer Salaries	1,766,951.22	93,561.52	648,718.21	1,118,233.01
Instructional Administration	534,798.54	51,647.08	237,041.53	297,757.01
Del Rio Center Administration	235,293.92	19,129.57	89,333.02	145,960.90
Eagle Pass Center Administration	181,980.28	15,241.39	75,804.89	106,175.39
Other Outreach Administration	146,426.25	4,938.86	41,787.23	104,639.02
Total Resident Instruction - Acad.	<u>6,953,791.90</u>	<u>576,226.02</u>	<u>3,427,291.94</u>	<u>3,526,499.96</u>

SOUTHWEST TEXAS JUNIOR COLLEGE
STATEMENT OF REVENUE AND EXPENDITURES
FOR THE FIVE MONTHS ENDED JANUARY 31, 2012
UNAUDITED

	<u>BUDGETED</u>	<u>CURRENT MONTH</u>	<u>Y T D</u>	<u>BUDGET BALANCE</u>
Divisional Operating - Academic:				
Biology	85,275.85	13,587.86	23,425.10	61,850.75
Business Administration	9,636.62	635.12	2,502.58	7,134.04
Journalism	2,950.00	-	1,314.89	1,635.11
Developmental Programs	18,982.31	3,869.56	19,541.91	(559.60)
Physical Education	64,022.66	3,421.60	24,944.78	39,077.88
College Success Skills	3,500.00	189.52	1,749.95	1,750.05
ESL	6,000.00	1,749.28	9,262.13	(3,262.13)
Humanities	2,221.00	31.14	101.51	2,119.49
Art	7,087.37	176.43	2,040.69	5,046.68
Theatre	730.00	54.40	57.82	672.18
Music	9,366.00	189.10	1,139.25	8,226.75
Dance	990.00	-	1.60	988.40
Spanish	1,256.00	36.40	96.60	1,159.40
Computer Science	8,174.25	383.45	1,817.50	6,356.75
English	23,505.50	1,088.13	7,930.10	15,575.40
Philosophy	1,241.00	149.72	287.05	953.95
Speech	8,053.81	368.75	2,238.34	5,815.47
Math	19,961.25	1,141.76	6,982.90	12,978.35
Student Success Center	106,665.40	8,463.96	45,424.51	61,240.89
Chemistry	13,169.12	217.00	4,205.77	8,963.35
Physics	3,683.00	0.31	341.45	3,341.55
Psychology	12,508.50	492.95	3,583.96	8,924.54
History	11,899.57	1,696.56	4,176.86	7,722.71
Sociology	3,546.74	301.48	1,955.64	1,591.10
Economics	4,290.31	399.36	1,635.54	2,654.77
Leadership	1,710.00	-	282.28	1,427.72
Government	9,072.22	561.35	2,150.13	6,922.09
Total Divisional Operating - Academic	<u>439,498.48</u>	<u>39,205.19</u>	<u>169,190.84</u>	<u>270,307.64</u>

SOUTHWEST TEXAS JUNIOR COLLEGE
STATEMENT OF REVENUE AND EXPENDITURES
FOR THE FIVE MONTHS ENDED JANUARY 31, 2012
UNAUDITED

	<u>BUDGETED</u>	<u>CURRENT MONTH</u>	<u>Y T D</u>	<u>BUDGET BALANCE</u>
Resident Instruction - Tech-Voc:				
Faculty Salaries	2,000,278.47	220,805.12	1,240,581.20	759,697.27
Evening and Summer Salaries	275,000.00	19,852.75	140,942.33	134,057.67
Instructional Administration	34,895.99	6,951.09	27,546.38	7,349.61
Tech/Voc Director	52,391.13	220.08	8,767.54	43,623.59
Eagle Pass Center Administration	33,884.96	2,447.75	12,238.75	21,646.21
Del Rio Center Administration	31,327.15	2,529.41	12,770.25	18,556.90
Resident Instruction - Tech-Voc	<u>2,427,777.70</u>	<u>252,806.20</u>	<u>1,442,846.45</u>	<u>984,931.25</u>
Divisional Operating - Tech-Voc:				
Teacher Preparation (AA)	980.00	-		980.00
Wildlife Management	11,750.00	1,322.39	4,562.70	7,187.30
Teacher Aid (AAS)	1,030.00	-	-	1,030.00
Mid-Management	13,389.59	774.94	7,767.99	5,621.60
Computer Information Systems	7,947.00	318.07	3,094.28	4,852.72
Administrative Information Technology	5,782.87	23.79	432.69	5,350.18
Cosmetology	27,194.00	1,115.87	7,978.12	19,215.88
Auto Mechanics	22,470.00	579.57	11,997.51	10,472.49
Air-Conditioning	14,800.00	1,292.93	8,134.84	6,665.16
Diesel Technology	10,020.00	113.47	6,001.26	4,018.74
Welding	15,110.00	275.52	10,404.25	4,705.75
Homeland Security	-	(27.15)	-	-
Construction	5,940.00	251.85	3,467.45	2,472.55
Radiologic Technology	35,352.96	4,328.13	17,255.50	18,097.46
Child Development	5,199.94	285.09	1,309.15	3,890.79
Criminal Justice	3,200.52	47.29	990.48	2,210.04
Auto Body	18,675.00	403.97	10,994.02	7,680.98
A D N	74,012.00	8,145.03	51,433.89	22,578.11
Licensed Vocational Nursing	171,823.58	29,238.64	67,238.55	104,585.03
Total Divisional Operating - Tech-Voc	<u>444,677.46</u>	<u>48,489.40</u>	<u>213,062.68</u>	<u>231,614.78</u>

SOUTHWEST TEXAS JUNIOR COLLEGE
STATEMENT OF REVENUE AND EXPENDITURES
FOR THE FIVE MONTHS ENDED JANUARY 31, 2012
UNAUDITED

	<u>BUDGETED</u>	<u>CURRENT MONTH</u>	<u>Y T D</u>	<u>BUDGET BALANCE</u>
Work Force Training & Development				
Work Force Ed Director	281,144.82	22,557.44	108,063.69	173,081.13
Law Enforcement Academy	161,967.11	12,071.58	63,424.11	98,543.00
Truck Driving	219,204.64	30,400.04	111,063.10	108,141.54
Emergency Medical Technician	31,600.00	440.00	2,520.00	29,080.00
Other Health Occupations	100,288.50	6,072.22	38,611.67	61,676.83
Community Education - Non-credit	77,000.00	1,048.48	26,067.00	50,933.00
Retailing	12,600.00	2,034.25	8,560.27	4,039.73
Computer Training	25,500.00	5,317.49	8,759.17	16,740.83
Lineman Training	94,700.00	-	1,583.33	93,116.67
Other Law Enforcement	45,481.92	-	2,834.12	42,647.80
Other WFD Courses	49,850.00	869.00	41,410.49	8,439.51
Total Work Force Training & Dev.	<u>1,099,336.99</u>	<u>80,810.50</u>	<u>412,896.95</u>	<u>686,440.04</u>
Library and Instructional Media:				
Uvalde	401,769.16	31,253.40	176,839.74	224,929.42
Del Rio	78,948.60	5,646.66	29,125.29	49,823.31
Eagle Pass	74,241.00	5,215.46	26,725.23	47,515.77
Instructional Media	48,466.12	3,292.27	16,857.82	31,608.30
Total Library and Instructional Media	<u>603,424.88</u>	<u>45,407.79</u>	<u>249,548.08</u>	<u>353,876.80</u>
Extension and Public Service:				
Adult Basic Education	992,853.00	74,208.18	464,350.36	528,502.64
Student Support Services	320,634.00	23,399.27	118,146.48	202,487.52
Upward Bound	242,500.00	10,312.52	48,911.33	193,588.67
College Bound	-	(1,251.75)	(927.01)	927.01
Educational Opportunity Center	299,597.00	16,930.12	84,709.32	214,887.68
Lumina Foundation	-	12,026.70	24,607.08	(24,607.08)
Geoforce	-	1,244.20	1,956.47	(1,956.47)
TDCJ	-	-	-	-
Total Extension and Public Service	<u>1,855,584.00</u>	<u>136,869.24</u>	<u>741,754.03</u>	<u>1,113,829.97</u>

SOUTHWEST TEXAS JUNIOR COLLEGE
STATEMENT OF REVENUE AND EXPENDITURES
FOR THE FIVE MONTHS ENDED JANUARY 31, 2012
UNAUDITED

	<u>BUDGETED</u>	<u>CURRENT MONTH</u>	<u>Y T D</u>	<u>BUDGET BALANCE</u>
Special Items:				
Carl Perkins - Basic	285,642.00	23,355.17	120,473.90	165,168.10
THECB AVID	-	-	22,043.12	(22,043.12)
Nursing At Risk	-	516.92	516.92	(516.92)
Title V	550,074.00	16,819.33	361,835.57	188,238.43
Total Special Items	<u>835,716.00</u>	<u>40,691.42</u>	<u>504,869.51</u>	<u>330,846.49</u>
Physical Plant Maintenance and Op:				
General Services	195,023.00	14,696.95	83,823.32	111,199.68
Transportation	169,464.32	25,699.29	130,416.74	39,047.58
Campus Police	145,466.92	15,328.91	67,517.78	77,949.14
Building Maintenance	737,335.60	58,227.43	316,794.01	420,541.59
Custodial Services	572,367.40	58,276.59	232,617.29	339,750.11
Grounds Maintenance	188,904.80	8,699.06	44,710.04	144,194.76
Utilities	1,003,200.00	68,553.76	289,266.53	713,933.47
Total Physical Plant Maint. and Op.	<u>3,011,762.04</u>	<u>249,481.99</u>	<u>1,165,145.71</u>	<u>1,846,616.33</u>
Capital Items				
Debt Service	<u>679,113.00</u>	<u>-</u>	<u>284,522.90</u>	<u>394,590.10</u>
Extension Center Facilities:				
Uvalde and Other	6,500.00	2,190.00	14,810.77	(8,310.77)
Del Rio	560,000.00	44,900.00	225,916.00	334,084.00
Eagle Pass	700,000.00	54,900.00	274,500.00	425,500.00
Total Extension Center Facilities	<u>1,266,500.00</u>	<u>101,990.00</u>	<u>515,226.77</u>	<u>751,273.23</u>
Total Educational and General	<u>28,814,891.71</u>	<u>2,356,020.78</u>	<u>12,665,591.18</u>	<u>16,149,300.53</u>

SOUTHWEST TEXAS JUNIOR COLLEGE
STATEMENT OF REVENUE AND EXPENDITURES
FOR THE FIVE MONTHS ENDED JANUARY 31, 2012
UNAUDITED

	<u>BUDGETED</u>	<u>CURRENT MONTH</u>	<u>Y T D</u>	<u>BUDGET BALANCE</u>
Student Aid:				
Department Aid Salaries	50,000.00	1,319.50	13,046.40	36,953.60
College Work Study	200,430.00	11,746.86	94,016.37	106,413.63
PELL	12,000,000.00	3,799,976.37	6,212,832.43	5,787,167.57
Direct Student loan	-	1,253,586.00	2,021,779.00	(2,021,779.00)
Texas Grant	783,075.00	-	-	783,075.00
SEOG & Other Tuition Grants	435,000.00	6,928.52	96,026.72	338,973.28
TPEG	400,000.00	141,576.48	141,576.48	258,423.52
Total Student Aid	<u>13,868,505.00</u>	<u>5,215,133.73</u>	<u>8,579,277.40</u>	<u>5,289,227.60</u>
Auxiliary Enterprises:				
Dormitories	192,698.64	13,605.28	87,154.65	105,543.99
Food Service	423,406.04	21,853.70	175,548.73	247,857.31
Bookstore	390,151.44	4,052.72	376,687.50	13,463.94
Student Center	45,600.00	6,295.23	21,928.77	23,671.23
Day Care Center	237,212.24	14,734.37	88,211.48	149,000.76
Rodeo Team	146,500.00	1,568.75	96,563.78	49,936.22
Livestock Operations	25,000.00	5,276.00	23,865.89	1,134.11
SWTNet	900.00	(16,449.09)	192.90	707.10
Staff Scholarships	100,000.00	5,771.15	66,592.35	33,407.65
Total Auxiliary Enterprises	<u>1,561,468.36</u>	<u>56,708.11</u>	<u>936,746.05</u>	<u>624,722.31</u>
TOTAL EXPENDITURES	<u>\$ 44,244,865.07</u>	<u>\$ 7,627,862.62</u>	<u>\$ 22,181,614.63</u>	<u>\$ 22,063,250.44</u>

SOUTHWEST TEXAS JUNIOR COLLEGE
STATEMENT OF NET ASSETS - UNAUDITED
January 31, 2011

Assets		Liabilities	
Current Assets		Current Liabilities	
Cash and cash equivalents	\$ 10,012,471	Accounts payable	\$ 701,131
Accounts receivable, net	2,169,296	Accrued liabilities	355,788
Taxes receivable, net	378,923	Deposits	247,282
Inventories	102,387	Funds held for others	11,840
Prepaid expenses	269,131	Deferred Revenues	6,117,787
Total Current Assets	<u>12,932,208</u>	Lease payable	536,685
		Notes payable - current	718,984
		Bonds payable - current	215,000
		Total Current Liabilities	<u>8,904,497</u>
Noncurrent Assets		Noncurrent liabilities	
Restricted cash and cash equivalents	4,675,861	Bonds payable	8,010,000
Endowment investments	151,957	Total Noncurrent Liabilities	<u>8,010,000</u>
Other long-term investments	45,300		
Capital assets, net	17,674,601	Total Liabilities	<u>16,914,497</u>
Total Noncurrent Assets	<u>22,547,719</u>		
		Net Assets at 12/31/2011	<u>\$18,565,430</u>
Total Assets	<u>\$35,479,927</u>	Net Assets at 09/01/2011	17,167,478
		Increase (Decrease) in Net Assets	<u>\$1,397,952</u>

**SOUTHWEST TEXAS JUNIOR COLLEGE
COMPARATIVE STATEMENT OF ACCOUNT BALANCES
YEARS 2011 AND 2010**

	<u>January 31, 2012</u>	<u>January 31, 2011</u>	<u>Difference Increase/ (Decrease)</u>
Joint	\$ 7,574,104.70	\$ 5,385,780.50	\$ 2,188,324.20
Debt Service	1,225,000.00	825,180.35	399,819.65
State Appropriated	10,560.25	63,954.55	(53,394.30)
Student Center & Housing	864,135.94	1,247,237.62	(383,101.68)
Restricted	309,573.71	579,984.46	(270,410.75)
Payroll	388,355.56	224,312.44	164,043.12
General	406,910.83	303,783.24	103,127.59
Bob Culp Memorial	7,215.92	7,158.28	57.64
State Grants	279,876.74	394,160.45	(114,283.71)
College Work Study	31,936.70	-	31,936.70
Financial Aid	-	-	-
DFAFS	-	-	-
TOTAL CURRENT FUNDS	<u>11,097,670.35</u>	<u>9,031,551.89</u>	<u>2,066,118.46</u>

**SOUTHWEST TEXAS JUNIOR COLLEGE
COMPARATIVE STATEMENT OF ACCOUNT BALANCES
YEARS 2012 AND 2011**

	<u>January 31, 2012</u>	<u>January 31, 2011</u>	<u>Difference Increase/ (Decrease)</u>
Pioneer Loan	\$ 108,164.92	\$ 107,221.04	\$ 943.88
Ettie R. Garner	72,608.87	72,010.65	598.22
Will C. Miller	94,240.95	93,355.66	885.29
John N. Garner	1,765,498.71	1,752,709.15	12,789.56
Kathleen Luby	97,441.79	96,580.08	861.71
S. C. & H. Bond	8,115.45	13,853.10	(5,737.65)
Tom & Hope Witt Memorial	809,814.72	803,091.70	6,723.02
Ross Brumfield Memorial	97,678.34	96,879.76	798.58
Laura O. Bunton Memorial	59,649.79	59,083.26	566.53
CDA	13,569.18	13,465.70	103.48
San Antonio Livestock	90,632.45	89,898.07	734.38
Student Club	11,556.49	14,203.55	(2,647.06)

**SOUTHWEST TEXAS JUNIOR COLLEGE
COMPARATIVE STATEMENT OF ACCOUNT BALANCES
YEARS 2012 AND 2011**

	<u>January 31, 2012</u>	<u>January 31, 2011</u>	<u>Difference Increase/ (Decrease)</u>
Building Fund	\$ 41,055.79	\$ 40,728.50	\$ 327.29
Irene Schleicher	80,390.69	79,658.46	732.23
Gilbert C. Bermea	21,253.08	21,102.64	150.44
R. Burgess	51,001.09	50,608.25	392.84
Reed B. Parr	42,451.44	42,122.01	329.43
A.C. & Lucille Mogford	<u>100,255.28</u>	<u>89,127.01</u>	<u>11,128.27</u>
TOTAL OTHER FUNDS	<u>3,565,379.03</u>	<u>3,535,698.59</u>	<u>29,680.44</u>
TOTAL FUNDS	<u>\$ 14,663,049.38</u>	<u>\$ 12,567,250.48</u>	<u>\$ 2,095,798.90</u>

**SOUTHWEST TEXAS JUNIOR COLLEGE
SUMMARY OF ACCOUNT BALANCES
JANUARY 31, 2012**

	<u>CASH IN BANK</u>	<u>CERTIFICATES OF DEPOSIT</u>	<u>INVESTMENT POOL</u>	<u>TOTAL ACCOUNT BALANCE</u>
Joint	\$ 6,064,732.12	\$ 1,500,000.00	\$ 9,372.58	\$ 7,574,104.70
Debt Service	-	\$1,225,000.00	-	1,225,000.00
State Appropriated	10,560.25	-	-	10,560.25
Student Center & Housing	864,135.94	-	-	864,135.94
Restricted Funds	309,573.71	-	-	309,573.71
Payroll	388,355.56	-	-	388,355.56
General	406,910.83	-	-	406,910.83
Bob Culp Memorial	2,215.92	5,000.00	-	7,215.92
State Grants	279,876.74	-	-	279,876.74
College Work Study	<u>31,936.70</u>	<u>-</u>	<u>-</u>	<u>31,936.70</u>
TOTAL CURRENT FUNDS	<u>8,358,297.77</u>	<u>2,730,000.00</u>	<u>9,372.58</u>	<u>\$ 11,097,670.35</u>

**SOUTHWEST TEXAS JUNIOR COLLEGE
SUMMARY OF ACCOUNT BALANCES
JANUARY 31, 2012**

	<u>CASH IN BANK</u>	<u>CERTIFICATES OF DEPOSIT</u>	<u>INVESTMENT POOL</u>	<u>TOTAL ACCOUNT BALANCE</u>
Pioneer Loan	\$ 8,164.92	\$ 100,000.00	-	\$ 108,164.92
Ettie R. Garner	7,608.87	65,000.00	-	72,608.87
Will C. Miller	4,240.95	90,000.00	-	94,240.95
John N. Garner	418,998.71	1,346,500.00	-	1,765,498.71
Kathleen Luby	7,441.79	90,000.00	-	97,441.79
S. C. & H. Bond	8,115.45	-	-	8,115.45
Tom & Hope Witt Memorial	9,814.72	800,000.00	-	809,814.72
Ross Brumfield Memorial	7,678.34	90,000.00	-	97,678.34
Laura O. Bunton Memorial	4,649.79	55,000.00	-	59,649.79
CDA	3,569.18	10,000.00	-	13,569.18
San Antonio Livestock	8,632.45	82,000.00	-	90,632.45
Student Club	11,556.49	-	-	11,556.49

**SOUTHWEST TEXAS JUNIOR COLLEGE
SUMMARY OF ACCOUNT BALANCES
JANUARY 31, 2012**

	<u>CASH IN BANK</u>	<u>CERTIFICATES OF DEPOSIT</u>	<u>INVESTMENT POOL</u>	<u>TOTAL ACCOUNT BALANCE</u>
Reed B. Parr	\$ 7,451.44	\$ 35,000.00	\$ -	\$ 42,451.44
Building Fund	1,055.79	40,000.00	-	41,055.79
Irene Schleicher	7,390.69	73,000.00	-	80,390.69
Gilbert C. Bermea	6,253.08	15,000.00	-	21,253.08
R. Burgess	6,001.09	45,000.00	-	51,001.09
A.C. & Lucille Mogford	<u>16,755.28</u>	<u>83,500.00</u>	<u>-</u>	<u>100,255.28</u>
TOTAL OTHER FUNDS	<u>545,379.03</u>	<u>3,020,000.00</u>	<u>-</u>	<u>3,565,379.03</u>
TOTAL FUNDS	<u>\$ 8,903,676.80</u>	<u>\$ 5,750,000.00</u>	<u>\$ 9,372.58</u>	<u>\$ 14,663,049.38</u>

SOUTHWEST TEXAS JUNIOR COLLEGE
INVESTMENTS IN C.D.'S
JANUARY 31, 2012

<u>ACCOUNT</u>	<u>TERM</u>	<u>INT. RATE</u>	<u>MATURITY DATE</u>	<u>RESTRICTED</u>	<u>UNRESTRICTED</u>	<u>TOTAL AMT.</u>
<u>JOINT</u>						
200117837	28 days	0.40%	02/17/2012		\$1,500,000.00	\$1,500,000.00
<u>DEBT SERVICE</u>						
200116627	8 MO.	0.75%	03/15/2012	400,000.00		
200116685	12 MO.	0.75%	07/27/2012	640,000.00		
200116976	12 MO.	0.75%	08/31/2012	\$70,000.00		
200116374	18 MO.	1.00%	12/03/2012	115,000.00		1,225,000.00
<u>AUXILIARY</u>						
None						
<u>ETTIE R. GARNER</u>						
200116663	12 MO.	0.75%	07/20/2012	30,000.00		
200116686	12 MO.	0.75%	07/27/2012	10,000.00		
200117243	12 MO.	0.65%	10/19/2012	25,000.00		65,000.00
<u>ROSS BRUMFIELD</u>						
200117836	12 MO.	0.65%	01/18/2013	40,000.00		
200116686	12 MO.	0.75%	07/27/2012	20,000.00		
200117243	12 MO.	0.65%	10/19/2012	30,000.00		90,000.00
<u>LAURA O. BUNTON</u>						
200117836	12 MO.	0.65%	01/18/2013	10,000.00		
200116686	12 MO.	0.75%	07/27/2012	5,000.00		
200117517	12 MO.	0.65%	11/19/2012	40,000.00		55,000.00
<u>SAN ANTONIO LIVESTOCK</u>						
200117836	12 MO.	0.65%	01/18/2013	40,000.00		
200116686	12 MO.	0.75%	07/27/2012	17,000.00		
200117243	12 MO.	0.65%	10/19/2012	25,000.00		82,000.00

SOUTHWEST TEXAS JUNIOR COLLEGE
INVESTMENTS IN C.D.'S
JANUARY 31, 2012

<u>ACCOUNT</u>		<u>INT. RATE</u>	<u>MATURITY DATE</u>	<u>RESTRICTED</u>	<u>UNRESTRICTED</u>	<u>TOTAL AMT.</u>
<u>JOHN N. GARNER</u>						
200116954	12 MO.	0.75%	08/24/2012	70,000.00		
200115726	18 MO.	1.00%	08/25/2012	106,500.00		
200115758	18 MO.	1.00%	09/04/2012	485,000.00		
200117243	12 MO.	0.65%	10/19/2012	75,000.00		
200117405	364 days	0.65%	11/16/2012	238,000.00		
200117517	12 MO.	0.65%	11/19/2012	372,000.00		1,346,500.00
<u>IRENE SCHLIECHER</u>						
200115922	18 MO.	1.00%	09/29/2012	60,000.00		
200117243	12 MO.	0.65%	10/19/2012	5,000.00		
200117517	12 MO.	0.65%	11/19/2012	8,000.00		73,000.00
<u>GILBERT C. BERMEA</u>						
200117243	12 MO.	0.65%	10/19/2012	15,000.00		15,000.00
<u>TOM & HOPE WITT</u>						
200117867	12 MO.	0.65%	01/25/2013	250,000.00		
200116663	12 MO.	0.75%	07/20/2012	120,000.00		
200116954	12 MO.	0.75%	08/24/2012	10,000.00		
200115726	18 MO.	1.00%	08/25/2012	10,000.00		
200117243	12 MO.	0.65%	10/19/2012	105,000.00		
200117517	12 MO.	0.65%	11/19/2012	305,000.00		800,000.00
<u>KATHLEEN LUBY</u>						
200117836	12 MO.	0.65%	01/18/2013	15,000.00		
200116686	12 MO.	0.75%	07/27/2012	75,000.00		90,000.00
<u>WILL C. MILLER</u>						
200116686	12 MO.	0.75%	07/27/2012	10,000.00		
200116954	12 MO.	0.75%	08/24/2012	20,000.00		
200116976	12 MO.	0.75%	08/31/2012	60,000.00		90,000.00

**SOUTHWEST TEXAS JUNIOR COLLEGE
INVESTMENTS IN C.D.'S
JANUARY 31, 2012**

<u>ACCOUNT</u>		<u>INT. RATE</u>	<u>MATURITY DATE</u>	<u>RESTRICTED</u>	<u>UNRESTRICTED</u>	<u>TOTAL AMT.</u>
<u>REED B. PARR</u>						
200116686	12 MO.	0.75%	07/27/2012	10,000.00		
200117243	12 MO.	0.65%	10/19/2012	25,000.00		35,000.00
<u>R. BURGESS</u>						
200117836	12 MO.	0.65%	01/18/2013	10,000.00		
200117243	12 MO.	0.65%	10/19/2012	35,000.00		45,000.00
<u>PIONEER FUND</u>						
200116686	12 MO.	0.75%	07/27/2012	75,000.00		
200117243	12 MO.	0.65%	10/19/2012	25,000.00		100,000.00
<u>CDA FUND</u>						
200116686	12 MO.	0.75%	07/27/2012	5,000.00		
200117243	12 MO.	0.65%	10/19/2012	5,000.00		10,000.00
<u>BUILDING FUND</u>						
200117243	12 MO.	0.65%	10/19/2012	40,000.00		40,000.00
<u>BOB CULP</u>						
200116686	12 MO.	0.75%	07/27/2012	5,000.00		5,000.00
<u>A.C. & LUCILLE MOGFORD</u>						
200115726	18 MO.	1.00%	08/25/2012	83,500.00		83,500.00
				\$ 4,250,000.00	\$1,500,000.00	\$ 5,750,000.00

SOUTHWEST TEXAS JUNIOR COLLEGE
INVESTMENTS IN C.D.'S
JANUARY 31, 2012

ACCOUNT	CD #	INT. RATE	MATURITY DATE	TERM	AMOUNT
<u>MATURITIES</u>					
JOINT	200117488	0.45%	01/20/2012	60 days	\$1,000,000.00
ROSS BRUMFIELD	200115429	0.85%	01/21/2012	12 MO.	\$40,000.00
LAURA O. BUNTON	200115429	0.85%	01/21/2012	12 MO.	\$10,000.00
SAN ANTONIO LIVESTOCK	200115429	0.85%	01/21/2012	12 MO.	\$40,000.00
KATHLEEN LUBY	200115429	0.85%	01/21/2012	12 MO.	\$15,000.00
R. BURGESS	200115429	0.85%	01/21/2012	12 MO.	\$10,000.00
TOM & HOPE WITT	200115447	0.85%	01/27/2012	12 MO.	\$250,000.00
<u>RENEWALS/NEW</u>					
JOINT	200117837	0.40%	02/17/2012	28 days	\$1,500,000.00
ROSS BRUMFIELD	200117836	0.65%	01/18/2013	12 MO.	\$40,000.00
LAURA O. BUNTON	200117836	0.65%	01/18/2013	12 MO.	\$10,000.00
SAN ANTONIO LIVESTOCK	200117836	0.65%	01/18/2013	12 MO.	\$40,000.00
KATHLEEN LUBY	200117836	0.65%	01/18/2013	12 MO.	\$15,000.00
R. BURGESS	200117836	0.65%	01/18/2013	12 MO.	\$10,000.00
TOM & HOPE WITT	200117867	0.65%	01/25/2013	12 MO.	\$250,000.00

SOUTHWEST TEXAS JUNIOR COLLEGE
SCHOLARSHIPS
JANUARY 31, 2012


SCHOLARSHIP	AMOUNT
Anna Baker	\$ 11,710.09
Reva Burns	16,761.50
Charles & Polly Chandler	35,137.64
Del Rio Intl	11,717.86
Rodolfo R. Flores	12,379.85
Sterling Fly	12,496.37
K & H Hornby	12,124.15
Locke & Zaiglin	30,888.24
A.C. & Lucille Mogford	109,688.08
Kilpatrick Memorial	10,573.38
Jason Kincaid	19,501.57
Kirchner	83,318.10
Rose Koehl	10,529.42
Stephen Lindsey	12,278.86
Rory Malloy	13,982.55
Mary Powers	12,521.11
Bill Nunley	12,897.17
SWTJC Pioneer	46,445.75
Baltasar Ramirez	12,962.97
Eloy Reyes	13,297.05
Dr. Tomas Rivera	10,113.46
Lupe E. Hernandez	13,489.51
Wayne, Evalyn and Gary Matthews	14,846.99
Bobby Wayne Halley	13,132.71
Kenneth Shackelford	18,119.27
Bob McKinney	11,906.15
SWTJC Phil Lyne	29,571.17
Estella Finley	10,701.69
Los Palominos	29,697.25
TOTAL	\$ 652,789.91
SCHOLARSHIPS UNDER \$10,000.00	AMOUNT
Georgia Gauthier	5,930.65
Gordon Hudson	\$ 7,195.66
Haskell Peanuts Hester	6,945.38
SWTJC Memorial	8,233.94
Vic Leon Tucker	7,475.68
Colonel Victoria Zamarippa	5,236.53
Toney Keeney	3,965.95
SWTJC Del Rio Student Government	607.14
Garry Merritt	6,594.70
TOTAL UNDER \$10,000.00	\$ 52,185.63
TOTAL SCHOLARSHIPS	\$ 704,975.54

SOUTHWEST TEXAS JUNIOR COLLEGE
OTHER INVESTMENTS
JANUARY 31, 2012


<u>ACCOUNT</u>	<u>Book Value</u>	<u>Market Value</u>
<u>WILL C. MILLER</u>		
Corporate stocks - Balance 12/31/2011	\$ 51,957.56	\$ 85,770.51
September Activity	-	4,155.04
Corporate stocks - Balance 1/31/2012	\$ 51,957.56	\$ 89,925.55
<u>PLANT FUNDS</u>		
Corporate stocks - Balance 12/31/2011	\$ 5,446.00	\$ 45,300.00
September Activity	-	-
Corporate stocks - Balance 1/31/2012	\$ 5,446.00	\$ 45,300.00

**SOUTHWEST TEXAS JUNIOR COLLEGE
INVESTMENT COMPLIANCE REPORT
JANUARY 31, 2012**


All investments of Southwest Texas Junior College are in certificates of deposit or State sponsored AAA-rated local government investment pools with the exception of various stocks and bonds that have been endowed to the College. The market value of each certificate of deposit is the same as the book value. The investment portfolio of Southwest Texas Junior College is in substantial compliance with the investment strategy and other relevant provisions expressed in the SWTJC investment policy.



Dr. Ismael Sosa, Jr., President



Hector Gonzales, Dean of Instructional Services & CFO



Anne H. Tarski, Associate Dean of Finance