

A decorative graphic featuring a central dark blue rounded rectangle. Surrounding this rectangle are various elements: several circles in different shades of blue (some solid, some outlined) and stylized leaf-like shapes in a teal color. The overall design is clean and modern.

District Survey

Results

2025



District Summary of Elementary Survey Results

Elementary Family Survey Trends

Strengths: Most results are 80% or higher, with a range of 41% to 97%

Highest District Averages My child feels safe - 95%

My child is learning - 93%

My child has a supportive and trusting learning environment - 93%

Confident sending student to school - 93%

I see the Connection between Attendance and Academic Performance - 93%

Weakest Averages

Weakest overall question: My student can tell me what they are learning during Morning Meeting - SEL - 41% with a range of 38% to 66%

Sample Family Survey Comments



XXXX staff seems very aligned and committed to providing the best education and experience for my child. I am so happy I chose XXXX.

As kindergarten parents, communication aimed at process would be helpful. Often communication makes the assumption that parents know what something is.

Stop sending so much homework home ! Peer reviewed studies already show us that's it holds zero academic value at this age level , and it causes early burnout in kids !!



Sample Family Survey Comments




I'm very much involved with XXXX's learning and would love to have other resources that can help her succeed and be on or above her grade level.

They should have a therapy dog! I'm happy to offer the free (and insured) services of my hypoallergenic certified therapy dog, Alfonso.

Everyone at the front office is kind and welcoming.

Maybe better communication on how parents can help support their students and be more involved?

We love his teacher a lot, he is awesome! But we don't know how to help our student be better prepared in what he is currently learning.





Elementary Student Survey Trends

Highest Averages-Range of 70% to 91%

My teachers are caring and kind. - 90%

I have one or more friends at school. - 91%

Our school is safe - 85%

I know an adult at school that I can go to if I need help - 82%

The adults at my school talk about how important learning is - 81%

Weakest Averages-Range of 47% to 64%

I like coming to school - 53%

I see characters in books and materials that are like me - 47%



Elementary Staff Survey Trends



Highest Averages-Range of 70% to 99%

I take the time to build relationships with students at the beginning of the year/semester - 97%

I take the time to build relationships with my students daily/weekly - 99%

I have a friend at school - 95%

I have a thought partner at school - 96%



Weakest Averages-Range of 71% to 74%

My instruction impacts the Tier I data point we are working on - 74%

I have the professional development/resources to make sure all students learn at high levels - 74%

Sample of Staff Survey Needs



Working with students with special needs

Additional SEL training and curriculum

Fluency lessons

Tier 2 & 3 Behavior guidance

I would love more on effective math intervention.




I can always learn more and gain. Often I don't know what I need until I need it. Right now I feel confident in my learning through the current PD we have.

How to target high achievers. Motivation for low achievers.

Time with my PLT/colleagues

Trauma and behavior resources





District Summary of Secondary Survey Results



Secondary Family Survey Trends

Highest Averages-Range of 70% to 91%

My child feels safe - 87%

My child has one or more friends - 91%

All Secondary schools have strong results for:

I see the Connection between Attendance and Academic Performance - 91%

Weakest Averages - Only one response below 69%

Weakest overall question: My student shares that there is time set aside for social emotional learning. - 31%

Sample Family Survey Comment



As a parent of a freshman, I rely on communication from the XXXX website, weekly newsletters, and Facebook posts. With multiple social media platforms to choose from, and technology to support posting on all at one time, I was surprised to learn athletics only posts on X. Unless you are on X (and let's be honest, a lot of people have chosen to deactivate X) athletic opportunities and how to learn more about season start times and pre-season workouts are missed. I fully accept I could be wrong and the students are told of these opportunities during the school day, but again, this is where we as parents don't get told the details by our children.

Now that I've gone down this rabbit hole and gave you way more information than you probably asked for - please know XXXX has been an amazing school for XXXXX.



Sample Family Survey Comment



Before/after school bussing for activities would be amazing! Planning for DC trip in 7th grade would help with costs. Thanks so much!

More regular check ins with counselor with parent notification, especially when grades are falling behind.

XXXX provides a number of opportunities for students to be involved in campus life. The building is designed to encourage student interaction, the staff are welcoming, and it seems like a great environment for my children.



Sample Family Survey Comments



I feel students should be able to carry backpacks for safety, for convenience and to make more time for social time in between classes. Kids need more social time in a world where social interactions are becoming minimal.

This is our first year with a high schooler and we couldn't be happier with XXXXXX. Proud to be XXX!

My daughter receives excellent support from the her resource teacher. I'm not sure she would be doing as well as she is without that support. She has a lot to learn still about being a high school student, but the help she is getting is making the difference for her.



Sample Family Survey Comments



Please change the open house format back to how it used to be- where you get a chance to walk your child's schedule and hear from each teacher. The new format is extremely unhelpful.

Keep up the great work! You guys are doing an excellent job. We appreciate all the things that you do, big and small. Thank you.





Secondary Student Survey

Trends

Highest Averages-Range of 70% to 92%

I have one or more friends at school. - 92%

Set Goals For Myself - 88%

The adults at my school talk about how important learning is - 84%

Weakest Averages-Range of 42% to 68%

I like coming to school - 46%

My Teachers Make Learning Enjoyable - 55%

I see characters in books and materials that are like me - 42%



Secondary Staff Survey Trends



Highest Averages-Range of 72% to 95%

I take the time to build relationships with students at the beginning of the year/semester - 96%

I take the time to build relationships with my students daily/weekly - 95%

I have a friend at school - 95%

I have a thought partner at school - 96%

Weakest Averages-Range of 59% to 69%

Our school is strategic in supporting students who are struggling academically and behaviorally - 59%

I have the professional development/resources to make sure all students learn at high levels - 62%



Sample of Staff Needs



Meeting the needs of high achieving students - pushing grade level students for growth

Would like more training for reading scaffolding to help prep for SAT. Social studies is not Content specific reading and writing but helping them become read and write is universal.

Experts in my content area or time to explore resources on my own. It's hard to do this kind of research or exploration in a meeting.

Tiered curriculum

MiStar Training Series. Section 504

Just continued support with students who are struggling.








New Portrait of a Graduate Question

I intentionally expose students to the characteristics of an LPS Portrait of a Graduate.

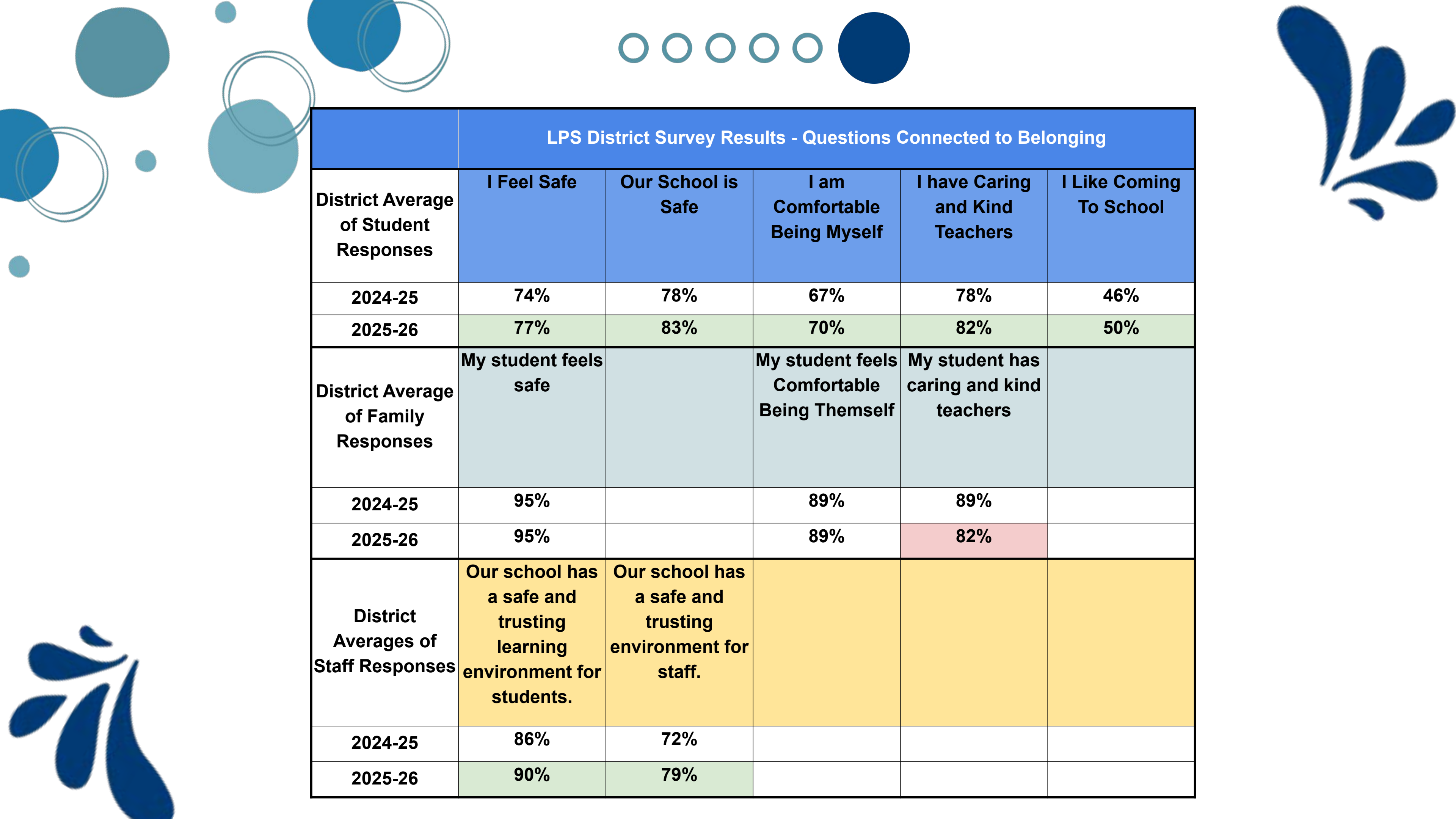
Elementary Teachers- 46%

Secondary Teachers - 40%





Sense of Belonging Questions

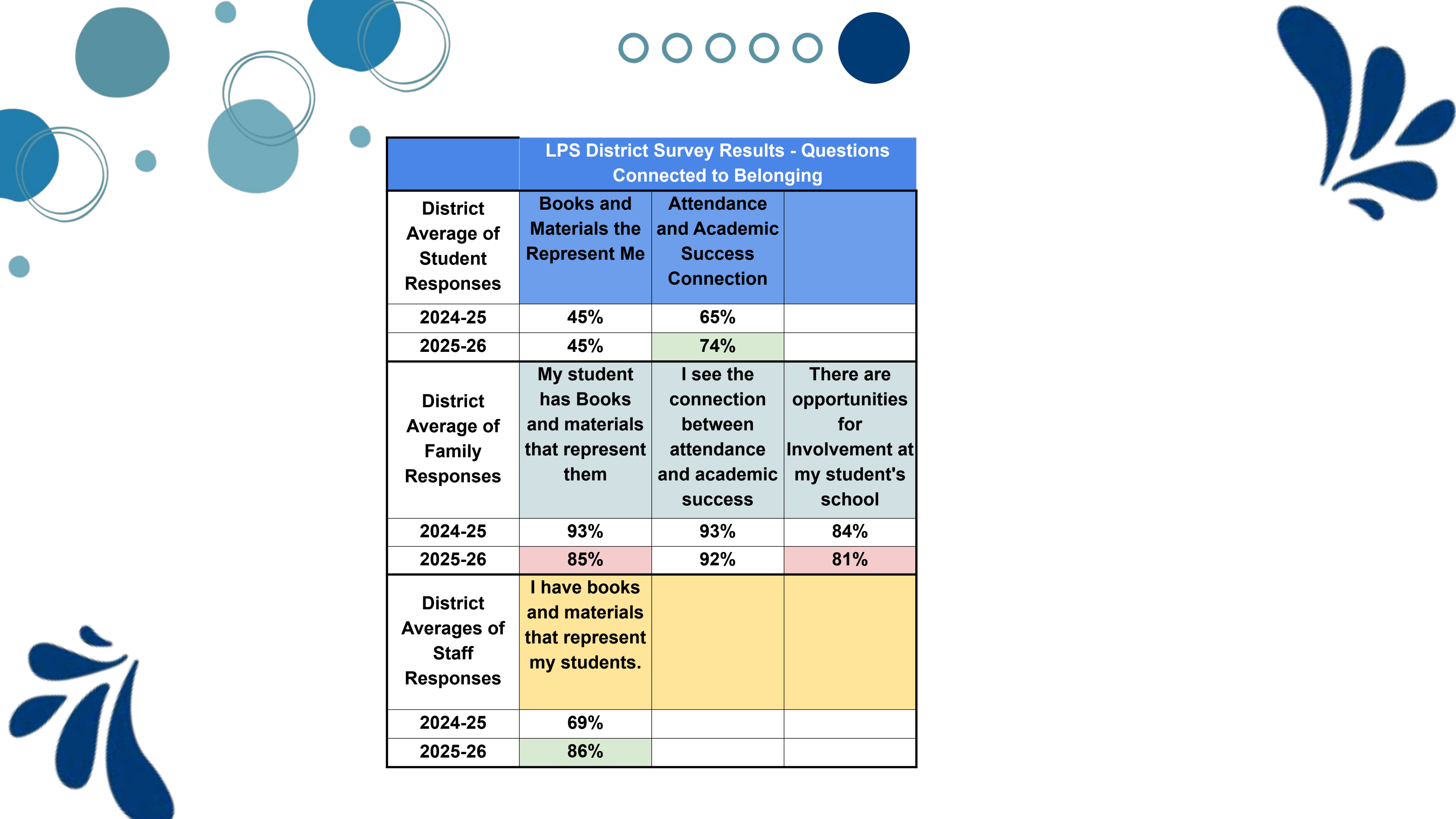


	LPS District Survey Results - Questions Connected to Belonging				
District Average of Student Responses	I Feel Safe	Our School is Safe	I am Comfortable Being Myself	I have Caring and Kind Teachers	I Like Coming To School
2024-25	74%	78%	67%	78%	46%
2025-26	77%	83%	70%	82%	50%
District Average of Family Responses	My student feels safe		My student feels Comfortable Being Themselves	My student has caring and kind teachers	
2024-25	95%		89%	89%	
2025-26	95%		89%	82%	
District Averages of Staff Responses	Our school has a safe and trusting learning environment for students.	Our school has a safe and trusting environment for staff.			
2024-25	86%	72%			
2025-26	90%	79%			




	LPS District Survey Results - Questions Connected to Belonging				
District Average of Student Responses			I Feel Like I Belong	I have One or More Friends	I have one or more trusted adult
2024-25			65%	90%	79%
2025-26			75%	92%	81%
District Average of Family Responses			Secondary Families Only: Sense of Belonging	My student has One or more Friend	My student has one or more trusted adult
2024-25			73%	93%	91%
2025-26			76%	91%	86%
District Averages of Staff Responses	I take the time to build relationships with students at the beginning of the year/semester.	I take the time to build relationships with my students daily/weekly.		I have a friend at school.	I have a thought partner at school.
2024-25	98%	97%		91%	90%
2025-26	98%	98%		93%	92%





	LPS District Survey Results - Questions Connected to Belonging		
District Average of Student Responses	Books and Materials the Represent Me	Attendance and Academic Success Connection	
2024-25	45%	65%	
2025-26	45%	74%	
District Average of Family Responses	My student has Books and materials that represent them	I see the connection between attendance and academic success	There are opportunities for Involvement at my student's school
2024-25	93%	93%	84%
2025-26	85%	92%	81%
District Averages of Staff Responses	I have books and materials that represent my students.		
2024-25	69%		
2025-26	86%		



A decorative graphic featuring various blue elements: solid circles of different sizes, concentric circles, thin lines, and stylized leaf or branch motifs. These elements are arranged in a frame-like pattern around the central text.

THANK YOU