

Information Report

Collin College Diversity Data 2015 v. 2020

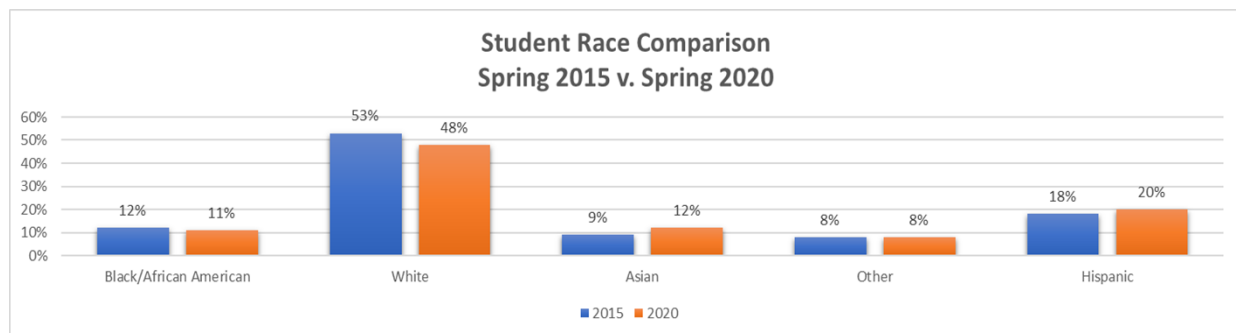
Over the last five years, Collin College has experienced significant growth in its physical footprint and the population of its students and employees. Data is provided below that charts the changes in race and ethnicity over the last five years, along with benchmark comparisons from the U.S. Census Bureau and the Bureau of Labor Statistics.

Student Race Comparisons

The [Texas State Demographic Center](#) reports that Collin County's 2019 population (ages 18-64) is comprised of the following:

Non-Hispanic Black	10.6%
Non-Hispanic White	56.4%
Non-Hispanic Asian	15.3%
Non-Hispanic Other	2.7%
Hispanic	15.0%

Collin College's student data is provided in the chart below and reflects that the student population is **generally more diverse in 2020 than in 2015**. However, the percentage of the college's white and Asian students is lower than in the county's population, with white students at 48% vs. 56.4% in the county and Asian students at 12% vs. 15.3% in the county.

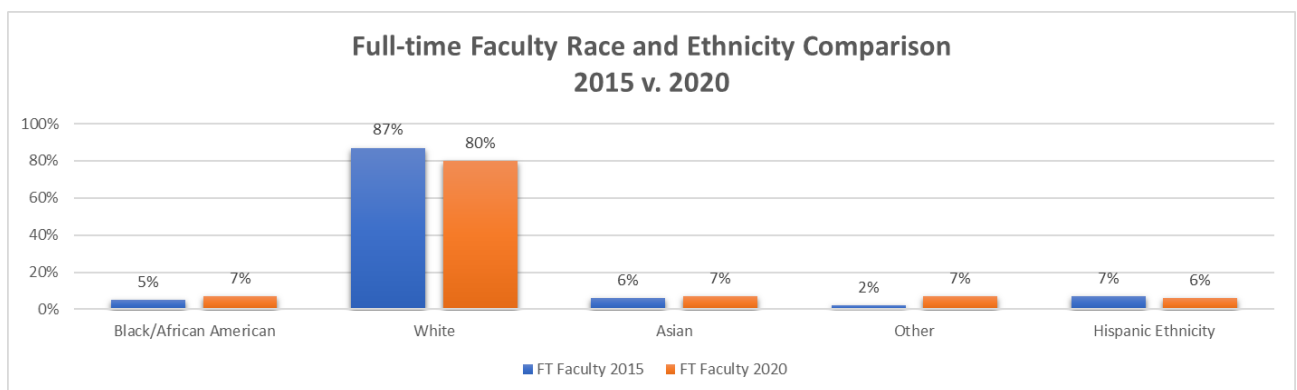
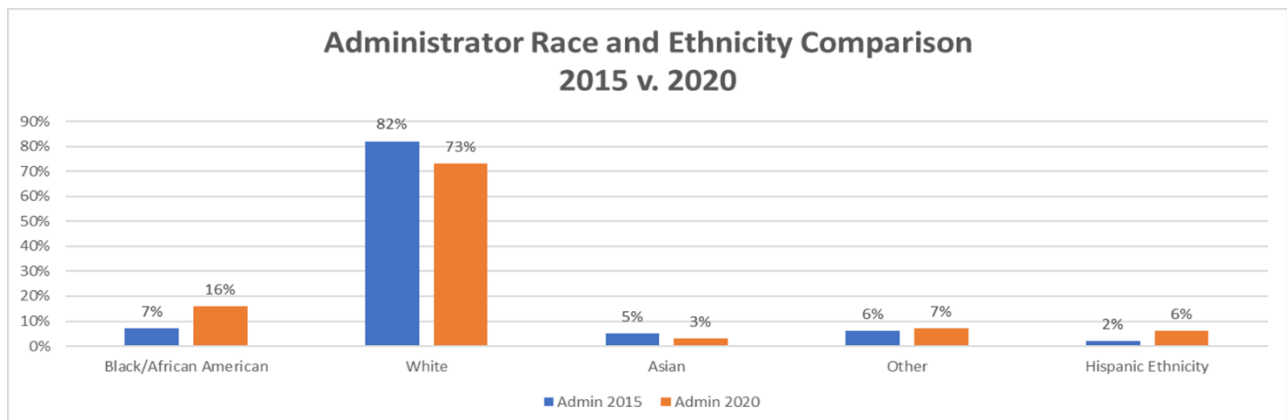
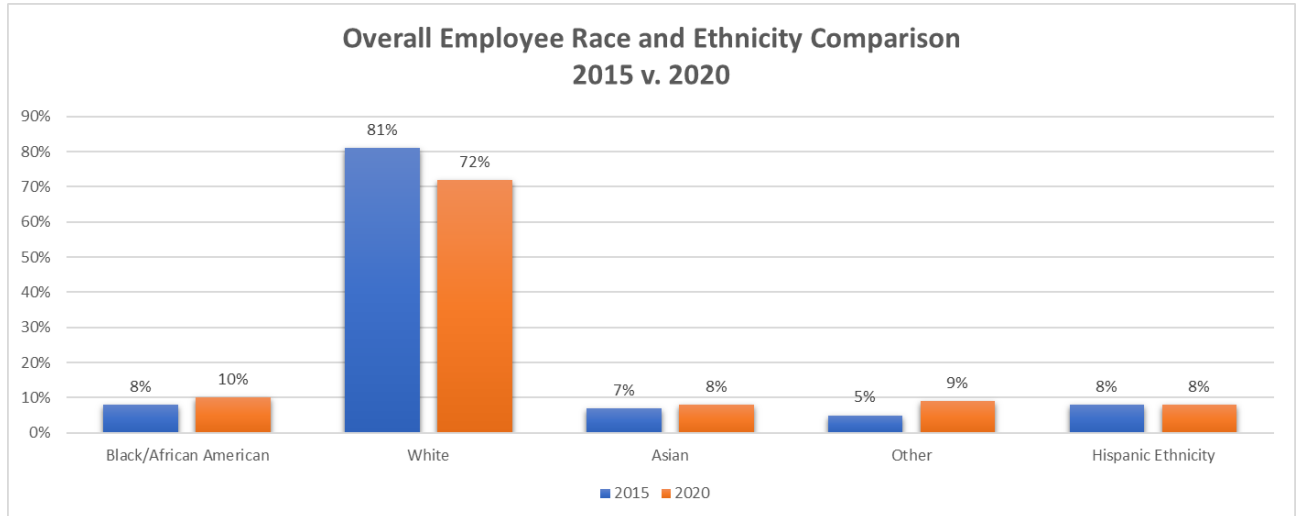


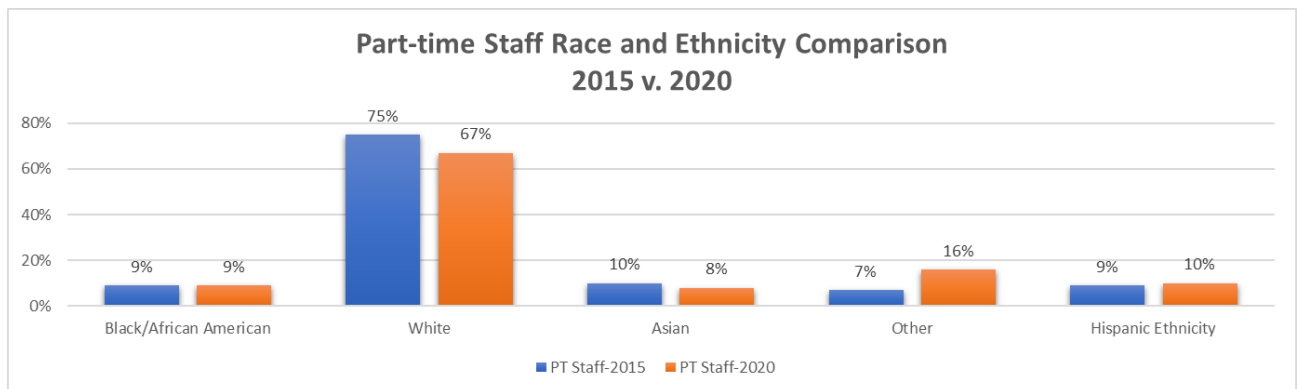
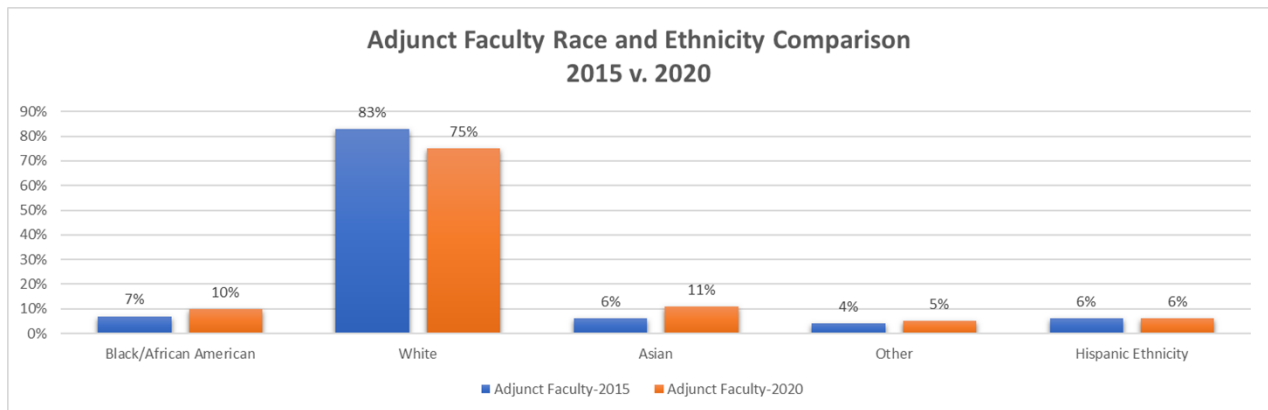
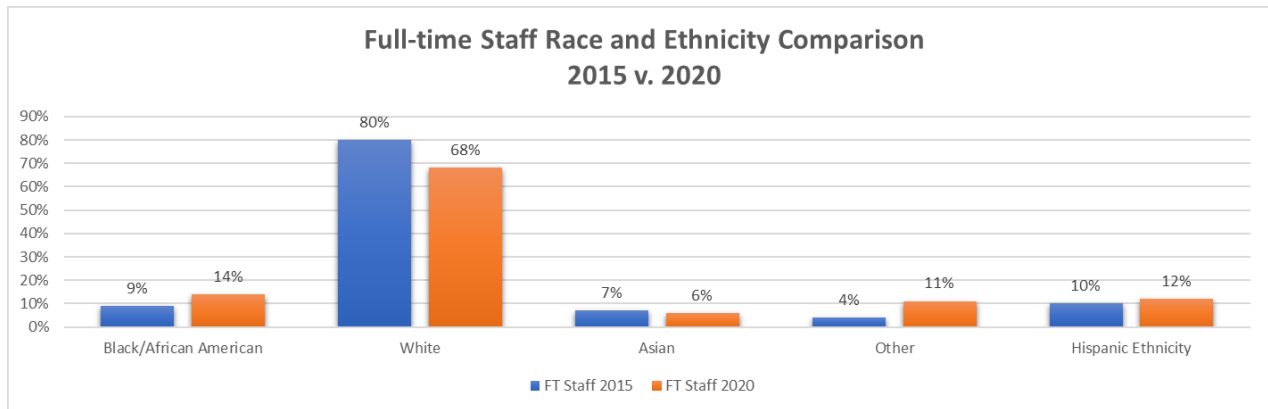
Note: The data related to Collin College's Hispanic students incorporate all students of any race who identify as Hispanic. Those students are not duplicated in the other racial categories. See [District Statistics](#)

Employee Race and Ethnicity Comparisons

The remaining charts provide a snapshot of the Collin College employee population on April 2, 2015, with April 2, 2020, including an overall view and breakout categories for administrators, full-time faculty, full-time staff, adjunct faculty, and part-time staff. Employee data are reported using the federal definition that considers "Hispanic" not as a race but as an ethnicity. Therefore, Hispanics can be of any race and are duplicated in other categories, such as White and Hispanic, Black and Hispanic, etc.

Overall, the college's employee population is more diverse in 2020 than in 2015 in many categories. Due to the differences in data collection regarding Hispanic ethnicity, the college's employee data is not directly comparable to the Texas State Demographic Center Data. The college continues its efforts to diversify both its recruitment initiatives and applicant pools for open positions across the college.





Resource:

Kim Davison, Chief of Staff

972-985-3781

kdavison@collin.edu