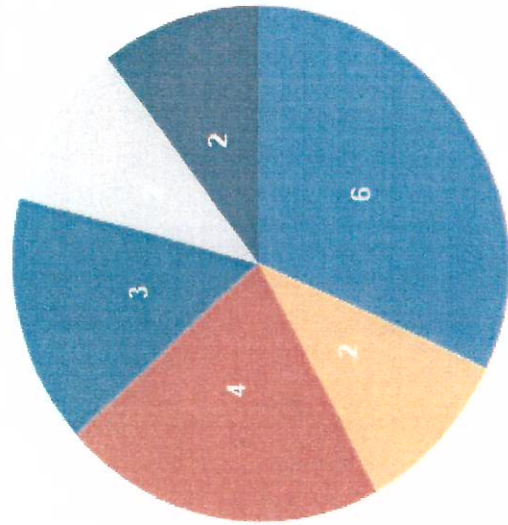


Tupelo Public School District

Policy Effective	Claims	Open Claims	Outstanding Reserve	Paid Losses	Paid Expenses	Incurred Losses
10/1/2015	19	4	\$9,152	\$2,864	\$0	\$12,016
10/1/2014	64	1	\$5,838	\$24,753	\$1,907	\$32,499
10/1/2013	66	0	\$0	\$65,148	\$4,181	\$69,329
10/1/2012	66	1	\$37,853	\$106,841	\$19,707	\$164,402
10/1/2011	62	0	\$0	\$72,800	\$7,537	\$80,338
10/1/2010	76	1	\$2,260	\$155,786	\$26,014	\$184,060
10/1/2009	89	0	\$0	\$47,352	\$5,102	\$52,267
Total:	442	7	\$55,103	\$475,545	\$64,449	\$594,909

Claims Injury Categories



Cause Of Injury	Severity	% of Total
Fall	\$10,265.11	87%
Struck by	\$690.00	6%
Strike	\$510.00	4%
Strain	\$375.51	3%

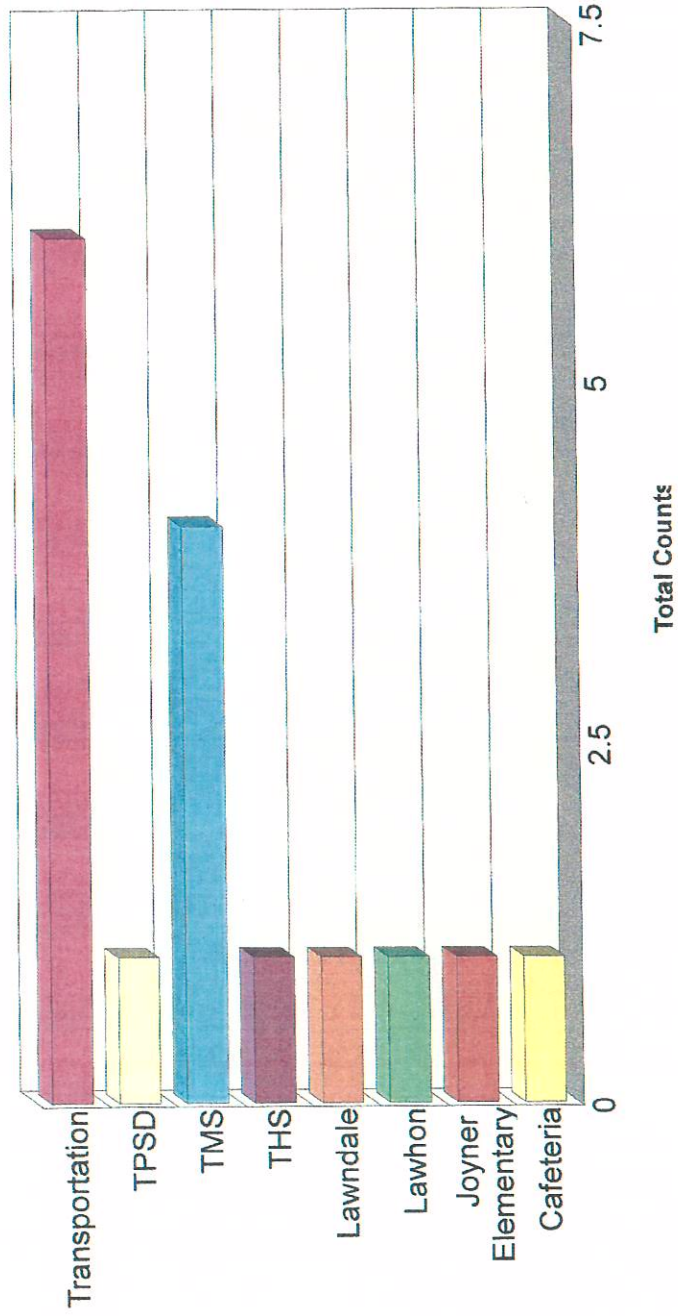
Berkley Southeast Group, LLC

10/01/15 - 02/23/16

Workers' Compensation

Tupelo Public School District

WC: Counts By Loss Location



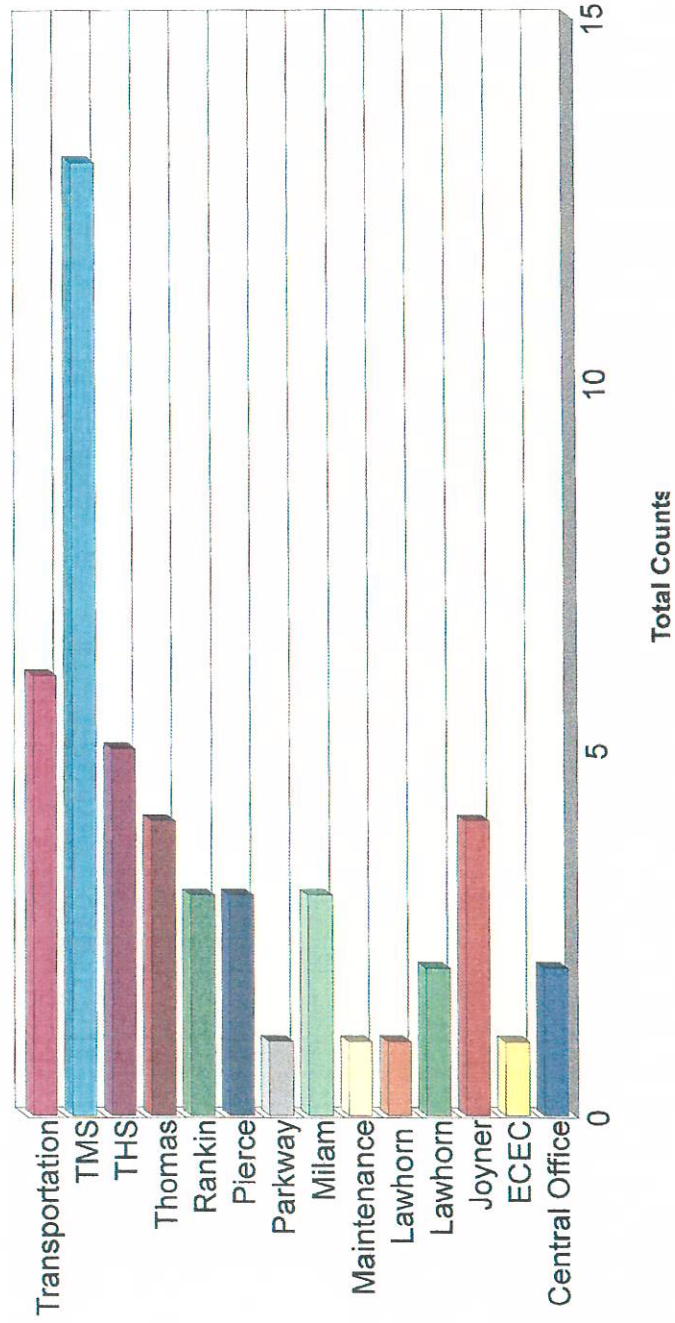
Berkley Southeast Group, LLC

10/01/14 - 09/30/15

Workers' Compensation

Tupelo Public School District

WC: Counts By Loss Location




Berkley Southeast Group, LLC

10/01/15 - 02/23/16

Workers' Compensation

Tupelo Public School District

WC: Incurred By Loss Location



Berkley Southeast Group, LLC

10/01/14 - 09/30/15

Workers' Compensation

Tupelo Public School District

WC: Incurred By Loss Location

