













TPRI and Tejas Lee Information

STUDENTS SCORING ADVANCED HIGH	2008-09 TPRI and Tejas Lee RESULTS- 3 yr Trend Data									
	Kindergarten-Comprehension		1 st Grade Comprehension		1 st Grade Fluency		2 nd Grade Comprehension		2 nd Grade Fluency	
TPRI (K-2)	70%		88%		58%		81%		42%	
	Trend +5		Trend +5		Trend +1		Trend +5		Trend +3	
Tejas Lee (K-2)	62%		86%		54%		76%		20%	
	Trend +0		Trend +1		Trend -6		Trend +27		Trend +10	

Tested Population K-2 nd grade 2006-2008				
NUMBER OF STUDENTS ASSESSED using TPRI (K-2)	8505		+1979	
	SPRING 2009		INCREASE AS OF 2006	
NUMBER OF STUDENTS ASSESSED using Tejas Lee (K-2)	177		+76	
	SPRING 2009		INCREASE AS OF 2006	