

Required Information

| | | | | | |
|----------------------------------|------------------|-----------------------------------|-------------|--|------------------|
| LEA Name: | West Orange- | Campus Name: | West Orange | ESC: | 5 |
| CDN: | 181906 | Campus Number: | 181906102 | Primary PSP: | Gay Jenkins |
| Date of Public Hearing: | | Date of Approval by Board: | 41547 | Date Reconstitution Plan Completed and Approved by the Board: | |
| District Leadership Team: | Orla Gay Jenkins | | | District Coordinator of School Improvement: | Dr. Brant Graham |
| | Brant Graham | | | | |
| | Wayne Guidry | | | | |
| | | | | | |

Improvement Plan Tips

| Feature | Explanation | Screenshot |
|--|--|------------|
| Dropdown menu selection | Certain questions in this document will require you to choose a response from a dropdown menu of choices. To select one of the options, simply click on the cell with the dropdown menu. Then choose the appropriate option from the list of possible responses. | |
| Choosing multiple dropdown options | When selecting options from a dropdown menu, it is possible that more than one option may apply. If this is the case, simply click on any and all options that you would like to record. All options that were chosen will display in the cell, separated by commas. | |
| Deleting an option once it is chosen from a dropdown | There are three ways to delete an option once it is chosen: 1) delete all contents of the cell by pushing the "Delete" button on your keyboard. This will erase all options that were chosen. 2. Click on the blank option from the dropdown menu. This will erase all options that were chosen. 3) Click on the option from the dropdown menu that you would like to erase. This action will erase only the option that is re-selected. | |
| Viewing comments | Throughout this document there are various cells containing comment boxes with further information and guidance. These cells marked with a small red icon in the corner of the cell. In order to view the comments in these cells, hover your mouse over the cell and the text box will appear. | |
| Smart Form | As you fill out this document, the information that you provide will be used to customize the document. As such, the document will only display the questions that apply to you (as a campus or district). | N/A |

| | |
|--------------|-------------------------------------|
| LEA Name: | West Orange-Cove CISD |
| Campus Name: | West Orange Stark Elementary School |

Data Analysis Summary

| | |
|---|--|
| Is this a district submission or campus submission? | Campus |
| Is your district staged in PBM? | Yes |
| Definition/Purpose: | <i>Data analysis and review of student level data conducted by the intervention team [Texas Education Code (TEC) §39.106 (a) and 19 Texas Administrative Code (TAC) §97.1071] is designed to identify factors contributing to low performance and ineffectiveness of program areas. Data analysis informs the needs assessment and leads to a targeted improvement plan.</i> |
| Summary of findings | A data summary captures patterns and trends in the data. A summary of findings is a way to synthesize the outcome of the data analysis to create the basis for the needs assessment process. |
| Section 1: Student Achievement | |
| Index met? | Yes, at Phase-In Level II |
| What are the trends in the index 1 data over time? | Writing is a new weakness with the new STAAR assessment. Under TAKS this was a campus strength. |
| What impact do the trends have on Index 1? | Both writing and sciency although only tested each in one grade level have a significant impact on the campus data. |
| What other insights do the data reveal that impact student success? | Science and writing are two areas of focus for the current school year. |
| Section 2: Student Progress | |
| Index met? | Yes |
| What are the trends in the index 2 data over time? | Slight progress was made during the 2013 school year. |
| What impact do the trends have on Index 2? | Small increases in index I have led to marginal progress in Index 2. |
| What other insights do the data reveal that impact student success? | Science and writing are two areas of focus for the current school year. |
| Section 3: Closing Performance Gaps | |
| Index met? | No |
| What are the trends in the index 3 data over time? | African American performance at the elementary continues to be low across every grade level and content area. |
| What impact do the trends have on Index 3? | Until Tier I instruction is improved Index I and III will continue to underperform. |
| What other insights do the data reveal that impact student success? | Science and writing are two areas of focus for the current school year. |

| | |
|--------------|-------------------------------------|
| LEA Name: | West Orange-Cove CISD |
| Campus Name: | West Orange Stark Elementary School |

Data Analysis Summary

| | |
|---|---|
| Section 4: Postsecondary Readiness | |
| Index met? | NA |
| What are the trends in the index 4 data over time? | NA |
| What impact do the trends have on Index 4? | NA |
| What other insights do the data reveal that impact student success? | NA |
| Section 5: System Safeguards | |
| Were system safeguards missed for Performance? | Yes |
| Were system safeguards missed for Participation? | No |
| Were system safeguards missed for Graduation? | NA |
| What are the trends in the System Safeguard data over time? | Trends are consistently low in common sub groups and content areas. |
| What other insights do the data reveal that impact student success? | Increased rigor is a key priority for this upcoming year. |
| Section 6: PBM | |
| In what program areas is the district staged? | |
| In the campus is contributing to the district's PBM staging please explain. Enter your answer in the cell to the right. | |
| | |
| | |
| | |
| | |
| | |
| | |
| | |
| | |
| | |

| | |
|--------------|-------------------------------------|
| LEA Name: | West Orange-Cove CISD |
| Campus Name: | West Orange Stark Elementary School |

Data Analysis Summary

| | |
|--|--|
| | |
| | |
| | |
| | |
| | |
| | |
| | |
| | |

| | |
|--------------|--|
| LEA Name: | West Orange-Cove CISD |
| Campus Name: | West Orange Stark Elementary School |

Needs Assessment Summary and Improvement Plan

| | |
|---|--|
| Definition/Purpose: | <i>After your data analysis yields a summary of findings, the next step is to engage in the needs assessment process to identify needs and establish priorities. The 5 steps of the needs assessment include: Step 1: Establish Purpose of Needs Assessment and Establish the Team, Step 2: Gather Data, Step 3: Data Analysis, Step 4: Root Cause Analysis, Step 5: Prioritize Needs. The needs assessment process is intended to safeguard against planning or implementing strategies before the root cause of a problem is understood.</i> |
| Identified and Prioritized Needs: It is important to prioritize your needs so that your improvement plan is targeted and focused. Although a CIP/DIP is critical to overall success, this improvement plan is intended to address the specific reasons for low performance in the state accountability system. To ensure a targeted improvement plan, identify what focus areas will have the greatest impact on the reason(s) for low performance in an index, system safeguard or PBM indicator and ensure those are your prioritized needs. | |
| Need 1: | the current ELAR grade 4 score of 44% in reading and writing to meet the state standard of at least 50% |
| Need 2: | to close the gap between the current 3rd and 4 grade math score of 45% and 40% respectively to meet the state standard of 50%. |
| Need 3: | the current 5th grade score of 42% in science to meet the state standard of 50%. |
| Need 4: | |
| Need 5: | |
| | |

*****Important Notice! Upon completion of the Improvement Plan, please complete Attestation Statement at the bottom of this tab!*****

| | |
|---------------------------------|--|
| Need: | the current ELAR grade 4 score of 44% in reading |
| Index: | 3 |
| Critical Success Factor: | Improve Academic Performance, Quality Data to Drive Instruction, Leadership Effectiveness, Teacher Quality |
| Annual Goal: | Increase ELAR scores to an average of 65% |

| | |
|---------------------|--|
| LEA Name: | West Orange-Cove CISD |
| Campus Name: | West Orange Stark Elementary School |

Needs Assessment Summary and Improvement Plan

| | | |
|---|--|--|
| Strategy: | Use of effective reading comprehension strategies such as note taking, inferencing, Kilgo questioning stems, FCRR, think,-pair-share and open ended responses. Story maps, web charts and diagrams, use of foldables, student journals and writer's workshop. Use of adminisitrative walkthroughs, formal and informal assessments, AR tests, lstation, progress monitoring, fluency | |
| How will addressing this need impact the index/CSF or major system identified? | CILT meetings will increase the awareness of teachers of student performance throughout the year. Teachers will be able to assess the effectiveness of their teaching strategies | |
| Cell applies only to district submissions | | |
| Cell applies only to district submissions | | |

| | |
|---------------------|--|
| LEA Name: | West Orange-Cove CISD |
| Campus Name: | West Orange Stark Elementary School |

Needs Assessment Summary and Improvement Plan

| Interventions by Quarter | | | | | | | |
|---|--|--|----|--|----|--|--|
| Q1 (July, Aug, Sept) | | Q2 (Oct, Nov, Dec) | | Q3 (Jan, Feb, Mar) | | Q4 (Apr, May, June) | |
| To date, what actions have been taken to address Need 1? | Students have been screened through I-Station and are being assigned interventions. Curriculum has been updated to address the gaps in the data. | Q2 Goal: | | Q3 Goal: | | Q4 Goal: | |
| | | Interventions: | | Interventions: | | Interventions: | |
| | | 1) | | 1) | | 1) | |
| | | 2) | | 2) | | 2) | |
| | | 3) | | 3) | | 3) | |
| | | 4) | | 4) | | 4) | |
| | What data will be collected to monitor interventions? | What data will be collected to monitor interventions? | | What data will be collected to monitor interventions? | | What data will be collected to monitor interventions? | |
| | 1) | | 1) | | 1) | | |
| | 2) | | 2) | | 2) | | |
| | 3) | | 3) | | 3) | | |
| | 4) | | 4) | | 4) | | |

End of Quarter Reporting

| Q1 Report | Q2 Report | Q3 Report | Q4 Report |
|--|-----------|---|--|
| Are you on track to meet the annual goal? | | Are you on track to meet the annual goal? | |
| Describe the data or evidence used to determine if the goal will or won't be met. | | data or evidence used to determine if the goal will or won't be met. | Describe the data or evidence used to determine if the goal will or won't be met. |
| What, if any, adjustments must be made in order to meet the annual goal? | | What, if any, adjustments must be made in order to meet the annual goal? | What, if any, adjustments must be made in order to meet the annual goal? |

| | |
|---------------------|--|
| LEA Name: | West Orange-Cove CISD |
| Campus Name: | West Orange Stark Elementary School |

Needs Assessment Summary and Improvement Plan

| | |
|---|---|
| Need: | to close the gap between the current 3rd and 4 grade math score of 45% and 40% respectively to |
| Index: | 3 |
| Critical Success Factor: | Improve Academic Performance, Quality Data to Drive Instruction, Teacher Quality, Leadership Effectiveness |
| Annual Goal: | Increase the math score to an average of 60% |
| Strategy: | Use of mentoring minds, small group, early finisher activities, student journals, foldables, creative Mathematics by Kim Sutton, Think Through Math, Use of data from Eduphoria, Lead4Ward materials, Kilgo questioning stems, tutorials, Needs assessment testing, Use of walkthroughs by campus administrators and central office |
| How will addressing this need impact the index and CSF identified? | The use of mathematics techniques will increase the student focus and motivation of the students. Focusing on data will increase the awareness of the teachers to address |

Cell applies only to district submissions

Cell applies only to district submissions

Cell applies only to district submissions

Interventions by Quarter

| Q1 (July, Aug, Sept) | | Q2 (Oct, Nov, Dec) | | Q3 (Jan, Feb, Mar) | | Q4 (Apr, May, June) | |
|---|---|-----------------------|--|-----------------------|--|-----------------------|--|
| To date, what actions have been taken to address Need 2? | Data has been analyzed, campus plan created and implemented. A new math coach has been hired. | | | | | | |
| | | Q2 Goal: | | Q3 Goal: | | Q4 Goal: | |
| | | Interventions: | | Interventions: | | Interventions: | |

r++#2

| | |
|---------------------|--|
| LEA Name: | West Orange-Cove CISD |
| Campus Name: | West Orange Stark Elementary School |

Needs Assessment Summary and Improvement Plan

| | | | | | | | |
|----|--|--|--|--|--|--|--|
| | | 1) | | 1) | | 1) | |
| | | 2) | | 2) | | 2) | |
| | | 3) | | 3) | | 3) | |
| | | 4) | | 4) | | 4) | |
| | | What data will be collected to monitor interventions? | | What data will be collected to monitor interventions? | | What data will be collected to monitor interventions? | |
| 1) | | 1) | | 1) | | | |
| 2) | | 2) | | 2) | | | |
| 3) | | 3) | | 3) | | | |
| 4) | | 4) | | 4) | | | |

| | |
|---------------------|--|
| LEA Name: | West Orange-Cove CISD |
| Campus Name: | West Orange Stark Elementary School |

Needs Assessment Summary and Improvement Plan

| End of Quarter Reporting | | | | | | |
|--------------------------|---|--|---|--|---|--|
| Q1 Report | Q2 Report | | Q3 Report | | Q4 Report | |
| | Are you on track to meet the annual goal? | | Are you on track to meet the annual goal? | | Are you on track to meet the annual goal? | |
| | Describe the data or evidence used to determine if the goal will or won't be met. | | Describe the data or evidence used to determine if the goal will or won't be met. | | Describe the data or evidence used to determine if the goal will or won't be met. | |
| | What, if any, adjustments must be made in order to meet the annual goal? | | What, if any, adjustments must be made in order to meet the annual goal? | | What, if any, adjustments must be made in order to meet the annual goal? | |

| | |
|---------------------------------|--|
| Need: | To close the gap between the current 5th grade score of 42% in science to meet the state standard of 50%. |
| Index: | 3 |
| Critical Success Factor: | Improve Academic Performance, Quality Data to Drive Instruction, Leadership Effectiveness, Teacher Quality |
| Annual Goal: | To increase the science score to the meet or exceed the state average. |

| | |
|---------------------|--|
| LEA Name: | West Orange-Cove CISD |
| Campus Name: | West Orange Stark Elementary School |

Needs Assessment Summary and Improvement Plan

| | | |
|---|---|--|
| Strategy: | Utilize the revised science curriculum. Use of science labs, AIMS activities, Science Expo and Night, Robotics. Use the Eduphoria program to review data such as grades, attendance, periodic assessments to monitor and adjust the teaching strategies used. Provide additional professional development for teachers, PLC time, peer to peer professional development, PD360, Modeled lessons, utilization of CILT. | |
| How will addressing this need impact the index and CSF identified? | teacher, administrator to teacher and teacher to student will increase the focus on the student and strategies necessary to improve instruction and | |
| Cell applies only to district submissions | | |
| Cell applies only to district submissions | | |
| Cell applies only to district submissions | | |

r++#E

| | |
|---------------------|--|
| LEA Name: | West Orange-Cove CISD |
| Campus Name: | West Orange Stark Elementary School |

Needs Assessment Summary and Improvement Plan

| Interventions by Quarter | | | | | | | |
|---|--|---|----|---|----|---|--|
| Q1 (July, Aug, Sept) | | Q2 (Oct, Nov, Dec) | | Q3 (Jan, Feb, Mar) | | Q4 (Apr, May, June) | |
| To date, what actions have been taken to address Need 3? | Region V has already made one of five visits to the elementary science classes to observe and offer guidance. We are collaborating with the Service Center this year for guidance in elementary science. | Q2 Goal: | | Q3 Goal: | | Q4 Goal: | |
| | | Interventions: | | Interventions: | | Interventions: | |
| | | 1) | | 1) | | 1) | |
| | | 2) | | 2) | | 2) | |
| | | 3) | | 3) | | 3) | |
| | | 4) | | 4) | | 4) | |
| | | What data will be collected to monitor interventions? | | What data will be collected to monitor interventions? | | What data will be collected to monitor interventions? | |
| | 1) | | 1) | | 1) | | |
| | 2) | | 2) | | 2) | | |
| | 3) | | 3) | | 3) | | |
| | 4) | | 4) | | 4) | | |
| End of Quarter Reporting | | | | | | | |
| Q1 Report | | Q2 Report | | Q3 Report | | Q4 Report | |
| | | Are you on track to meet the annual goal? | | Are you on track to meet the annual goal? | | Are you on track to meet the annual goal? | |
| | | Describe the data or evidence used to determine if the goal will or won't be met. | | Describe the data or evidence used to determine if the goal will or won't be met. | | Describe the data or evidence used to determine if the goal will or won't be met. | |
| | | What, if any, adjustments must be made in order to meet the annual goal? | | What, if any, adjustments must be made in order to meet the annual goal? | | What, if any, adjustments must be made in order to meet the annual goal? | |

| | |
|---------------------|--|
| LEA Name: | West Orange-Cove CISD |
| Campus Name: | West Orange Stark Elementary School |

Needs Assessment Summary and Improvement Plan

| | |
|---|--|
| Need: | |
| Index: | |
| Critical Success Factor: | |
| Annual Goal: | |
| Strategy: | |
| How will addressing this need impact the index and CSF identified? | |

| |
|--|
| Cell applies only to district submissions |
| Cell applies only to district submissions |
| Cell applies only to district submissions |

Interventions by Quarter

| Q1 (July, Aug, Sept) | | Q2 (Oct, Nov, Dec) | | Q3 (Jan, Feb, Mar) | | Q4 (Apr, May, June) | |
|---|----|--|----|--|----|--|--|
| To date, what actions have been taken to address Need 4? | | Q2 Goal: | | Q3 Goal: | | Q4 Goal: | |
| | | Interventions: | | Interventions: | | Interventions: | |
| | | 1) | | 1) | | 1) | |
| | | 2) | | 2) | | 2) | |
| | | 3) | | 3) | | 3) | |
| | | 4) | | 4) | | 4) | |
| | | What data will be collected to monitor interventions? | | What data will be collected to monitor interventions? | | What data will be collected to monitor interventions? | |
| | 1) | | 1) | | 1) | | |
| | 2) | | 2) | | 2) | | |
| | 3) | | 3) | | 3) | | |
| | 4) | | 4) | | 4) | | |

r++#j

| | |
|--------------|--|
| LEA Name: | West Orange-Cove CISD |
| Campus Name: | West Orange Stark Elementary School |

Needs Assessment Summary and Improvement Plan

| End of Quarter Reporting | | | | | |
|--------------------------|---|--|---|--|---|
| Q1 Report | Q2 Report | | Q3 Report | | Q4 Report |
| | Are you on track to meet the annual goal? | | Are you on track to meet the annual goal? | | Are you on track to meet the annual goal? |
| | Describe the data or evidence used to determine if the goal will or won't be met. | | Describe the data or evidence used to determine if the goal will or won't be met. | | Describe the data or evidence used to determine if the goal will or won't be met. |
| | What, if any, adjustments must be made in order to meet the annual goal? | | What, if any, adjustments must be made in order to meet the annual goal? | | What, if any, adjustments must be made in order to meet the annual goal? |

| | |
|--|--|
| Need: | |
| Index: | |
| Critical Success Factor: | |
| Annual Goal: | |
| Strategy: | |
| How will addressing this need impact the index and CSF identified? | |

Cell applies only to district submissions

Cell applies only to district submissions

Cell applies only to district submissions

| | |
|---------------------|--|
| LEA Name: | West Orange-Cove CISD |
| Campus Name: | West Orange Stark Elementary School |


Needs Assessment Summary and Improvement Plan

| Interventions by Quarter | | | | | | | |
|--|-----------------------|--|-----------------------|--|-----------------------|--|--|
| Q1 (July, Aug, Sept) | | Q2 (Oct, Nov, Dec) | | Q3 (Jan, Feb, Mar) | | Q4 (Apr, May, June) | |
| To date, what actions have been taken to address Need 5? | Q2 Goal: | | Q3 Goal: | | Q4 Goal: | | |
| | Interventions: | | Interventions: | | Interventions: | | |
| | 1) | | 1) | | 1) | | |
| | 2) | | 2) | | 2) | | |
| | 3) | | 3) | | 3) | | |
| | 4) | | 4) | | 4) | | |
| What data will be collected to monitor interventions? | | What data will be collected to monitor interventions? | | What data will be collected to monitor interventions? | | What data will be collected to monitor interventions? | |
| 1) | | 1) | | 1) | | | |
| 2) | | 2) | | 2) | | | |
| 3) | | 3) | | 3) | | | |
| 4) | | 4) | | 4) | | | |
| End of Quarter Reporting | | | | | | | |
| Q1 Report | | Q2 Report | | Q3 Report | | Q4 Report | |
| Are you on track to meet the annual goal? | | Are you on track to meet the annual goal? | | Are you on track to meet the annual goal? | | Are you on track to meet the annual goal? | |
| Describe the data or evidence used to determine if the goal will or won't be met. | | Describe the data or evidence used to determine if the goal will or won't be met. | | Describe the data or evidence used to determine if the goal will or won't be met. | | Describe the data or evidence used to determine if the goal will or won't be met. | |
| What, if any, adjustments must be made in order to meet the annual goal? | | What, if any, adjustments must be made in order to meet the annual goal? | | What, if any, adjustments must be made in order to meet the annual goal? | | What, if any, adjustments must be made in order to meet the annual goal? | |

r++#©

| | |
|---------------------|--|
| LEA Name: | West Orange-Cove CISD |
| Campus Name: | West Orange Stark Elementary School |


Needs Assessment Summary and Improvement Plan



11/11/11

| | |
|---------------------|--|
| LEA Name: | West Orange-Cove CISD |
| Campus Name: | West Orange Stark Elementary School |


Needs Assessment Summary and Improvement Plan



| | |
|--------------|--|
| LEA Name: | West Orange-Cove CISD |
| Campus Name: | West Orange Stark Elementary School |


Needs Assessment Summary and Improvement Plan

rt+H




| | |
|---------------------|--|
| LEA Name: | West Orange-Cove CISD |
| Campus Name: | West Orange Stark Elementary School |

Needs Assessment Summary and Improvement Plan



| | |
|---------------------|--|
| LEA Name: | West Orange-Cove CISD |
| Campus Name: | West Orange Stark Elementary School |

Needs Assessment Summary and Improvement Plan



r++#A


| | |
|---------------------|--|
| LEA Name: | West Orange-Cove CISD |
| Campus Name: | West Orange Stark Elementary School |

Needs Assessment Summary and Improvement Plan

r++#É

| | |
|---------------------|--|
| LEA Name: | West Orange-Cove CISD |
| Campus Name: | West Orange Stark Elementary School |

Needs Assessment Summary and Improvement Plan



| | |
|--------------|--|
| LEA Name: | West Orange-Cove CISD |
| Campus Name: | West Orange Stark Elementary School |

Needs Assessment Summary and Improvement Plan



| | |
|------------------------|-------------------------------------|
| Attestation Statement: | <input checked="" type="checkbox"/> |
|------------------------|-------------------------------------|

| | |
|--------------|----------------------------|
| LEA Name: | st Orange-Cove CISD |
| Campus Name: | ge Stark Elementary School |

Corrective Action Plan

Instructions

The LEA must include **new (LEA has not yet received Agency notification), current (within one year of Agency notification), and/or continuing noncompliance (noncompliance has exceeded one year) in this CAP.** The LEA must conduct monitoring to determine the progress of implementation of the CAP, provide updates to the TEA regarding CAP implementation, and submit documents verifying implementation of corrective actions upon request.

The LEA is required to correct any noncompliance items as soon as possible, but in no case may the correction take longer than one calendar year from the date of identification of noncompliance. Failure to correct noncompliance within required timelines will result in elevated interventions or sanctions as referenced in 19 Texas Administrative Code (TAC) §89.1076, Interventions and Sanctions, and §97.1071, Special Program Performance; Intervention Stages. Continuing noncompliance for special education will impact a district's special education determination status as issued by the Texas Education Agency (TEA) under 34 Code of Federal Regulations (CFR) §300.608(a).

Sources of Noncompliance

- | | |
|--|---|
| <ul style="list-style-type: none"> 1. Sustained complaint allegations 2. Adverse Due Process Hearing decisions 3. Current Focused Data Analysis, Program Effectiveness Review, LEA Public Meeting, and/or Compliance Review 4. Noncompliance identified as a result of On-Site visit | <ul style="list-style-type: none"> 5. Continuing noncompliance issue 6. Noncompliance identified as result of review of documentation by TEA 7. Noncompliance identified as a result of Nonpublic Review 8. State Performance Plan (SPP) reporting of data (identify SPP indicator) |
|--|---|

| Source of Noncompliance <small>(# of source listed above)</small> | Status of Noncompliance | Original Date of Agency Notification <small>(Noncompliance must be corrected within one year)</small> | Areas of Noncompliance <small>Enter the topic and specific legal reference from the CFR, TEC, or TAC.</small> | Corrective Actions (CAs) | Personnel Responsible | Timeline for Implementation |
|--|-------------------------|--|--|--------------------------|-----------------------|-----------------------------|
| Select | | | | | | |
| Select | | | | | | |
| Select | | | | | | |
| Select | | | | | | |
| Select | | | | | | |
| Select | | | | | | |
| Select | | | | | | |
| Select | | | | | | |
| Select | | | | | | |
| Select | | | | | | |
| Select | | | | | | |
| Select | | | | | | |
| Select | | | | | | |
| Select | | | | | | |
| Select | | | | | | |
| Select | | | | | | |
| Select | | | | | | |
| Select | | | | | | |
| Select | | | | | | |
| Select | | | | | | |
| Select | | | | | | |
| Select | | | | | | |
| Select | | | | | | |
| Select | | | | | | |
| Select | | | | | | |

