

Executive Summary Finance Committee Meeting

DATE: November 21, 2024

TOPIC: Comprehensive District Software Inventory Report

PREPARED BY: Jordan Stephen

Recommended for:

- Action
- Discussion
- Information

Purpose/Background:

The purpose of this report and presentation is to provide a comprehensive overview of the various software packages, applications and websites that are utilized within Lincolnwood School District. This report goes beyond the general summary of numbers, but provides a thorough understanding of all of our software assets.

The updated charts and graphs provide information such as software titles, brief descriptions, and yearly cost increases. It is important to consider many external factors such as inflation that may contribute to increases in software costs. These titles are divided into four main categories, which include: Curriculum Tools, Supplemental Software, Assessment Tools, and Technology Operations.

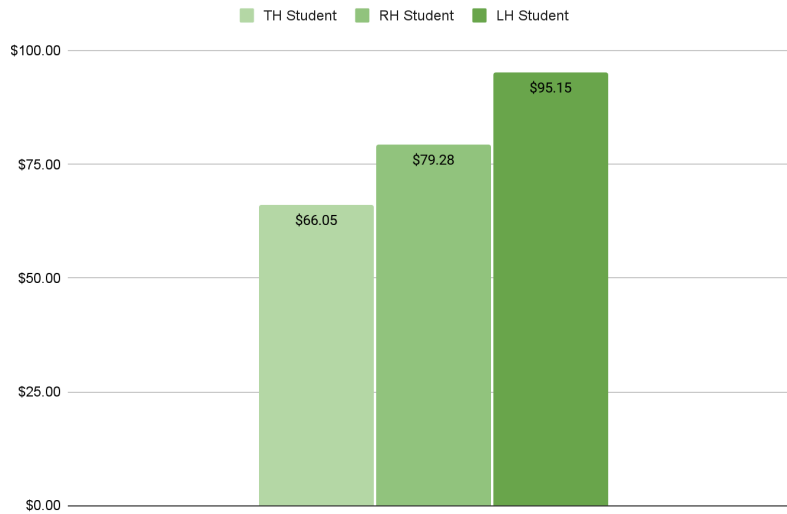
Curriculum Tools:

These software packages, even if acquired through different departments like Mathematics, Science, or Language Arts, all have significant technology components and are especially important, given our one-to-one personal learning device program, which extends throughout the District.

CORE CURRICULUM SOFTWARE			24-25	23-24
Amplify Science 6-8	Science Curriculum	100%	\$22,006.00	\$0.00
Carnegie Learning Math 6-8	Math Curriculum	0%	\$17,714.33	\$17,714.33
Carnegie Learning Math 3-5	Math Curriculum	100%	\$19,477.00	\$0.00
Carnegie Learning Math K-2	Math Curriculum	100%	\$19,477.00	\$0.00
EntreCulturas 1 by Wayside Publishing	Foreign Language	0%	\$7,294.00	\$7,294.00
Everyday Math ConnectED 4th edition	Math Curriculum		\$0.00	\$0.00
Everyday Speech	ELA Curriculum	0%	\$1,343.96	\$1,344.00
IMPACT Social Studies Grade 3 by McGraw-Hill	Social Science	0%	\$1,455.00	\$1,455.00
IMPACT Social Studies Grade 4 by McGraw-Hill	Social Science	0%	\$1,861.00	\$1,861.00
IMPACT Social Studies Grade 5 by McGraw-Hill	Social Science	0%	\$2,066.00	\$2,066.00
iScience Earth & Space by McGraw-Hill	Science Materials		\$0.00	\$5,000.00
iScience Life by McGraw-Hill	Science Materials		\$0.00	\$5,000.00
iScience Physical by McGraw-Hill	Science Curriculum		\$0.00	\$5,425.00
Mystery Science RH	Science Curriculum	0%	\$1,295.00	\$1,295.00
Mystery Science TH	Science Curriculum	0%	\$1,295.00	\$1,295.00
Number Worlds by McGraw-Hill	Math Curriculum		\$0.00	\$0.00
Pearson Easy Bridge for Realize	ELA Curriculum		\$0.00	\$0.00
PLTW (Project Lead The Way)	STEM Curriculum	0%	\$2,850.00	\$2,850.00
Quaver Ed	Music Curriculum	-64%	\$900.00	\$2,500.00
Second Step	SEL Curriculum	41%	\$7,785.00	\$4,574.67
Voices and Perspectives Grade 6 by McGraw-Hill	ELA Curriculum	0%	\$2,290.00	\$2,290.00
Voices and Perspectives Grade 7 by McGraw-Hill	ELA Curriculum	0%	\$2,900.00	\$2,900.00
Voices and Perspectives Grade 8 by McGraw-Hill	ELA Curriculum	0%	\$3,000.00	\$3,000.00
SUBTOTAL			\$93,003.29	\$68,363.00

Overall Per Student Curriculum Costs:

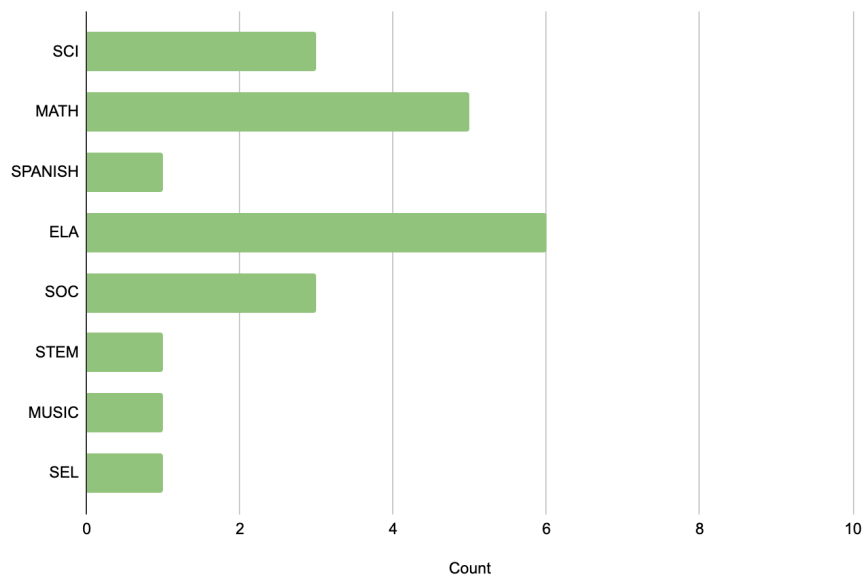
These curriculum software packages average out to the following estimated costs for the students within the three schools. Please note that these costs are estimated as this is based strictly upon enrollment data and could vary depending on student schedules. These estimated costs include both packages that are essential to access resources at the individual school, along with package costs that are part of a district subscription.



Number of Curriculum Packages / Titles:

The following information details the number of software packages we are managing to help support the various curriculum categories.

Core Curriculum Software Package Breakdown



Assessment Tools:

These software packages are used by the District to gather information on student growth and achievement as well as mandated packages, required by the Illinois State Board of education, to pull student data on Mathematics, Science, and Language Arts performance.

ASSESSMENT SOFTWARE			24-25	23-24
Fastbridge	RENEWED - INFLATION PRICE INCREASE	5%	\$7,434.07	\$7,080.00
FitnessGram by Human Kinetics	RENEWED AND KEPT PRICES THE SAME			\$399.00
ISBE ISA TESTING PLATFORM	NO COST		\$0.00	\$0.00
MAP by NWEA	RENEWED WITH MULTI YEAR DISCOUNTS	0%	\$15,164.10	\$15,164.10
Pearson Access Next for PARCC	NO COST		\$0.00	\$0.00
SUBTOTAL			\$22,598.17	\$22,643.10

Overall Per Student Costs for Assessments Tools.

The overall cost per student for assessment software remains at \$18.29 per student. This is due to stability in pricing and looking at multi year pricing models.

Supplemental Software:

These software packages are used by teachers and students to reinforce concepts, enhance skills, or cover specific skill areas which our current curriculum may lack. Some titles listed here may also target supplemental resources to specific student populations, such as Special Education or English Language Learners (EL), or used for intervention purposes.

SUPPLEMENTAL SOFTWARE	ACTIONS TAKEN		24-25	23-24
AutoDesk	PART OF PROJECT LEAD THE WAY CURRICULUM - NO COST		\$0.00	\$0.00
BoardMaker Online	ONLY BEING USED FOR SPECIAL ED STUDENT NEEDS		\$0.00	\$0.00
Bookflix	RENEWED SAME PRICE	0%	\$1,195.00	\$1,195.00
BrainPop.	RENEWED - INFLATION PRICE INCREASE	9%	\$7,371.00	\$6,696.00
BrainPop. Jr.	RENEWED - INFLATION PRICE INCREASE	10%	\$2,268.00	\$2,052.00
BrainPop. ELL	PILOT IN 2024 - ADDING TO RUTLEDGE HALL TO SUPPORT EL LEARNERS	100%	\$911.00	\$0.00
Breakout EDU	RENEWED SAME PRICE	0%	\$99.00	\$99.00
Britannica Encyclopedia	INFLATION COST INCREASE	25%	\$1,000.00	\$750.00
Culturegrams by ProQuest	REVIEWING USAGE AND LIKE TOOLS FOR 22-23 YEAR	3%	\$1,354.00	\$1,308.00
EdPuzzle			\$0.00	\$0.00
Facts4Me	USED NEW PRICING MODEL TO EXTEND SUBSCRIPTION	31%	\$144.50	\$100.00
Flipgrid			\$0.00	\$0.00
Flocabulary	RENEWED - INFLATION PRICE INCREASE	9%	\$3,696.00	\$3,360.00
Formative	NEGOTIATED PRICE FOR ADDITIONAL SAVING	-19%	\$3,515.89	\$4,200.00

Gim Kit			\$0.00	\$0.00
Gizmos Teaching and Learning			\$0.00	\$0.00
GoNoodle			\$0.00	\$0.00
Heggerty	NEW SUBSCRIPTION OF RESOURCES ADDED TO TODD HALL	100%	\$89.00	\$0.00
IXL ELA GR 6-8	MULTI YEAR AGREEMENT	0%	\$4,250.00	\$4,250.00
IXL Math & ELA GR 6-8 (+25 Stu)	MULTI YEAR AGREEMENT	0%	\$387.66	\$387.66
IXL RH Math & ELA GR 2-5	MULTI YEAR AGREEMENT	0%	\$8,137.66	\$8,137.66
IXL RH Math & ELA GR 1	MULTI YEAR AGREEMENT	0%	\$1,627.33	\$1,627.33
Jolly Phonics		0%	\$300.00	\$300.00
Kahoot			\$0.00	\$0.00
Khan Academy / Kids			\$0.00	\$0.00
Language Live	RENEWED AND KEPT PRICES THE SAME	0%	\$3,724.60	\$3,724.60
Learning A-Z - Raz Plus	INFLATION COST INCREASE PLUS ADDED RESOURCES TO NEW POSITIONS	13%	\$7,230.00	\$6,318.00
Learning A-Z - Raz Plus ELL	INFLATION COST INCREASE PLUS ADDED RESOURCES TO NEW POSITIONS	17%	\$504.00	\$420.00
Learning A-Z - Raz-Kids	MIGRATED TO RAZ PLUS - BETTER DEAL		\$0.00	\$0.00
Learning A-Z - Reading A-Z	MIGRATED TO RAZ PLUS - BETTER DEAL		\$0.00	\$0.00
Learning A-Z - Vocab A-Z	INFLATION PLUS ADDED RESOURCES TO NEW POSITIONS	3%	\$2,904.00	\$2,808.00
Lego Mindstorms NXT Robotics			\$0.00	\$0.00
LessonPix		0%	\$295.00	\$295.00
MyNGConnect by Cengage Inside	RENEWED FOR 22-28 SCHOOL YEAR	0%	\$1,125.93	\$1,125.93
Nearpod	MIGRATED SUBSCRIPTION FROM DISTRICT TO INDIVIDUALS	-87%	\$1,200.00	\$9,275.00
Neptune Navigate	RENEWED SAME PRICE	0%	\$1,750.00	\$1,750.00
NewsELA	RENEWED - INFLATION PRICE INCREASE	9%	\$7,721.12	\$7,020.00
Novel Effect		24%	\$25.00	\$19.00
Pebble Go! by Capstone	RENEWED AT SAME PRICE	0%	\$1,200.00	\$1,200.00
Quizlet - Flashcards & Study Tools			\$0.00	\$0.00
Rosetta Stone	DETERMINED ON LICENSING NEEDS FOR DISTRICT	0%	\$3,250.00	\$3,250.00
Scholastic - Storyworks Jr.	PREVIOUS YEARS COST DATA UNKNOWN	100%	\$4,083.80	\$0.00
Sibelius			\$0.00	\$0.00
StarFall	MULTI YEAR AGREEMENT		\$0.00	\$533.00
Typing Club	MULTI YEAR AGREEMENT		\$0.00	\$3,000.00
Vex ROBOTC	PART OF PROJECT LEAD THE WAY CURRICULUM - NO COST		\$0.00	\$0.00
XtraMath Premium	RENEWED SAME PRICE AND ADDED USERS TO RESOURCE	0%	\$500.00	\$500.00
Writable, Inc	RENEWED - INFLATION PRICE INCREASE	9%	\$3,480.00	\$3,168.00
Zaner-Bloser	PART OF K-2 CURRICULUM		\$0.00	\$0.00
SUBTOTAL			\$75,339.49	\$81,189.18

Overall Per Student Supplemental Software Costs:

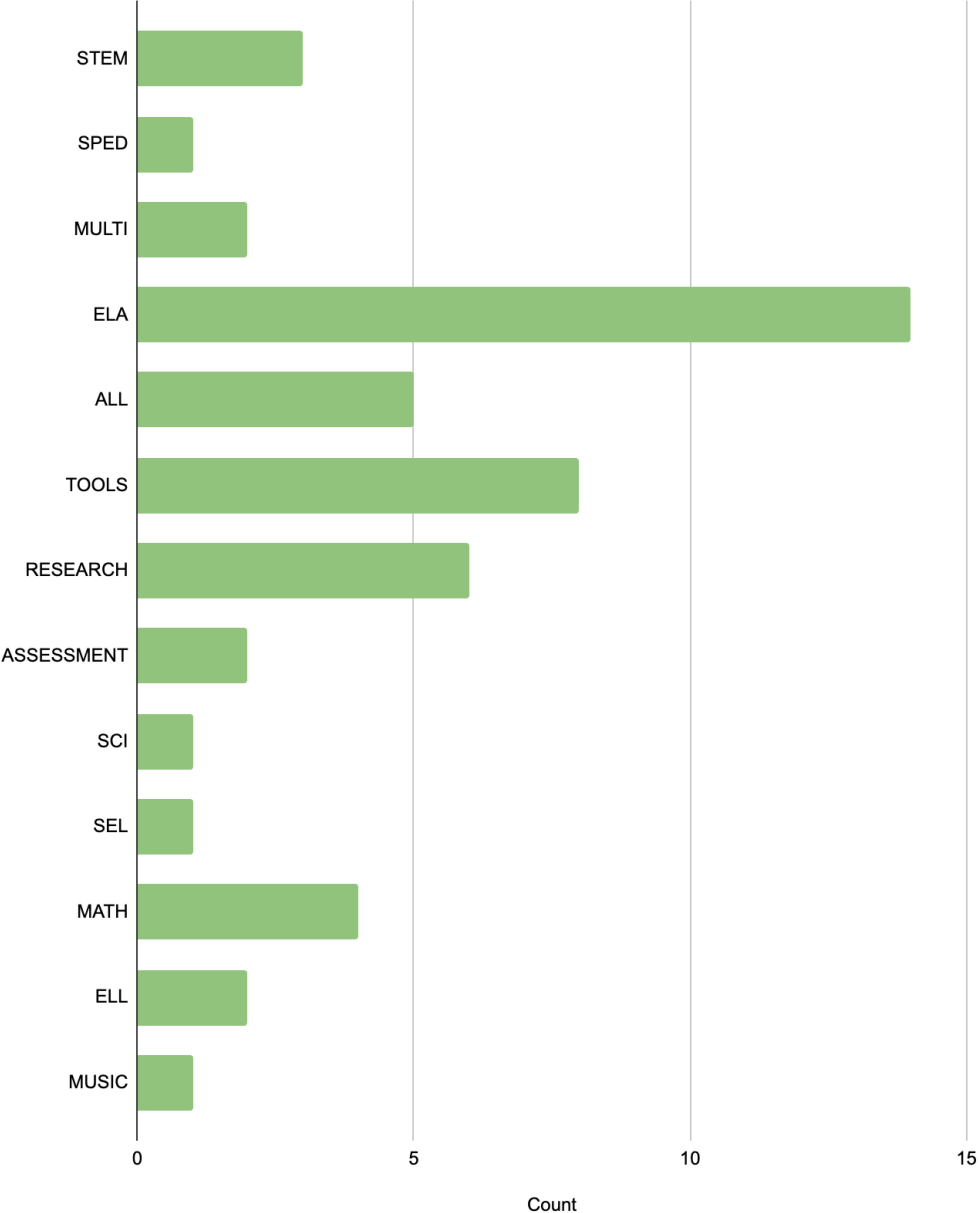
These supplemental software packages average out to the following estimated costs for the students within the three schools. Please note that these costs are estimated as this is based strictly upon enrollment data and could vary depending on student schedules. These estimated costs include both packages that would be essential to access resources at the individual school, along with package costs that would be part of a district subscription.



Number of Supplemental Software Packages / Titles:

The following information details the number of software packages we are managing to help support the various curriculum categories.

Supplemental Software Package Breakdown



Technology Operations:

This category covers software purchased for the operational needs of the school and District, individual purchases solely related to the upkeep and operation of the technology systems, and software used by all students and faculty.

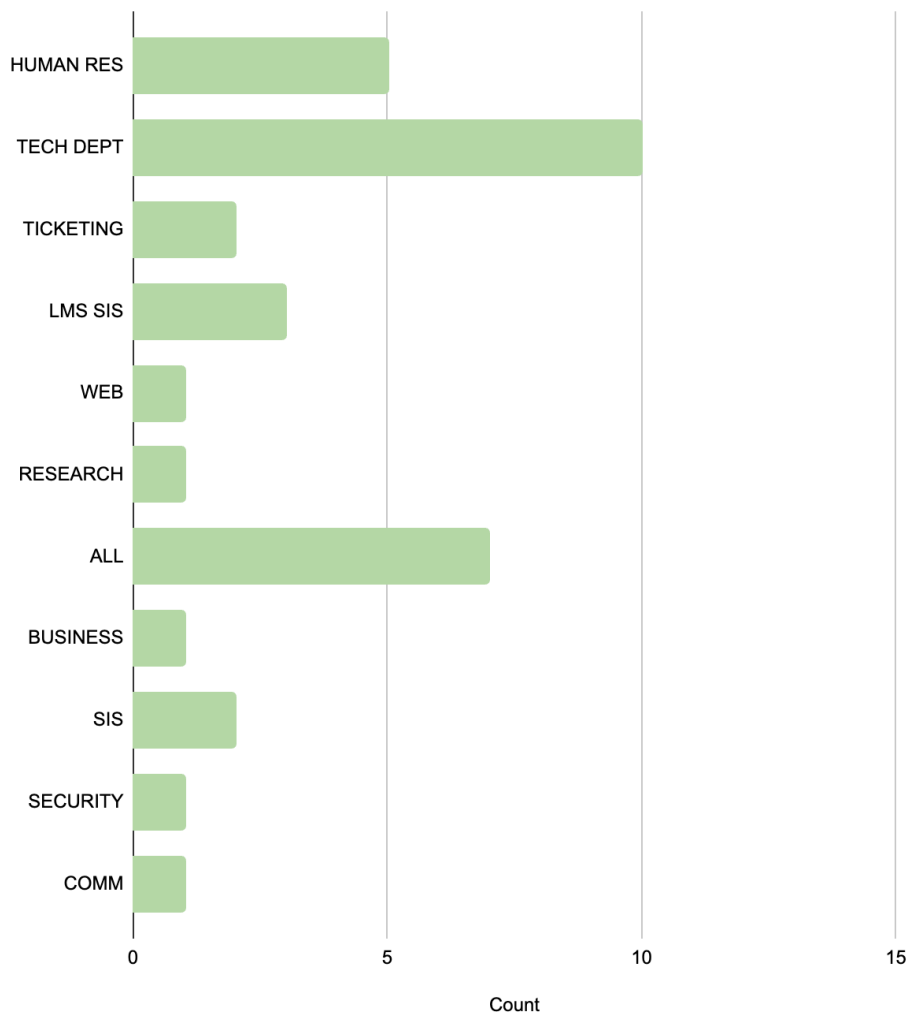
TECH DEPARTMENT PURCHASES			24-25	23-24
Adobe Suite Software	RENEWED AND KEPT PRICES THE SAME	0%	\$350.00	\$350.00
Aesop by Frontline Absence Management	MULTI YEAR AGREEMENT	4%	\$4,438.66	\$4,247.50
Aesop by Frontline Applicant Tracking	MULTI YEAR AGREEMENT	4%	\$1,853.50	\$1,782.21
Apple School Manager	FREE FOR EDU CLIENTS		\$0.00	\$0.00
Brightly /SchoolDude Maint	TOOK ADVANTAGE OF NEW PRICING STRUCTURE	-22%	\$6,785.67	\$8,594.00
Bright Arrow	NEW MASS MESSAGING SYSTEM	100%	\$3487.50	\$0.00
Carbon Copy Cloner from Bombich	NO LONGER NEEDED		\$0.00	\$29.00
Classlink	POSSIBLY CAN NEGOTIATE NEW 3 YEAR PLAN FOR ADDITIONAL SAVING	3%	\$5,818.00	\$5,666.00
File Maker Maintenance	NOT NEEDED DISTRICT OWNS SOFTWARE		\$0.00	\$0.00
Final Site/BlackBoard	BLACKBOARD NOW KNOW AS FINALSITE	8%	\$2,429.00	\$2,229.00
Follett/Destiny	RENEWED - INFLATION PRICE INCREASE	9%	\$5,043.00	\$4,600.00
Gaggle Archiving	REVIEW USAGE AND ACCOUNTS	0%	\$3,510.00	\$3,505.00
Genuity	REPLACEMENT FOR IT DIRECT SAVING	0%	\$329.00	\$329.00
Go Daddy	CERTIFICATES FOR SERVERS 3YR PLAN	0%	\$0.00	\$1,000.00
Google- GAFE	FREE FOR EDU CLIENTS		\$0.00	\$0.00
Imagetec Printer Lease	MULTI YEAR AGREEMENT	0%	\$50,080.00	\$50,080.00
Infinitec	NO COST		\$0.00	\$0.00
iVisions			\$0.00	\$0.00
JAMF Suite	RENEWED AT LOWER PRICE WITH SIMPLIFIED SUPPORT OPTIONS	-42%	\$8,250.00	\$13,509.00
JotForm for New Employees	NO COST		\$0.00	\$0.00
Lincolnwood Public Library	NO COST		\$0.00	\$0.00
MealViewer Digital Suite	RENEWED AND KEPT PRICES THE SAME	0%	\$1,470.00	\$1,470.00
Meraki Licensing			\$0.00	\$0.00
Microsoft Office 16			\$0.00	\$0.00
PowerSchool Maintenance and Support	RENEWED - INFLATION PRICE INCREASE	7%	\$8,756.06	\$8,102.00
PowerSchool Registration	RENEWED - INFLATION PRICE INCREASE	7%	\$12,486.68	\$11,563.00
Raptor	RENEWED - INFLATION PRICE INCREASE	5%	\$3,300.00	\$3,125.00
Schoology Enterprise	RENEWED - INFLATION PRICE INCREASE	7%	\$5,246.35	\$4,875.00
Seesaw	RENEWED - INFLATION PRICE INCREASE	5%	\$3,276.00	\$3,120.00
SignUp Genius	RENEWED AT LOWER PRICE	0%	\$485.00	\$485.00
SMORE	RENEWED AND KEPT PRICES AT SAME PRICE	0%	\$180.00	\$180.00
Total K 12/POS+ Lunch System			\$0.00	\$0.00

Veeam Support Maintenance Renewal	MULTI YEAR AGREEMENT			\$0.00
Vimeo WRH WLH	RENEWED AND KEPT PRICES AT SAME PRICE	0%	\$84.00	\$84.00
Zoom	RENEWED SAME PRICE AND ADDED USERS TO RESOURCE	38%	\$480.00	\$300.00
SUBTOTAL			\$124,650.92	\$129,224.71

Number of Curriculum Packages:

The following information details the number of software packages we are managing to help support the various curriculum categories.

Tech Department Breakdown



Inventory of IOS Applications

Last year included a section that reported on an overview of the iOS applications that are currently being used within our School District. Again, these are differentiated from our paid subscriptions, as iOS iPad apps are typically a one-time purchase. During the 2024-2025 school year, the District **did not add any** notable applications to our inventory, other than the specific packages that were required to support the Amplify Science curriculum package. These required additions did not add any additional costs to our budgets.

Conclusion

While costs keep rising, it is important to remember that there are a number of economic factors that contribute to these changes. Behind each piece of software or service, there are costs to consider for personnel, infrastructure equipment, utilities, insurance, etc. As a team, we continue to attempt to keep these under control by utilizing several measures:

- **Removal of Unused Software:** Products that are no longer in use have been phased out or removed.
- **Reduction in Subscription:** The team has reviewed products that are in use by many staff members, but not to justify a full District subscription.
- **Cost Reduction Strategies:** The team has implemented cost reduction strategies, such as renegotiating contracts for more favorable terms and using databases only during school hours to avoid unnecessary expenses.
- **Product Substitution:** The discontinuation of certain software products, favoring more cost-effective alternatives.
- **Redesigned Software Application Process:** This revised process allows teachers to fill out an online form which requires a bit more research and includes a more stringent questioning approach.

Fiscal Impact:

N/A

Recommendation:

Should you have any questions or require further discussion on this report, please do not hesitate to contact our Tech Department at any time. We are here to provide any clarification or insights needed.

HIGHLIGHTS:

Curriculum Highlights:

- There was an overall increase in the budget to the Curriculum materials
- New additions included:
 - Amplify Science: +\$20K
 - Carnegie Math: Added K-2 Students
 - Carnegie Math: Added 3-5 Students
 - Year 2 for grades 6-8: +\$20K
- Removed My Math by McGraw Hill
- Streamlined Music Curriculum Offerings Quaver Ed
- Added Mystery Writing as a Pilot Program to review resources - \$0.00

Supplemental Highlights:

- Small Changes, Big Impact
- The district successfully kept costs in check despite inflation
- Currently spending less money at this time than last year
- Saw some increases in price due to additional resources being allocated to new staff members
 - Learning A-Z Products
 - Brainpop EL - Added to support students
- Added smaller items for single teachers to share digital resources across grade levels
 - Heggerty as an ELA supplement
- License Adjustments: Shifted from district-wide licenses to individual licenses for underused apps
 - Nearpod - saved \$8000
- Pricing Renegotiations: New deals following mergers, resulting in optimized costs for various products
 - Formative (now owned by Newsela) - saved \$800

Tech Department (District) Highlights:

- Pricing Negotiations - Negotiated with vendors to honor new, lower-tier pricing structures for contracts
 - Brightly software changed to take advantage of new pricing - saved \$2000
- Specific support agreements for software were removed to streamline contracts
 - JAMF Management subscription was changed - saved \$5200
- Added individual subscriptions and continued to manage Zoom subscriptions for district use
 - Zoom software