



Transportation Annual Report

New Berlin CUSD #16

Seth Hill, Transportation Director

For Current Year Department Data

For Year 2021 – 2022 (Graphs and Claim Data)

Transportation Department

Fleet

- District currently owns 21 buses
 - 18 - 71 Passenger
 - 3 - 14 Passenger
 - All buses are limited to 50% capacity
- Age of Fleet
 - Oldest is 2015
 - Newest is 2023
- Avg. Cost per Bus
 - New \$144,787

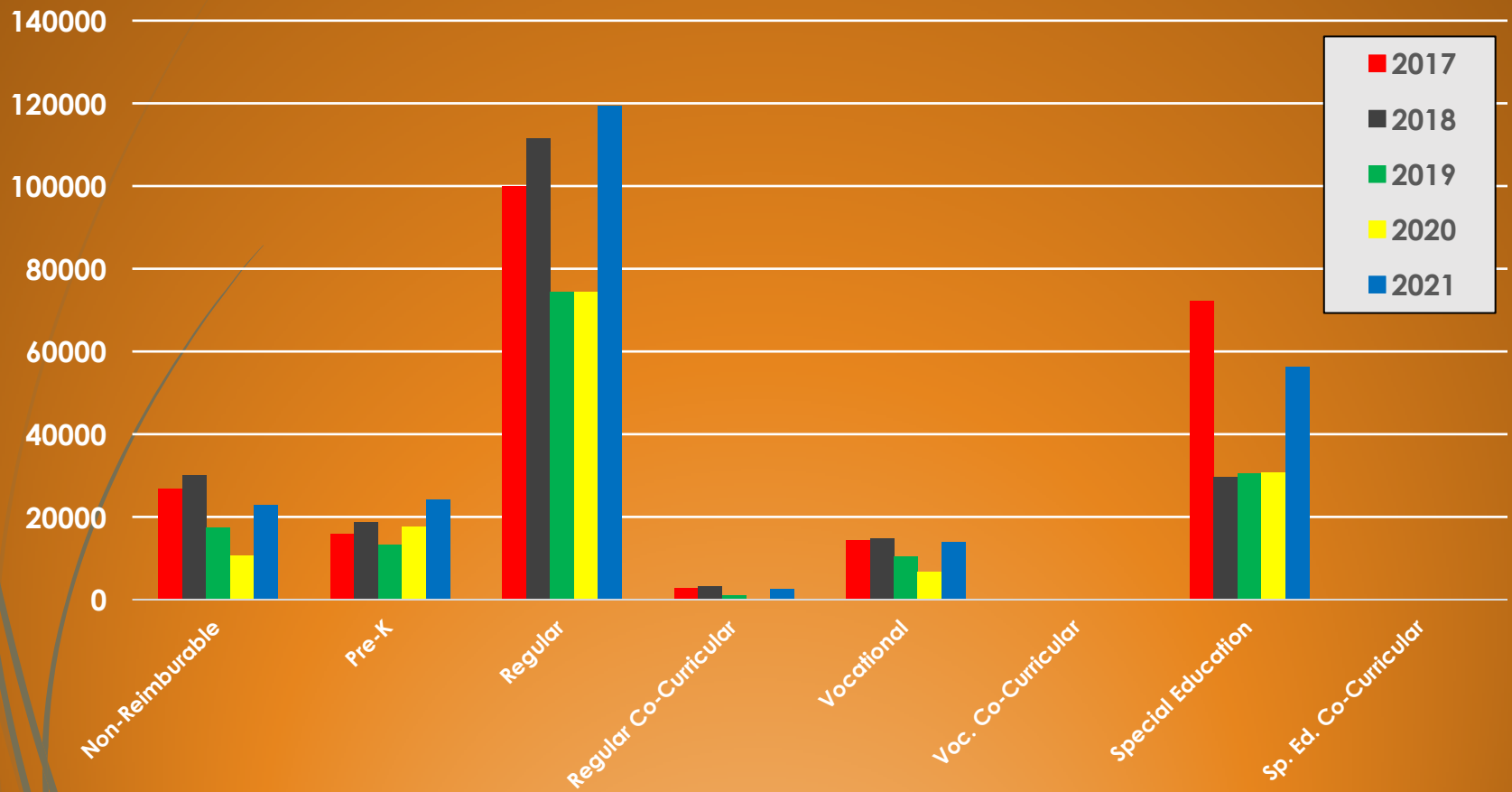
Personnel

- 20 Drivers (Train. Cord. & Office Manager)
- 8 Bus Monitors
- 1 Assistant Transportation Director / Mechanic
- 1 Director
- Longevity = 1-15 years

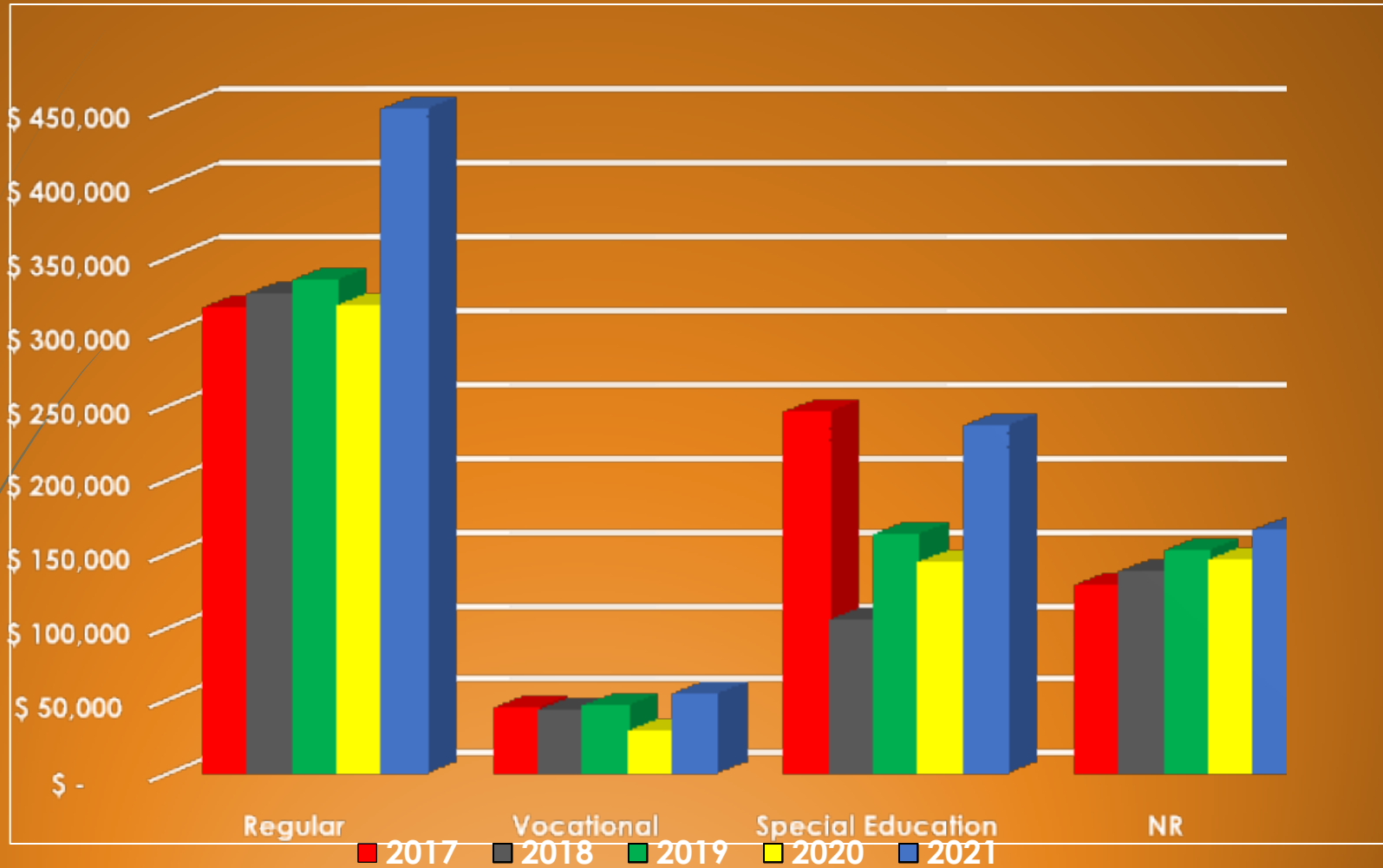
➤ Routes (38 total)

- Regular Routes
 - (to/from campus schools)
 - 12 AM & PM
- Pre-K Routes
 - Morning Students
 - Ride regular route to school
 - 3 mid-day routes from school
 - Afternoon Students
 - 2 mid-day routes to school
 - Ride regular route from school
- Special Routes
 - 2 - SASSED Central (To and From)
 - 1 - CACC (To and From)
 - 1 - Safe School (To and From)
 - 1 - YMCA (To and From)
 - 1 – From SASSED to JC Collision

Transportation Miles



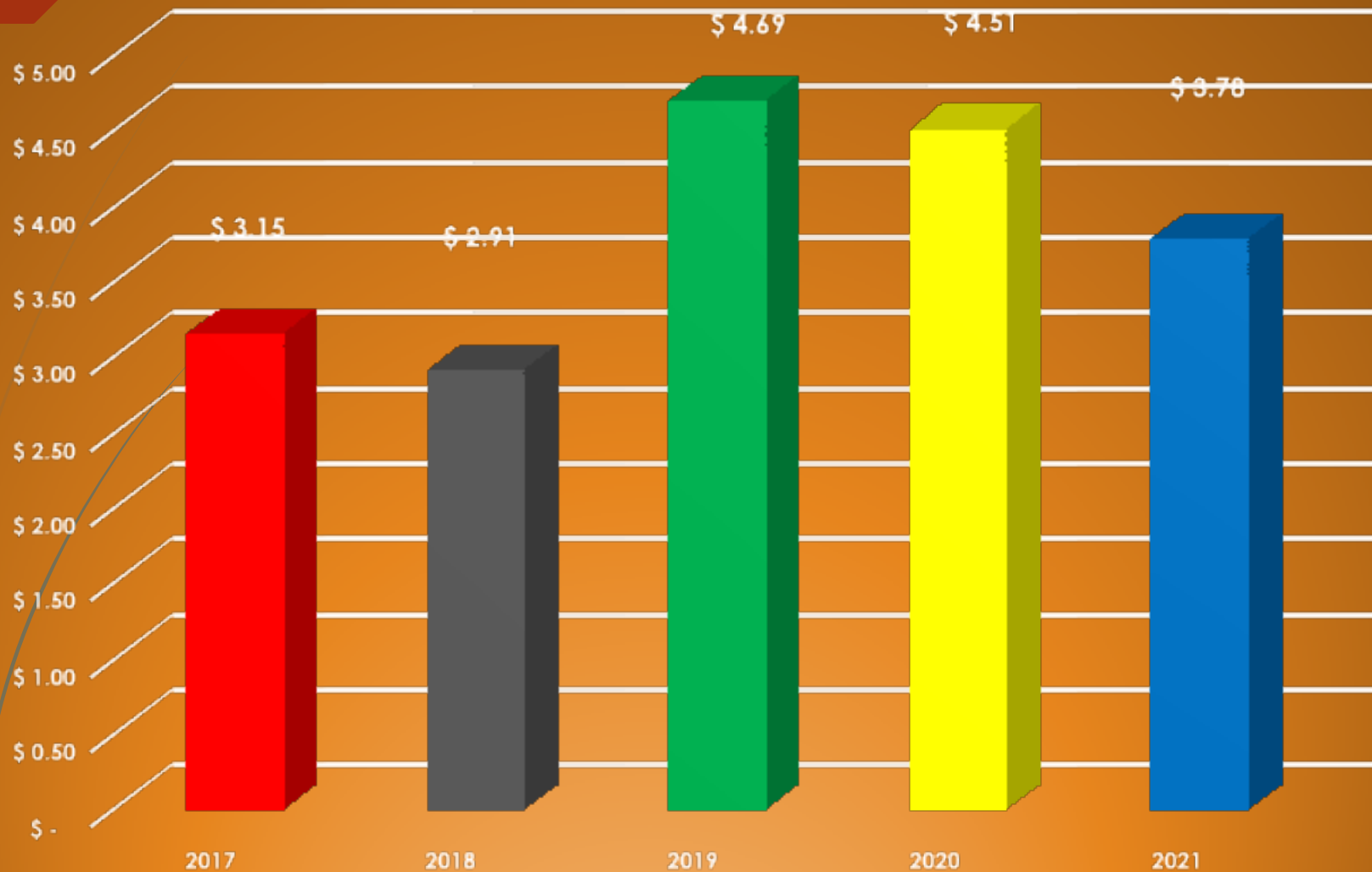
Transportation Expenses



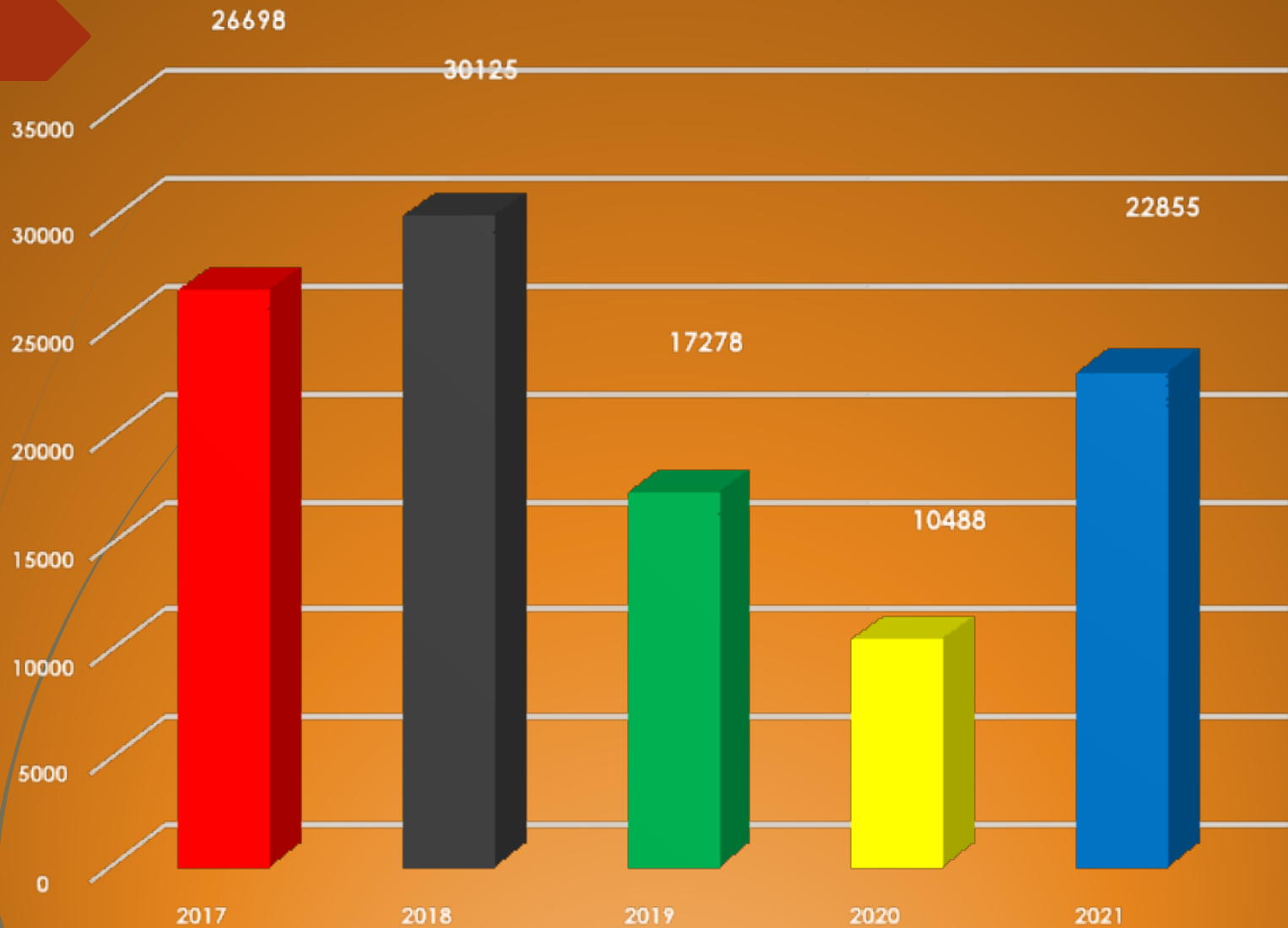
Miles & Expenditures



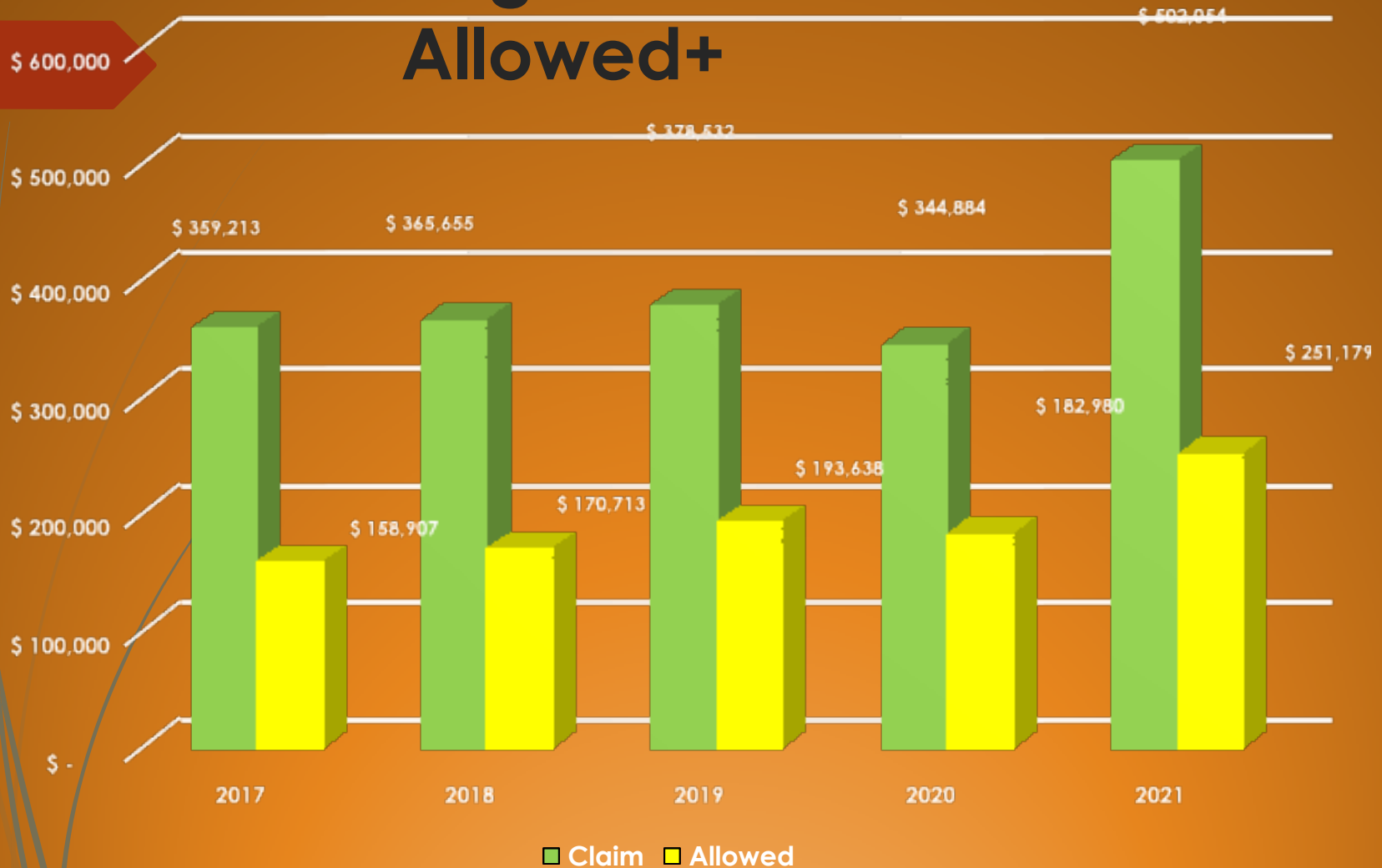
Average Cost Per Mile



Non-Reimbursable Miles



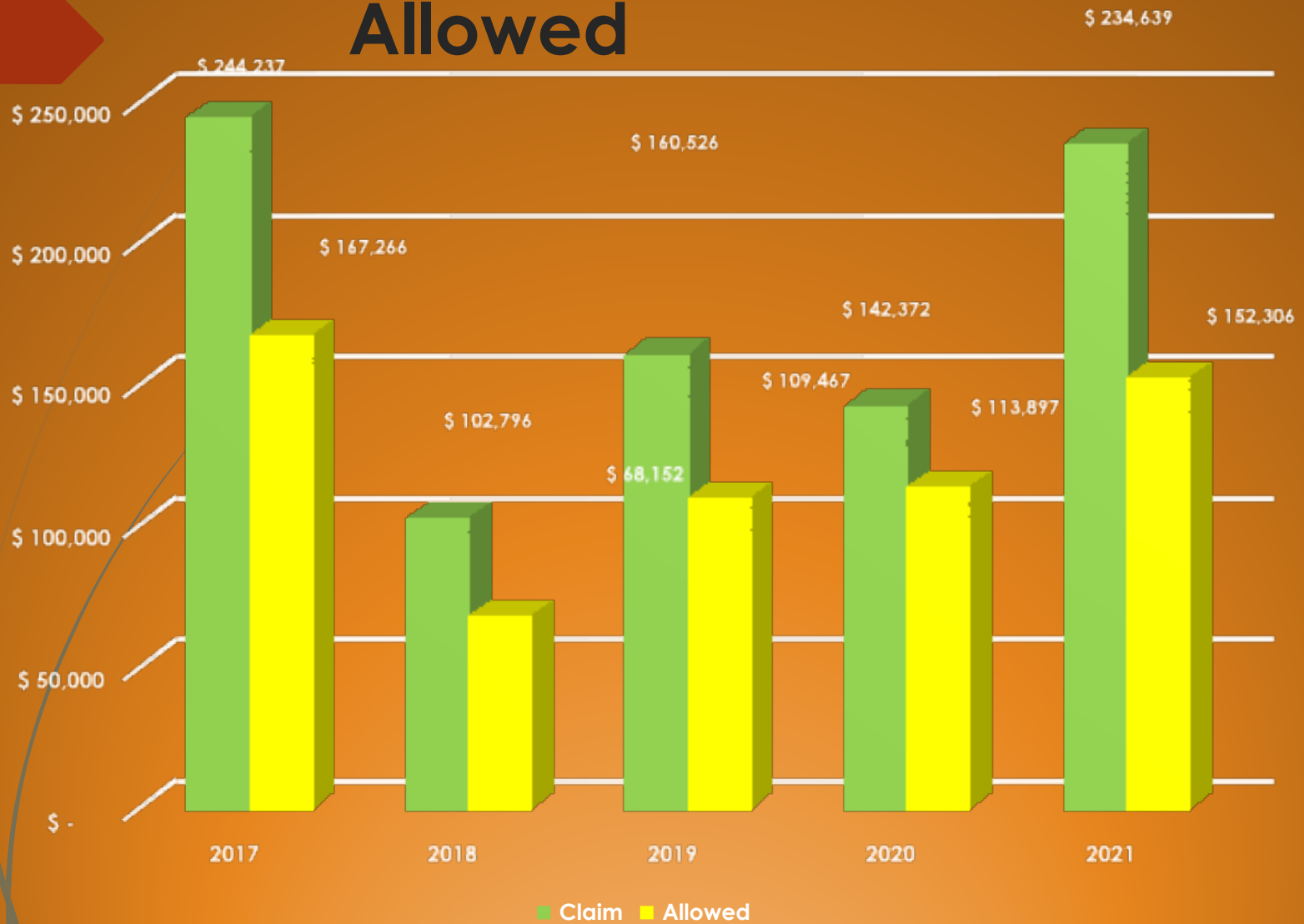
Regular Claim* vs. Allowed+



*Regular claim includes only Regular and Vocational expenses

+ Allowed is final computation claim payout for regular and vocational expenses from ISBE.

SPED Claim vs Allowed



Challenges Moving Forward

- Finding ways to decrease our non-reimbursable miles.
- Integrating the new features of Wayfinder and Routefinder with or current driver staff.
- Moving from current building to new building.
- Picking up and dropping off students with the new build of new high school and junior high.
- Federal requirements to license bus drivers (ELDT).
 - 40 Hours of Classroom Video
 - 16 Hours Behind the Wheel Training
- Recruiting and Retaining bus drivers and Monitors

2022 Accomplishments

► Communication Improvements

- Change in Department Culture
- Addition of Team Building Activities
- Emergency Binders Updates on each bus
- Update of Universal Disciplinary Steps Between Transportation and School Buildings

► Technology Improvements

- Utilization of Route finder
- Integration and trial of Wayfinder
- Utilization of Google Form for Transportation Requests (J.Spann)
- Conversion to Samsara for video on bus.

► Required Trainings

- Annual Refresher Class
 - August 3, 2022
- Implementation of Federal ELDT Training
- Utilization of Training Coordinator and program for alignment of training. (2 Drivers)

► Operations Improvements

- Development of Strategic Budget Planning Process
- Alignment of Transportation Accounts.
- Transportation of 625 students vs 476 from year before with shorter routes.
- No student on bus for more than 55 minutes.

Goals

- New Bus Garage to protect Fleet
- Full Implementation and Use of Routefinder and Wayfinder.
- Turn by turn directions of Route Changes for Drivers.
- Electronic Attendance to be taken in real time on routes via Wayfinder.
- Daily uploads and downloads to and from Skyward with transportation data.
- Continued realignment of routes to improve efficiency
- Continued realignment of Budget to capture savings, cost, and revenue.
- Utilize opportunities to improve the annual claim to capture more revenue.
- Continued Realignment of department to improve efficiency and consistency.
- Create Opportunities to foster and grow culture.
- Hire more drivers and monitors

