



EAST AURORA
SCHOOL DISTRICT 131

East Aurora High School School Improvement Plan May 19, 2025

Jennifer Mitchell, Principal
Francisco de los Santos, Associate Principal
Kevin R. Marten, Associate Principal
Carla Williams, Assistant Principal
Jacqueline Stone, Assistant Principal
Rebecca Karr, Assistant Principal

2023-2024 School Improvement Plan Goals

Increase graduation rate by 2% in the 2023-2024 school year.

- The East High graduation rate grew to 90% from 88% in the 2022-2023 school year.

Increase 9th grade on-track rate by 2% in the 2023-2024 school year.

- The 9th grade on-track rate was 81% compared to 84% in the 2022-2023 school year.

Design and prepare block schedule for 90% of students and staff by June 30, 2024.

- East Aurora High School fully implemented block scheduling for all students and staff in the 2024-2025 school year.

2024-2025 Summary - Highlights

During the 2024-2025 school year:

- 34.05% of Advanced Placement (AP) students earned a score of 3 or higher on their AP exam in the Spring of 2024
- 129 East High students took Early College courses
- 426 East High students took Dual Credit courses
- 195 (as of April 29, 2025) East High students have earned the state Seal of Biliteracy award
- 128 (as of April 29, 2025) East High students have earned the state Commendation toward Biliteracy award

Building-Wide MAP Data

	2023-2024			2024-2025	
	Reading % of Students Who Met Growth Goal	Math % of Students Who Met Growth Goal		Reading % of Students Who Met Growth Goal	Math % of Students Who Met Growth Goal
9th	54.9%	55.1%		54.8%	61.2%
10th	52.8%	54.0%		51.5%	52.8%
11th	43.5%	49.3%		45.8%	50.1%
Building-wide % of Students Who Met Projected Growth	50%	53%		51%	55%

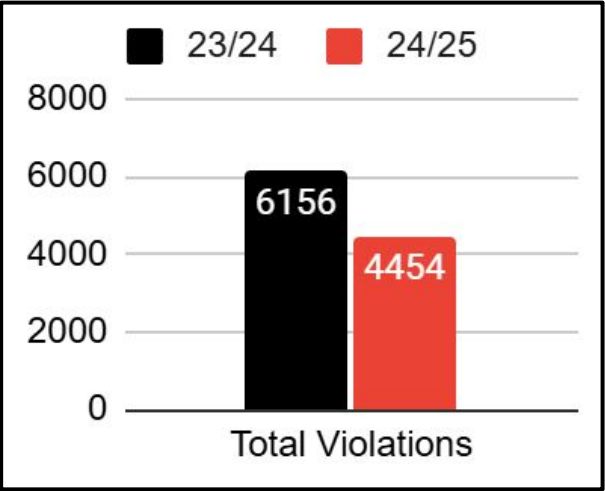
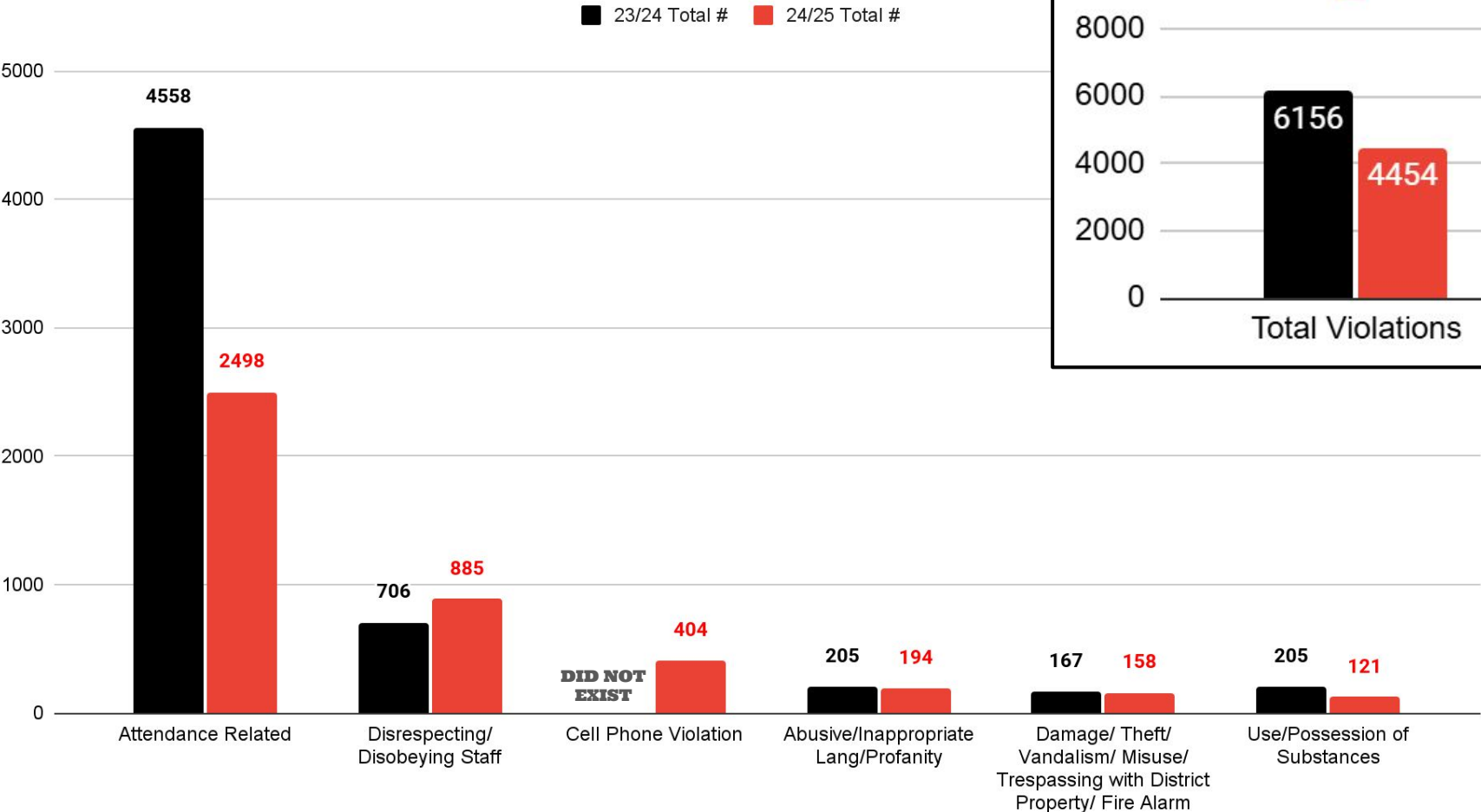
Goal # 1 Educational Equity

East Aurora High School will experience a decrease in overall referrals by 5% in the 2024-2025 school year (6156 to 5848 referrals, on track with 4454 referrals 4.28.25)

- Analyze existing discipline data on student incidents throughout the school year, identifying patterns and trends (e.g., grade level, location, offense).
- Investigate and identify the underlying reasons behind discipline incidents, such as peer conflicts.
- Collaborate with parents and guardians to address potential discipline issues or personal challenges (individual parent meetings, weekly newsletter, doubled Coffee with the Principal offerings)
- Administration will present to individual classes throughout the school year to create a positive behavioral culture and set expectations.
- Foster positive reinforcement through incentives to reward positive behaviors (e.g. participation in extracurricular events, Freshman Fest).
- Student Support Teams collaborate to provide behavioral and social-emotional supports to individuals and small groups of students.



Top 5 Violations by Year- Raw Numbers



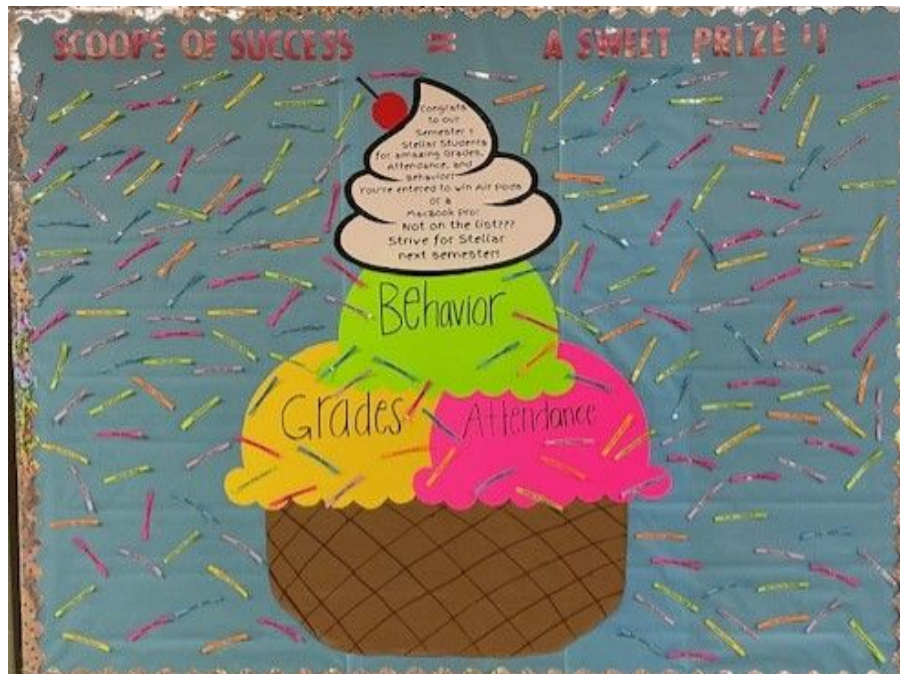
Goal # 2 Operational Excellence

East Aurora High School will Increase Student Attendance to 85% Average Daily Attendance. (90.11% ADA as of April 28, 2025)

- Student support teams monitor and reduce chronic absenteeism through early intervention, positive reinforcement, and family engagement.
- Utilizing counseling graduation coaches, tutoring, and mentoring programs to address academic, emotional, and social needs.
- Providing positive reinforcement and recognition to students for having good attendance (e.g. TomcatFest, tailgating parties, quarterly awards, MAP Fest, raffled off prizes).
- Implement professional development for teachers focused on evidence-based teaching strategies, differentiated instruction, and the use of data to inform instruction.



2024-2025 Summary - Highlights



Goal # 4 Student Achievement

By June of 2025, East High will increase the Freshmen On-Track rate to 87% (SY 23-24 was 81%; SY 24-25 is 85.28% as of March 10, 2025) .

- Identify key baseline data in the area of freshmen on track, attendance, chronic absenteeism, D/F trends/report, and create/prioritize tasks accordingly
- Implement a system to identify students at risk of falling behind in credits by the end of the first semester of 9th grade.
- Provide targeted academic support such as tutoring, Algebra boost, and graduation coach support for students.
- Implement a school-wide system for tracking progress and celebrating academic milestones like credit completion.
- Teachers and Student Support Teams offer academic support to students.



Goal # 4 Student Achievement

By June of 2025, Cohort 2025 will have a 91% Graduation Rate.

(SY 24 - 82% + summer grads= 90%; SY 25 - 83% (current) plus summer grads)

- Identify key baseline data in the area of graduation rate, attendance, chronic absenteeism, D/F trends/report, AP scores, SAT/ACT scores then create/prioritize tasks accordingly.
- Use the school Monster Roster to properly identify students based on credits and graduation year and determine on-track status.
- Counselors use a variety of data sources to assist students with college & career planning to ensure students will meet graduation requirements (e.g. courses, FAFSA, ACT).
- Counselors develop and use a student monitoring system monthly to ensure that students remain on-track to graduate.
- Utilize attendance data to identify students who are in need of additional supports and interventions.



WestEd Partnership

- Worked closely with our WestEd coach to analyze this year's School Improvement Plan and focus on goals for next year.
- Implemented protocols, templates, structures for our work with our School Leadership Team.
- Helped to develop our team's guiding principles to drive areas of focus.

