




*Wharton County
Junior College*



Monthly Financial Reports

August 2019



Revenue & Expenditure Summary


	FISCAL 2019				FISCAL 2018				% OF PRIOR YR ACTUAL
	Current Month	Y-T-D ACTUAL	Budget	% of Budget	Y-T-D ACTUAL	Budget	% of Budget		
Fund 1000									
Revenues:									
State appropriations	\$ 890,721	\$ 9,395,859	\$ 9,373,136	100.24%	\$ 9,400,101	\$ 9,373,136	100.29%	100%	
Tuition and Fees	98,378	21,579,285	22,033,065	97.94%	21,373,852	22,071,815	96.84%	101%	
Advalorem Taxes	38,436	7,246,252	7,199,055	100.66%	6,409,232	6,301,312	101.71%	113%	
Mandatory Transfers	-	244,870	1,100,553	22.25%	243,038	1,102,507	22.04%	101%	
Non-mandatory Transfers	-	-	2,801,243	0.00%	-	2,138,862	0.00%	0%	
Other Revenues	496,818	1,250,790	500,095	250.11%	496,943	526,678	94.35%	252%	
Total Revenues	1,524,353	39,717,056	43,007,147	92.35%	37,923,166	41,514,310	91.35%	105%	
Expenditures:									
Salaries	2,093,525	22,113,493	23,075,368	95.83%	21,577,109	22,757,057	94.82%	102%	
Employee Benefits	504,778	4,641,898	5,666,045	81.92%	4,482,844	5,269,612	85.07%	104%	
Capital Expenditures	636,351	2,080,826	2,555,716	81.42%	1,714,035	1,903,114	90.06%	121%	
Mandatory Transfers	-	364,012	364,400	99.89%	362,255	363,250	99.73%	100%	
Non-mandatory Transfers	-	-	-	-	-	-	0.00%	0%	
Other Expenditures	1,329,791	10,130,120	11,345,618	89.29%	9,880,163	11,221,277	88.05%	103%	
	4,564,446	39,330,349	43,007,147	91.45%	38,016,406	41,514,310	91.57%	103%	
Net increase/ (decrease) in net assets	\$ (3,040,093)	\$ 386,707			\$ (93,240)				
Less Outstanding encumbrances		(942,378)			(401,338)				
Net increase less encumbrances		\$ (555,671)			\$ (494,578)				

* Note: Net student receivables in the amount of \$ 4,828,752.63 are currently outstanding. Tuition and fees are subject to collection in future periods.

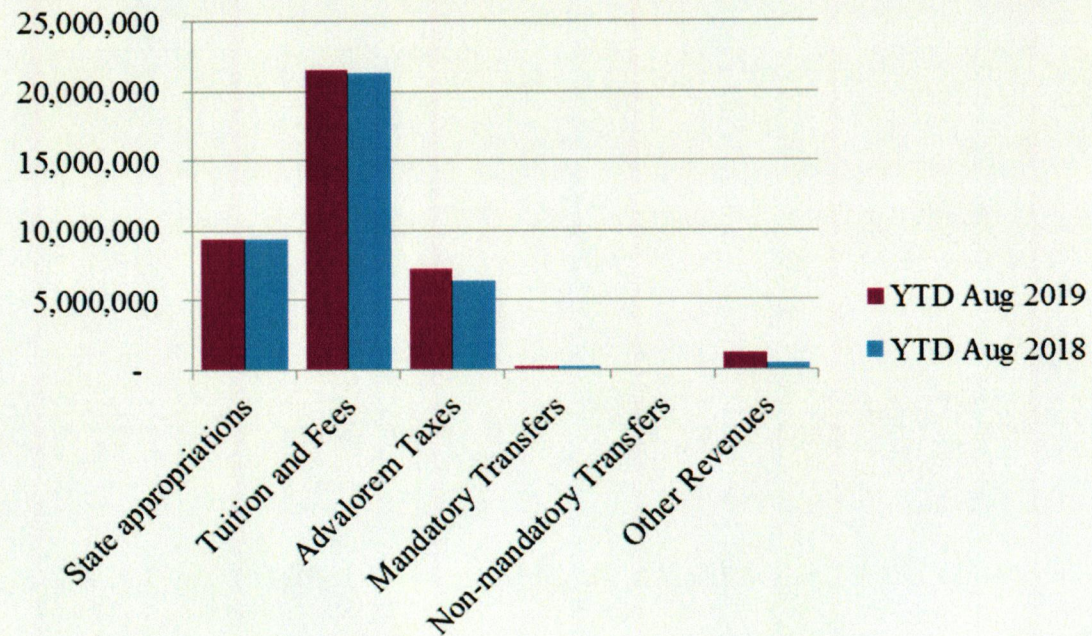
FIGURES ARE NOT FINAL



Wharton County
Junior College




Year to Date Revenues

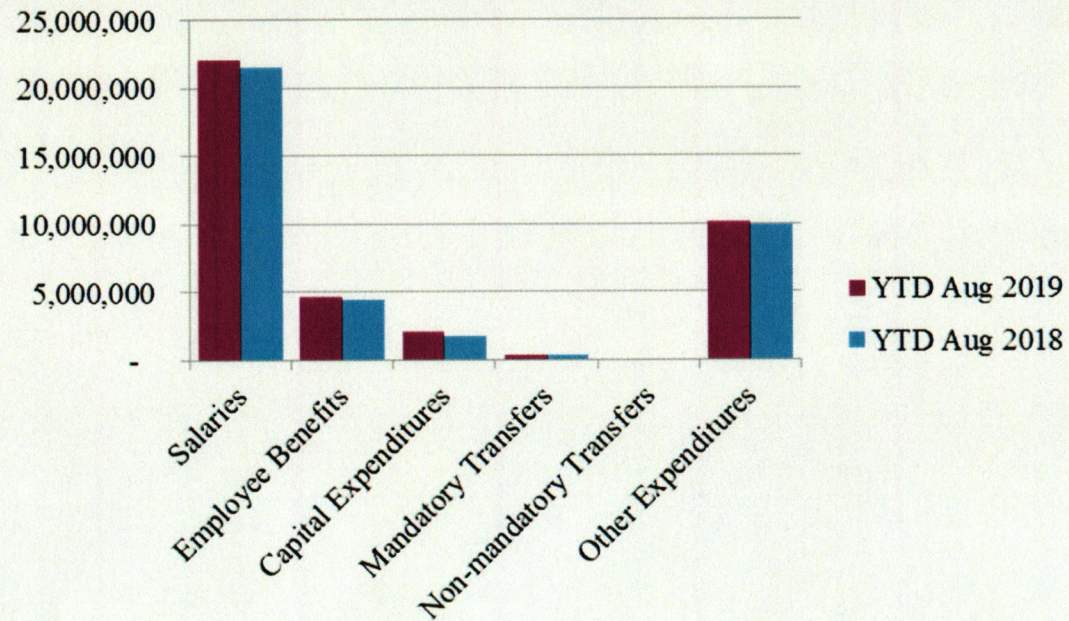





Wharton County
Junior College

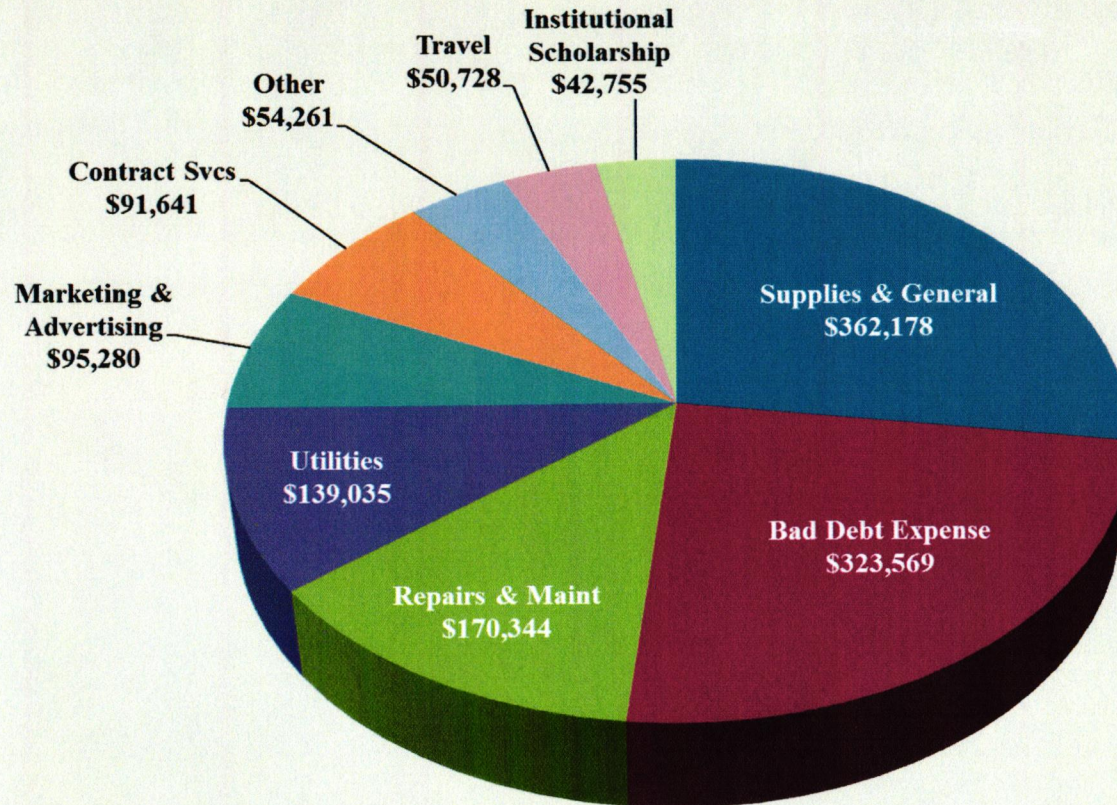


Year to Date Expenses






Other Expenses for August



- Supplies & General includes \$64,750 for Testing computer upgrades
- Annual bad debt expense for student AR, \$324k, 1.5%
- Institutional Scholarship includes Texas Public Education Grant (TPEG) Summer, \$35k



Wharton County
Junior College




Analysis of Student Receivable Outstanding As of August 31, 2019

	2019	2018
Student Receivables Current and Prior Yr.	\$ 245,385.31	\$ 183,033.14
Student Receivables 2019-20	\$ 4,621,891.55	\$ 3,852,395.05
Installment Plan Receivable Due Fall Semester	\$ 74,904.96	66,832.37
Installment Plan Receivable Due Spring Semester	55,752.83	62,587.93
Installment Plan Receivable Summer I & II	12,396.80	7,897.70
Installment Plan Receivable Prior Years	0.00	0.00
Total Installment Plan Receivable	\$ 143,054.59	\$ 137,318.00
Third Party Contracts Receivable	\$ 180,301.95	\$ 196,555.60
Continuing Education Receivable	\$ 29,554.00	13,492.00
Allowance for Doubtful Accounts	(391,434.77)	(301,808.75)
Net Accounts Receivable	\$ 4,828,752.63	\$ 4,080,985.04

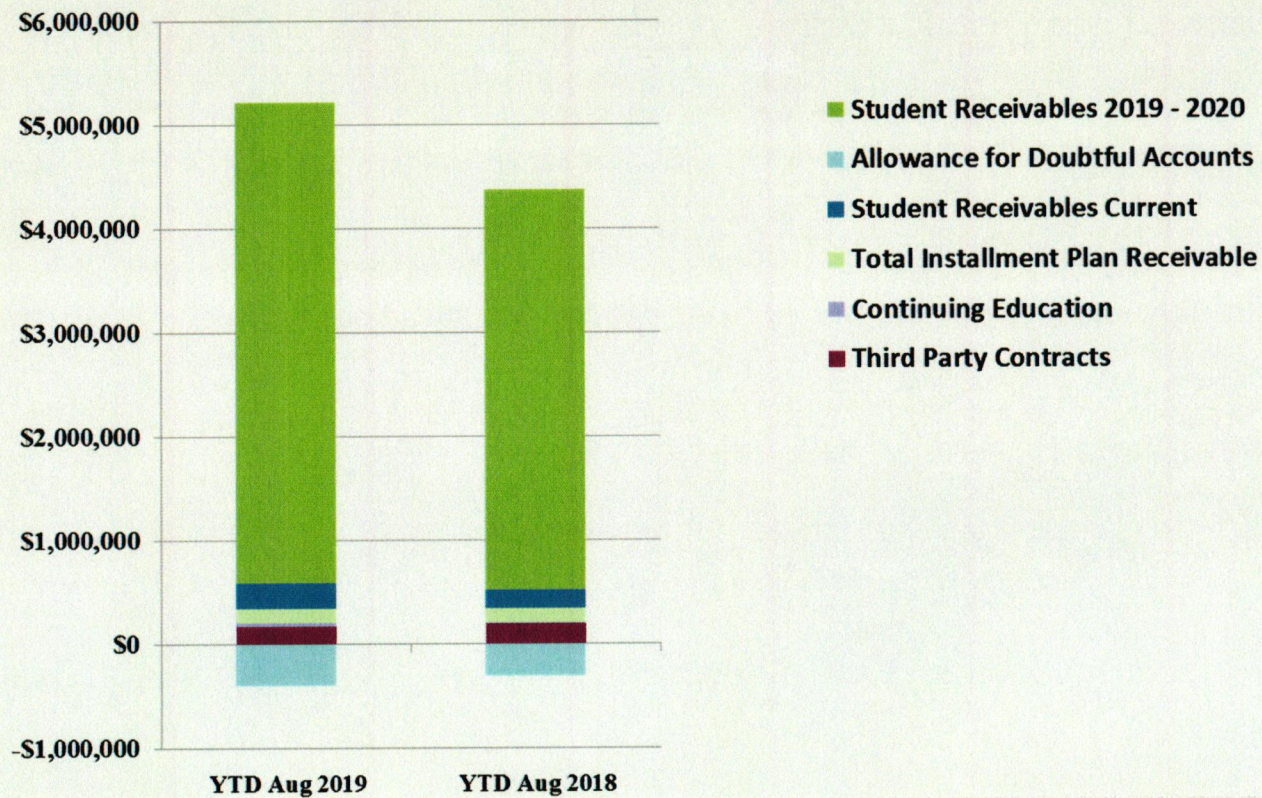
Figures Are Not Final



Wharton County
Junior College



AR by Category



COMBINED BALANCE SHEET

(Funds included: GOVERNMENTAL FUND TYPES)

Wharton County Junior College
Combined Balance Sheet--All Fund Types and Account Groups
31-AUG-2019
(With comparative totals for 31-AUG-2018)
(amounts expressed in dollars)

Governmental Fund Types

	Auxiliary Enterprise	Current Unrestricted	Restricted Funds	Current Year 2019	Prior Year 2018
ASSETS and OTHER DEBITS:					
ASSETS:					
Cash	63,469	2,866,632	245,758	3,175,859	3,712,527
Cash Investments	648,627	16,806,416	1,207,147	18,662,190	16,306,719
Accounts Receivable	250,615	4,885,658	5,681	5,141,954	4,434,581
Taxes Receivable		406,239	--	406,239	406,239
Local, St & Fed Agency Receivable		--	13,386	13,386	239,125
Due From Other Funds		--	--	--	2,381,365
Prepaid Expense	39,679	--	--	39,679	36,427
Property, Plant & Equipment		--	--	--	--
Deferred Outflows		2,326,327	--	2,326,327	2,326,327
TOTAL ASSETS AND OTHER DEBITS:	1,002,390	27,291,272	1,471,972	29,765,634	29,843,311
Liabilities, equity and other credits					
LIABILITIES:					
Accounts Payable	32,606	652,142	6,000	690,748	1,177,026
Employee Benefits Payable		77,248	--	77,248	-160
Payroll Taxes Payable		18,640	--	18,640	23,286
Accrued Liabilities		--	--	--	--
Deferred Revenue	286,650	9,839,064	468,489	10,594,203	10,414,236
Long Term Debt		--	--	--	--
Net Pension Liability		4,999,357	--	4,999,357	4,999,357
Net OPEB Liability		23,587,731	--	23,587,731	23,587,731
Deposits Payable	58,985	15,003	--	73,988	72,588
Due To Other Funds		--	--	--	147,320
Scholarships-Designated Donations		--	121,865	121,865	128,722
Scholarships-Non-designated		--	582,239	582,239	341,866
Donatio					
Deferred Inflows		7,401,082	--	7,401,082	7,401,082
TOTAL LIABILITIES:	378,241	46,590,268	1,178,593	48,147,101	48,293,054
EQUITY AND OTHER CREDITS:					
Control Accounts		--	--	--	--
Fund Balances		--	--	--	--
Prior Year Fund Balance		-19,877,404	--	-19,877,404	-19,877,404
Endowment Fund-Original		--	--	--	--
Endowment Fund-Income		--	--	--	--
FB Professional Development		--	--	--	--
FB Salary Equity		--	--	--	--

Governmental Fund Types

	Auxiliary Enterprise	Current Unrestricted	Restricted Funds	Current Year 2019	Prior Year 2018
EQUITY AND OTHER CREDITS:					
FB Capital Equipment		--	--		
FB Investment Gain And Loss		--	--		
Fund Balance Receivables		-	-	-	-
Reserved-Undesignated		--	--		
FBTC Operating Fund Balance		--	--		
Plant Fund Balance		--	--		
Bond Fund Balance		--	--		
Scholarship		--	--		
Fund Balance-Rounding Diff		--	-	-	-
Fund Balances:					
Reserve for Encumbrance	2,599	942,378	262,303	1,207,280	
Fund Balance	621,550	-363,969	31,076	288,658	1,427,661
Reserve For Operations		--	--		
TOTAL EQUITY AND OTHER CREDITS:	624,149	-19,298,995	293,379	-18,381,467	-18,449,743
TOTAL LIABILITIES, EQUITY AND OTHER CREDITS:	1,002,390	27,291,272	1,471,972	29,765,634	29,843,311

Wharton County Junior College
 Combined Balance Sheet--All Fund Types and Account Groups
 31-AUG-2019
 (With comparative totals for 31-AUG-2018)
 (amounts expressed in dollars)

Proprietary Fund Types

	Agency Funds	Current Year 2019	Prior Year 2018
ASSETS and OTHER DEBITS:			
ASSETS:			
Cash	116,563	116,563	148,885
Cash Investments	107,913	107,913	105,461
Accounts Receivable	-	-	-
Taxes Receivable			
Local, St & Fed Agency Receivable			
Due From Other Funds			
Prepaid Expense			
Property, Plant & Equipment			
Deferred Outflows			
TOTAL ASSETS AND OTHER DEBITS:	224,476	224,476	254,347
Liabilities, equity and other credits			
LIABILITIES:			
Accounts Payable			3,500
Employee Benefits Payable	-	-	-
Payroll Taxes Payable			
Accrued Liabilities			
Deferred Revenue			
Long Term Debt			
Net Pension Liability			
Net OPEB Liability			
Deposits Payable	221,482	221,482	250,847
Due To Other Funds			
Scholarships-Designated Donations			
Scholarships-Non-designated			
Donatio			
Deferred Inflows			
TOTAL LIABILITIES:	221,482	221,482	254,347
EQUITY AND OTHER CREDITS:			
Control Accounts	2,994	2,994	
Fund Balances			
Prior Year Fund Balance			
Endowment Fund-Original			
Endowment Fund-Income			
FB Professional Development			
FB Salary Equity			

Wharton County Junior College
 Combined Balance Sheet--All Fund Types and Account Groups
 31-AUG-2019
 (With comparative totals for 31-AUG-2018)
 (amounts expressed in dollars)

Proprietary Fund Types

Agency Funds	Current Year 2019	Prior Year 2018
EQUITY AND OTHER CREDITS:		
FB Capital Equipment		
FB Investment Gain And Loss		
Fund Balance Receivables		
Reserved-Undesignated		
FBTC Operating Fund Balance		
Plant Fund Balance		
Bond Fund Balance		
Scholarship		
Fund Balance-Rounding Diff		
Fund Balances:		
Reserve for Encumbrance		
Fund Balance		
Reserve For Operations		
TOTAL EQUITY AND OTHER CREDITS:	2,994	2,994
TOTAL LIABILITIES, EQUITY AND OTHER CREDITS:	224,476	254,347

Fiduciary Fund Types

	Quasi Endowment Fund	Endowment Funds	Current Year 2019	Prior Year 2018
ASSETS and OTHER DEBITS:				
ASSETS:				
Cash		81,399	81,399	157,227
Cash Investments		10,772,226	10,772,226	10,852,616
Accounts Receivable		13,098	13,098	25,304
Taxes Receivable		--	--	--
Local, St & Fed Agency Receivable		--	--	--
Due From Other Funds		--	--	--
Prepaid Expense		--	--	--
Property, Plant & Equipment		--	--	--
Deferred Outflows		--	--	--
TOTAL ASSETS AND OTHER DEBITS:		10,866,724	10,866,724	11,035,148
Liabilities, equity and other credits				
LIABILITIES:				
Accounts Payable		3,334	3,334	3,334
Employee Benefits Payable		--	--	--
Payroll Taxes Payable		--	--	--
Accrued Liabilities		--	--	--
Deferred Revenue		--	--	--
Long Term Debt		--	--	--
Net Pension Liability		--	--	--
Net OPEB Liability		--	--	--
Deposits Payable		--	--	--
Due To Other Funds		--	--	31,390
Scholarships-Designated Donations		--	--	--
Scholarships-Non-designated		--	--	--
Donatio		--	--	--
Deferred Inflows		--	--	--
TOTAL LIABILITIES:		3,334	3,334	34,724
EQUITY AND OTHER CREDITS:				
Control Accounts		--	--	--
Fund Balances		--	--	--
Prior Year Fund Balance		--	--	--
Endowment Fund-Original		--	--	--
Endowment Fund-Income		--	--	--
FB Professional Development		--	--	--
FB Salary Equity		--	--	--

Wharton County Junior College
 Combined Balance Sheet--All Fund Types and Account Groups
 31-AUG-2019
 (With comparative totals for 31-AUG-2018)
 (amounts expressed in dollars)

Fiduciary Fund Types

	Quasi Endowment Fund	Endowment Funds	Current Year 2019	Prior Year 2018
<hr/>				
EQUITY AND OTHER CREDITS:				
FB Capital Equipment		--		
FB Investment Gain And Loss		--		
Fund Balance Receivables		--		
Reserved-Undesignated		--		
FBTC Operating Fund Balance		--		
Plant Fund Balance		--		
Bond Fund Balance		--		
Scholarship		--		
Fund Balance-Rounding Diff		--		
Fund Balances:				
Reserve for Encumbrance		--		
Fund Balance		10,863,390	10,863,390	11,000,424
Reserve For Operations		--		
TOTAL EQUITY AND OTHER CREDITS:		10,863,390	10,863,390	11,000,424
<hr/>				
TOTAL LIABILITIES, EQUITY AND OTHER CREDITS:		10,866,724	10,866,724	11,035,148
<hr/>				
=====				

Account Groups

	Repair and Replacement	Debt Retirement Bond Fund	Investment in Plant Fund	Unexpended Plant Fund	Current Year 2019	Prior Year 2018
ASSETS and OTHER DEBITS:						
ASSETS:						
Cash	8,349,386	248	--	-8,056,214	293,421	161,014
Cash Investments		380,402	--	9,795,996	10,176,398	16,038,258
Accounts Receivable		--	--	39,842	39,842	62,587
Taxes Receivable		--	--	--	--	--
Local, St & Fed Agency Receivable		--	--	--	--	--
Due From Other Funds		--	--	--	--	17,520
Prepaid Expense		--	--	--	--	--
Property, Plant & Equipment		--	38,936,175	--	38,936,175	33,444,213
Deferred Outflows		--	--	--	--	--
TOTAL ASSETS AND OTHER DEBITS:	8,349,386	380,650	38,936,175	1,779,625	49,445,836	49,723,592
Liabilities, equity and other credits						
LIABILITIES:						
Accounts Payable		--	--	92,933	92,933	2,076,184
Employee Benefits Payable		--	--	--	--	--
Payroll Taxes Payable		--	--	--	--	--
Accrued Liabilities		16,796	--	--	16,796	19,854
Deferred Revenue		--	--	--	--	--
Long Term Debt		--	1,377,335	--	1,377,335	1,692,919
Net Pension Liability		--	--	--	--	--
Net OPEB Liability		--	--	--	--	--
Deposits Payable		--	--	--	--	--
Due To Other Funds		--	--	--	--	2,220,175
Scholarships-Designated Donations		--	--	--	--	--
Scholarships-Non-designated		--	--	--	--	--
Donatio		--	--	--	--	--
Deferred Inflows		--	--	--	--	--
TOTAL LIABILITIES:		16,796	1,377,335	92,933	1,487,064	6,009,132
EQUITY AND OTHER CREDITS:						
Control Accounts		--	--	--	--	--
Fund Balances		--	--	--	--	--
Prior Year Fund Balance		--	--	--	--	--
Endowment Fund-Original		--	--	--	--	--
Endowment Fund-Income		--	--	--	--	--
FB Professional Development		--	--	--	--	--
FB Salary Equity		--	--	--	--	--

Account Groups

	Repair and Replacement	Debt Retirement Bond Fund	Investment in Plant Fund	Unexpended Plant Fund	Current Year 2019	Prior Year 2018
EQUITY AND OTHER CREDITS:						
FB Capital Equipment		--	33,177,536	--	33,177,536	27,685,574
FB Investment Gain And Loss		--	--	--		
Fund Balance Receivables		--	--	--		
Reserved-Undesignated		--	--	--		
FBTC Operating Fund Balance		--	--	--		
Plant Fund Balance		--	--	--		
Bond Fund Balance		--	--	--		
Scholarship		--	--	--		
Fund Balance-Rounding Diff		--	--	--		
Fund Balances:						
Reserve for Encumbrance		--	--	115,896	115,896	
Fund Balance	7,665,169	363,854	6,128,774	507,542	14,665,339	16,028,886
Reserve For Operations		--	--	--		
TOTAL EQUITY AND OTHER CREDITS:	7,665,169	363,854	39,306,310	623,438	47,958,772	43,714,460
TOTAL LIABILITIES, EQUITY AND OTHER CREDITS:	7,665,169	380,650	40,683,645	716,371	49,445,836	49,723,592

Memorandum Only

	Current Year 2019	Prior Year 2018
ASSETS and OTHER DEBITS:		
ASSETS:		
Cash	3,667,243	4,179,654
Cash Investments	39,718,727	43,303,055
Accounts Receivable	5,194,894	4,522,473
Taxes Receivable	406,239	406,239
Local, St & Fed Agency Receivable	13,386	239,125
Due From Other Funds		2,398,885
Prepaid Expense	39,679	36,427
Property, Plant & Equipment	38,936,175	33,444,213
Deferred Outflows	2,326,327	2,326,327
TOTAL ASSETS AND OTHER DEBITS:	90,302,670	90,856,397
Liabilities, equity and other credits		
LIABILITIES:		
Accounts Payable	787,015	3,260,044
Employee Benefits Payable	77,248	-160
Payroll Taxes Payable	18,640	23,286
Accrued Liabilities	16,796	19,854
Deferred Revenue	10,594,203	10,414,236
Long Term Debt	1,377,335	1,692,919
Net Pension Liability	4,999,357	4,999,357
Net OPEB Liability	23,587,731	23,587,731
Deposits Payable	295,470	323,435
Due To Other Funds		2,398,885
Scholarships-Designated Donations	121,865	128,722
Scholarships-Non-designated	582,239	341,866
Donatio		
Deferred Inflows	7,401,082	7,401,082
TOTAL LIABILITIES:	49,858,981	54,591,256
EQUITY AND OTHER CREDITS:		
Control Accounts	2,994	
Fund Balances		
Prior Year Fund Balance	-19,877,404	-19,877,404
Endowment Fund-Original		
Endowment Fund-Income		
FB Professional Development		
FB Salary Equity		
FB Capital Equipment	33,177,536	27,685,574
FB Investment Gain And Loss		
Fund Balance Receivables	-	-
Reserved-Undesignated		

REPORT FGRCOBS
COAS: W
FISCAL YEAR: 19

Wharton County Junior College
Combined Balance Sheet--All Fund Types and Account Groups
31-AUG-2019
(With comparative totals for 31-AUG-2018)
(amounts expressed in dollars)

RUN DATE: 09/10/2019
TIME: 09:29:28 AM
PAGE: 10

Memorandum Only

	Current Year 2019	Prior Year 2018
FBTC Operating Fund Balance		
Plant Fund Balance		
Bond Fund Balance		
Scholarship		
Fund Balance-Rounding Diff	-	-
Fund Balances:		
Reserve for Encumbrance	1,323,176	
Fund Balance	25,817,387	28,456,971
Reserve For Operations		
TOTAL EQUITY AND OTHER CREDITS:	40,443,689	36,265,141
TOTAL LIABILITIES, EQUITY AND OTHER CREDITS:	90,302,670	90,856,397