



“State of the District”

One District One Team



Eliza Diaz

Superintendent of Schools December 2025

“ COMMITTED TO EXCELLENCE”



State of District Report ⌵ 📅 ⚡						
Column 1 ⌵	21-22 ⌵	22-23 ⌵	23-24 ⌵	24-25 ⌵	25-26 ⌵	
Student Enrollment	531	557	536	521	492	
District Attendance Average	92%	93%	95.60%	95.55%	95.56%	
Personnel	Total: 114	Total: 120	125	123.5	117	
Teachers	59	60	52.5	51.5	47.5	
Paras			26	23	21	
Custodians			10	10	10	
Maintenance			3	3	3	
Tech			2	3	3	
Cafeteria			7	7	7	
Counselors			2.5	2.5	3.5	
Nurse			2	2	2	
District Admin			10	11	11	
Transportation			2	2.5	1	
Secretaries/CO			8	8	8	
Accountability Rating	Not Rated: Declared State of Disaster		B	C	B	
FIRST Rating	A = Superior		A = Superior			
CTE	196	205	207	217	295	
Special Education	81	98	97	106	102	
504	62	63	71	67	65	
Dyslexia	42	43	47	54	58	
Gifted and Talented	21	29	45	47	47	
At-Risk	238	199	219	*196	195	



Superintendent Goal 1:

Through the implementation of district instructional initiatives, the percent of students who show progress and growth in the areas of Reading and Math on the district reading math screeners will increase by 5%.

Note: Test students at the beginning of the year, mid year and end of year to indicate that students are making progress.

Key Performance Indicators

- Benchmarks (district) screeners will indicate being on track to meet goal
- Improve STAAR scores, closing of the academic gaps and improved scores in special populations – accountability rating of A
- Use of Early Reading inventories and other Assessment to effectively plan for interventions
- Implement a professional development plan to meet district needs (utilize the district advisory committee)
- Purchase instructional resources, curriculum and trainings for effective implementation
- Close the success gap amongst student groups
- Increase success in the area of CCMR to include TSI, SAT/ACT and industry-based certifications
- Use district advisory committee and campus - based committees for feedback



Superintendent Goal 1:
Through the implementation of district instructional initiatives, the percent of students who show progress and growth in the areas of Reading and Math on the district reading math screeners will increase by 5%.

Note: Test students at the beginning of the year, mid year and end of year to indicate that students are making progress.


Strategies:

- Common Planning time in addition to conference time for teachers
- During the day intervention time for designated students
- Platform for documentation of intervention and tool to assist in identification of intervention time and focus needs



Monday 10/06/2025			
TEKS	Learning Target	Language Target	
7.9.D describe how the author's use of figurative language such as metaphor and personification achieves specific purposes; 7.10.D edit drafts using standard English conventions, including: 7.10.A plan a first draft by selecting a genre appropriate for a particular topic, purpose, and audience using a range of strategies such as discussion, background reading, and personal interests; 7.7.A infer multiple themes within and across texts using text evidence; 7.7.C analyze plot elements, including the use of foreshadowing and suspense, to advance the plot;	<ul style="list-style-type: none">Students will be able to identify and analyze figurative language, including simile, metaphor, personification, hyperbole, and idioms, in literary texts and explain how it contributes to the meaning and tone of a text.Ask students to think about a movie, book, or TV show they've recently watched. Ask, "What message or lesson did the story convey?" Lead a brief discussion about theme as the underlying message or moral of a story.		
Lesson Plan		Formative Assessment	Differentiation
ASSESSMENTS			
<ul style="list-style-type: none">Students should understand how to use figurative language and how to recognize it.Students will be able to find the theme when reading an excerpt and create one as well.			





Brackett Independent

SCHOOL DISTRICT

Dashboard

Calendar

LAST YEAR PROGRESS MEASURE

Masters Grade Level (71 to 100)

Meets Grade Level (52 to 70)

Approaches Grade Level (35 to 51)

Do Not Meet

Student ID	Student Name	<div>Quick Group Entry</div> <div>HB 1416 ()</div> <div>+</div>	Gender	Clear Filters										Dement Infractions	2024-2025 STAAR (Last Year)			Projected 2025-2026 STAAR (This Year)			Missed Next Level Analysis
				AtRisk	Bilingual	ECD	Spec Ed	504	GT	LEP	Migrant	Snapshot Date	Scale Score		Raw Score	%	STAAR	Q	Proj - Target(%)		
				<div> <div></div> <div></div> <div></div> </div>	<div> <div></div> <div></div> <div></div> </div>	<div> <div></div> <div></div> <div></div> </div>	<div> <div></div> <div></div> <div></div> </div>	<div> <div></div> <div></div> <div></div> </div>	<div> <div></div> <div></div> <div></div> </div>	<div> <div></div> <div></div> <div></div> </div>	<div> <div></div> <div></div> <div></div> </div>	<div> <div></div> <div></div> <div></div> </div>	<div> <div></div> <div></div> <div></div> </div>		<div> <div></div> <div></div> <div></div> </div>	<div> <div></div> <div></div> <div></div> </div>	<div> <div></div> <div></div> <div></div> </div>	<div> <div></div> <div></div> <div></div> </div>	<div> <div></div> <div></div> <div></div> </div>		
<div> <div>111</div></div>																					

	BOY Total On or Above	MOY Total On or Above	
Kinder	100%	96%	-4%
1st grade	26%	49%	23%
2nd grade	61%	63%	3%
3rd grade	50%	57%	7%
4th grade	42%	42%	0%
5th grade	36%	53%	17%
6th grade	44%	58%	14%
7th grade	34%	50%	16%
8th grade	62%	59%	-3%
9th grade	40%	57%	17%
10th grade	57%	65%	8%
11th grade	41%	49%	8%
12th grade	46%	59%	13%
Overall	48%	57%	9%

Superintendent Goal 1:
 Through the implementation of district instructional initiatives, the percent of students who show progress and growth in the areas of Reading and Math on the district reading math screeners will increase by 5%.

Note: Test students at the beginning of the year, mid year and end of year to indicate that students are making progress.

- Reading Data

Beginning of Year to Middle of Year - STAR REN - Reading																Overall	48%	57%	9%
	BOY 2 or more grade levels below		MOY 2 or more grade levels below		BOY 1 grade level below		MOY 1 grade level below		BOY On Grade Level		MOY On Grade Level		BOY Above Grade Level		MOY Above Grade Level		Number Tested	Number Enrolled	LS not tested
	#	Percent	#	Percent	#	Percent	#	Percent	#	Percent	#	Percent	#	Percent	#	Percent			
Kinder	0	0	0	0	0	0	0	0	25	96%	18	72%	1	4%	7	28%	26	26	
1st grade	0	0	0	0%	25	74%	18	51%	9	26%	14	40%	0	0	3	9%	35	35	
2nd grade	6	16%	5	29%%	9	24%	9	29%	14	37%	12	26%	9	24%	12	32%	38	38	
3rd grade	7	24%	5	18%	8	28%	7	25%	9	31%	9	32%%	5	16%	7	25%	28	28	
4th grade	8	21%	9	24%	13	35%	13	34%	10	27%	9	24%	6	17%	7	19%	38	38	
5th grade	14	40%	11	31%	9	25%	6	17%	4	11%	4	11%	9	26%	15	43%	36	37	1
6th grade	13	36%	8	22%	7	19%	7	19%	7	19%	7	19%	9	26%	14	39%	36	38	1
7th grade	20	53%	17	45%	5	13%	2	5%	0	0	4	11%	13	34%	15	40%	38	38	
8th grade	13	37%	12	36%	2	6%	2	6%	4	11%	7	21%	17	48%	13	38%	34	36	2
9th grade	13	42%	11	37%	6	19%	2	7%	4	13%	4	13%	8	25%	13	44%	30	31	
10th grade	14	39%	9	25%	2	5%	4	11%	5	14%	4	11%	16	43%	20	54%	37	38	1
11th grade	21	55%	16	52%	2	5%	3	8%	0	0	6	16%	15	39%	12	32%	37	39	2
12th grade	18	41%	14	30%	4	9%	5	11%	21	49%	27	59%	0	0	0	0	46	46	

Superintendent Goal 1:
 Through the implementation of district instructional initiatives, the percent of students who show progress and growth in the areas of Reading and Math on the district reading math screeners will increase by 5%.

Note: Test students at the beginning of the year, mid year and end of year to indicate that students are making progress.

• Math Data

•

Beginning of Year - IXL - Math

	BOY 2 or more grade levels below		MOY 2 or more grade levels below		BOY 1 grade level below		MOY 1 grade level below		BOY On/Above Grade Level		MOY On/Above Grade Level		Enrolled Number
	#	Percent	#	Percent	#	Percent	#	Percent	#	Percent	#	Percent	
Kinder			0/25	0%			16/25	64%			9/25	36%	26
1st grade	12	35%	5/36	13%	21	62%	29/36	81%	1	3%	2/36	6%	35
2nd grade	15	43%	5/36	14%	17	49%	24/36	67%	3	8%	7/36	19%	38
3rd grade	15	52%	6/26	23	12	41%	18/26	69%	2	7%	2/26	7%	29
4th grade	17	46%	6/38	16%	16	43%	24/38	63%	4	11%	8/38	21%	38
5th grade	11	32%	5/24	20%	18	53%	9/24	38%	5	34%	10/24	42%	37
6th grade	27	75%	27/32	84%	2	6%	2/32	6%	7	19%	3/32	9%	38
7th grade	27	80%	32/35	91%	3	9%	1/35	3%	4	11%	2/35	6%	38
8th grade	30	83%	24/33	73%	1	3%	3/33	9%	5	14%	6/33	18%	38
9th grade	25	87%	28/29	97%	3	10%	1/29	3%	1	3%	0	0	31
10th grade	27	82%	33/37	89%	5	15%	1/37	3	1	3%	3/37	8%	38
11th grade	25	96%	40/40	100%	1	4%	0	0	0	0	0	0	40
12th grade	22	96%	42/43	98%	0	0%	0	0	1	4%	1/43	2%	43


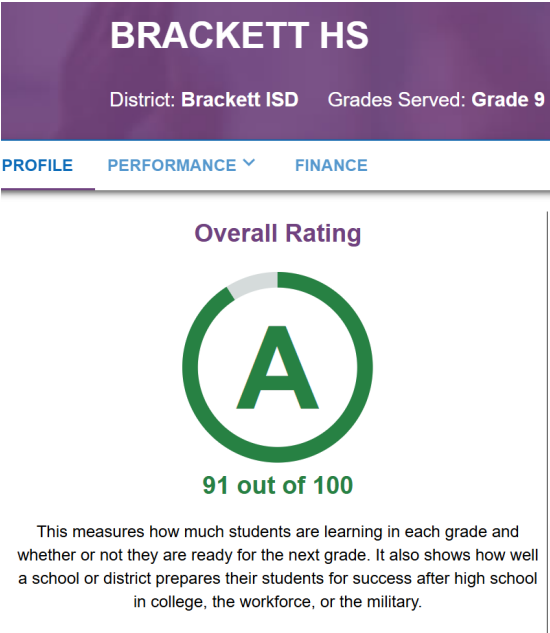
	BOY Total On or Above Grade Level	MOY Total On or Above Grade Level	
Kinder		36%	36%
1st grade	3%	6%	3%
2nd grade	8%	19%	11%
3rd grade	7%	7%	0%
4th grade	11%	21%	10%
5th grade	34%	42%	8%
6th grade	19%	9%	-10%
7th grade	11%	6%	-5%
8th grade	14%	18%	4%
9th grade	3%	0%	-3%
10th grade	3%	8%	5%
11th grade	0%	0%	0%
12th grade	4%	2%	-2%

Superintendent Goal 1:
Through the implementation of district instructional initiatives, the percent of students who show progress and growth in the areas of Reading and Math on the district reading math screeners will increase by 5%.

Key Indicators:

- Improve STAAR scores, close the academic gaps and improved scores in special populations – accountability rating of A
- Close the success gap amongst student groups
- Increase success in the area of CCMR to include TSI, SAT/ACT and industry-based certifications

STAAR DATA						NEW STAAR REDESIGN		
Preliminary STAAR Reports _ C		2019	COVID 2020	2021	2022 District	DISTRICT 2023	District 2024	Prelim. 25
3rd	Reading	76		80	83	77	78	68
	Math	74		64	79	76	86	46
4th	Reading	86		79	87	82	90	85
	Math	76		64	75	84	80	85
	Writing	73		83				
5th	Reading	88		76	90	82	79	86
	Math	93		68	71	62	70	62
6th	Science	71		68	87	62	53	50
	Reading	68		56	78	75	80	87
7th	Math	87		77	81	81	71	71
	Reading	77		88	87	85	89	86
8th	Math	69		56	41	48	46	48
	Writing	72		69				
9th	Reading	81		91	95	86	90	85
	Math	93		73	73	87	84	68
10th	Social Studies	89		77	60	57	62	44
11th	Science	88		72	74	59	74	75
I.S. End of Course	English I	77		90	92	90/90	93	88
	English II	71		81	92	90/95	94	85
	Alg. 1	93		73	83	85/100	88	93
	Biology	86		77	91	92/98	85	94
	History	94		91	97	98/100	100	100



Superintendent Goal 1:
Through the implementation of district instructional initiatives, the percent of students who show progress and growth in the areas of Reading and Math on the district reading math screeners will increase by 5%.

BRACKETT ISD

2024-25 Total Student Enrollment: **518** Schools


PROFILE

PERFORMANCE ▾

FINANCE

SCHOOLS

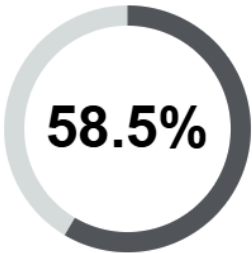
Overall Rating



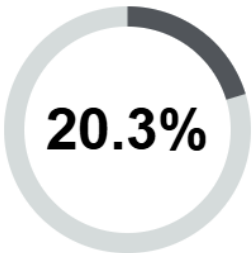
81 out of 100

This measures how much students are learning in each grade and whether or not they are ready for the next grade. It also shows how well a school or district prepares their students for success after high school in college, the workforce, or the military.

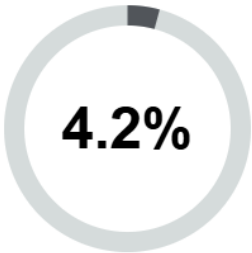
Economically Disadvantaged



Special Education



Emergent Bilingual/English Learners



Continued: Goal 1 – Key Indicator: Implement a professional development plan to meet district needs (utilize the district advisory committee)

Professional Development

Brckett Independent School District

PROFESSIONAL DEVELOPMENT PLAN:

Employee Guide to Professional Development Standards, Guidelines & Requirements 2025 - 2026



Brackett ISD 2025 -2026 Staff Development					
Date	Time	Audience	Location	Presenter	Session
July 31	10:30 - 3:30	New Teachers/Staff	Auditorium/Campus	CO Staff Principals	Orientation
August 4	8:00 - 8:15	ALL DISTRICT STAFF	Tiger GYM	STAFF PICTURES - Wear your District "Survivor" Shirt	
	8:30 - 3:30	ALL DISTRICT STAFF	Civic Center	CO Staff Directors/Admin	CONVOCATION
August 5	8:30 - 3:30	Teachers/Paraprofessionals	Civic Center & Campuses	various	Renaissance Learning, IXL Summit K-12 and Rotations (see separate schedule for this day)
August 6	8:30 - 3:30	ALL DISTRICT STAFF	Civic Center	7 Mindsets Presenter	Stronger Connections - 7 Mindsets
August 7	8:30 -11:30	Teachers/ Paraprofessionals	Civic Center	Gann/Price/Sped Dept	Special Ed/Special Programs - bring laptops
	12:30 - 3:30		Campuses	Principals	Campus Faculty Meeting
	5:30	Back to School Community Pep Rally - Tiger Stadium			
August 8	8:30 - 3:30	Teachers/Paraprofessionals	Civic Center & Campuses	various	iReady, CPR and Rotations (see separate schedule for this day)
		6-12 Math Teachers	Teacher Workday		
August 11	8:30 - 3:30	ALL DISTRICT STAFF	Civic Center	MHDD Presenters	Mental Health First Aid
August 12	8:30 - 3:30	Teacher Planning Day			
	Back to School Registration				
	10:00-10:30	All Elementary Staff	Auditorium	Child Nutrition Presentation	
August 13	8:30 - 3:30	Teacher Workday			
	Meet the Teacher - Open House				
	8:30 - 10:30	New Sped Teachers	Library	Mrs. Gann	Special Ed Systems/IEP's
	8:30 - 3:30	6-12 Math Teachers	Secondary Mtg Rm	Carnegie Learning	Carnegie Learning Math
August 14	8:30 - 9:30	ALL DISTRICT STAFF	Auditorium	Benefits Presenter	
	9:30 - 3:30		B4-RM 40	Benefits Enrollment	
	9:30 - 11:30	ALL District Paraprofessionals	Auditorium	Counselors	"Team Work Makes the Dream Work"
	9:30 - 3:30	Teacher Workday			
August 15	8:30 - 3:30	Teacher Workday			
Teacher/Staff Workday can be used to do:				Teacher Planning Day:	
Get Classrooms ready				Teachers must work together w/department or team	
Required Online Trainings - if you choose				on planning for instruction.	
Curriculum Planning/Lesson Planning					
Collaborating with other teachers					
ALL DISTRICT STAFF - are days that ALL staff are required to attend Professional Development.					
Days where assignment is not given please see your immediate supervisor for instructions.					

Continued: Goal 1 – Key Indicator: Purchase instructional resources, curriculum and trainings for effective implementation

Program	Used By	Area of Focus	Fund Source
Ekohi - PPD	Admin/Teachers/Paras	Lesson Plans/Behavior Tracker/Sped Tracker/Curriculum	District - 199
TEKS Resource	Teachers	Curriculum	District - 199
Eduphoria	Admin/Teachers/Paras	Curriculum/Assessments/Data Analysis/PD tracking	District - 199
Insights - 7 Minds	Counselors/Teachers/Admin	Social Emotional Support/Curriculum	GRANT
Alongside	District Staff/Students	Social Emotional Support	GRANT
Carnegie - mathia is student online	Teachers/Admin	Math Curriculum - 6-12	GRANT
Renaissance Learning	Teachers/Admin/Library Manager/Students	Reading/vocubular/curriculum support	District - 199
Odysseyware/Imagine Learning	Teachers/Admin/Credit Recovery	Curriculum	District - 199
Learning.com	K-8; Teachers/Students	Technology Curriculum	District - 199
IReady to include Think UP toolbox	K-5 Teachers/Students	Reading & Math Diagnostics & Support	District - 199
Summit K12 ESL	Teachers/ Students 5-8 Science	Science Curriculum/Diagnostics & Support	District - 199
IXL	6-12 Math Teachers/Students	Math Curriculum/Diagnostics & Support	District - 199
Ed Puzzle	Teachers/Students	Curriculum support	District - 199
Scholastic Studies Weekly	K-5 Teachers/Students	Curriculum	District - 199
ICEV	6-12 CTE	Curriculum/Diagnostics/Certifications/Support	EMAT
Positive Physics & Chemistry	HS Science Teachers/Students	Curriculum support	District - 199
Quill	HS English Teachers/Students	Curriculum support	District - 199
Really Great Reading	K-3 Teachers	Phonics/Reading Curriculum	District - 199
Scope Magazine	K-5 Teachers/Students	Curriculum support	District - 199
Newslea	Teachers/Students	Research support for students	District - 199
Dave Ramsey	CTE Teachers/Students	Financial Lit Curriculum	District - 199
Business U	CTE Teachers/Students	Accounting Curriculum/Certification	District - 199
Tx Quest	Teachers/Students	Library support materials for teachers/students	District - 199
Brain Buffet - Adobe	CTE Teachers/Students	Graphic Design	District - 199
Adobe Pro Cert	CTE Teachers/Students	Graphic Design	District - 199
Learning Ally	Admin/Teachers/Students	Reading support	District - 199
Leadforward	Teachers	Accountability/Curriculum support	District - 199
On My Way	Prek Teachers	Curriculum - State Adopted	District - 199
HMH	Teachers/Students	ELAR/Reading Curriculum - State Adopted	EMAT
Envision	Teachers/Students	Math Curriculum - State Adopted	EMAT
Stemscopes	Teachers/Students	Science Curriculum - State Adopted	EMAT
McGraw Hill	Teachers/Students	Science/Social Studies Curriculum - State Adopted	EMAT

Continued: Goal 1 – District Advisory/Faculty Meetings

Areas of Focus for District Advisory

- Calendar
- Professional Development
- Budget Training
 - Process/Procedures
 - Timelines
- Safety Update
- New Legislation/Policies
- School Health and Nutrition

District Wide Faculty Meetings

* Last day of every six weeks



The poster features a dark background with geometric patterns in shades of gray and gold. At the top center is the Brackett ISD logo, a circular emblem with a gold 'B' and the text 'ONE DISTRICT ** ONE TEAM' and 'BRACKETT ISD'. Below the logo, the text 'BRACKETT ISD' is in white, 'DISTRICT ADVISORY' is in gold, 'COMMITTEE MEETINGS' is in white, and '2025-2026' is in gold. A list of meeting dates is at the bottom right.

BRACKETT ISD
DISTRICT ADVISORY
COMMITTEE MEETINGS
2025-2026

- February 7, 2025
- April 4, 2025
- May 21, 2025
- July 23, 2025
- September 19, 2025

Superintendent Goal 2:
By closely monitoring the district’s DOI program and implementation of support services for non-certified teachers, the district will reduce the number of uncertified teachers to less than 10%.

- Key Performance Indicators
 - Higher percentage of certified teachers
 - Increase completion of DOI
 - Decrease Intern positions
 - Grow the education pathways

Additional Highlights:

- High School CTE Pathway for Educational Aide
- Partnership with Sul Ross International 2+2 program for students to complete Degree and Certification
- As of 25-26 school year, no teacher interns hired.
- District DOI Check-in and purchase of 240 support for certification tests for DOI teachers on staff

Teacher Certification			
Number of Teachers	# NON-Cert Teachers	Year	Percent
53	13	23/24	25%
50	12	24/25	24%
48	7	25/26	14%
EXPECTED BY EOY 48	3	May 2026	6%

Superintendent Goal 3:
 In order to improve the generation of revenue through the average daily attendance (ADA) Brackett ISD will improve every six weeks attendance rate to 96% and focus on student enrollment.

- Key Performance Indicators
 - Monitor and report on six weeks attendance
 - Implement district developed procedures for use of local funds and budget planning
 - Apply for grants when suitable
 - Effectively plan for the use state and federal funds and align funds appropriately to assist with fund balance.

BRACKETT ISD					Award \$
FY 2025-2026				Stronger Connections Planning (429-5)	\$ 120,000
HISTORICAL FUND BALANCE ANALYSIS				Stronger Connections (288-4)	\$ 357,280
				ACE 2025-2026 (265-6)	\$ 285,600
	AUDITED Fund Balance per G-1 Audit Schedule				
	June 30, 2022	June 30, 2023	June 30, 2024	June 30, 2025	Diff. 2022 vs 2025
Net Change in Fund Balance Increase (Decrease)	\$ (568,724)	\$ 727,770	\$ (648,438)	\$ (726,848)	
Fund Balance at July 1	\$ 6,415,740	\$ 5,847,016	\$ 6,574,786	\$ 5,926,348	
AUDITED Ending Balance at June 30	\$ 5,847,016	\$ 6,574,786	\$ 5,926,348	\$ 5,199,500	\$ (647,516)
	Summer Budget Approval				
Budgeted Fund Balance*	2021-2022	2022-2023	2023-2024	2024-2025	
Actual Beginning	\$ 6,415,740	\$ 5,847,016	\$ 6,574,786	\$ 5,926,348	
Beg. Of Year Budget Approved	\$ 1,177,589	\$ 1,405,205	\$ 1,434,385	\$ 1,527,409	
Est. Balance - Ending June 30	\$ 5,238,151	\$ 4,441,811	\$ 5,140,401	\$ 4,398,939	
Fiscal Year Net Changes	\$ 18,000	\$ (1,192,272)	\$ (470,713)	\$ (659,092)	
Est. Balance - Ending June 30	\$ 5,220,151	\$ 5,634,083	\$ 5,611,114	\$ 5,058,031	
*Decrease (Increase)					

Key Performance Indicators

- * Implement district developed procedures for use of local funds and budget planning
- * Effectively plan for the use state and federal funds and align funds appropriately to assist with fund balance.



What was Brackett ISD's rating?

2024-2025 Ratings

Based on School Year 2023-24 Data

A = Superior Achievement

District Score = 100

Superintendent Goal 4:

In order to improve transparency between all stakeholders and the district, a minimum of two parent/community engagement meetings will be held throughout the year.

- Key Performance Indicators
 - Conduct parent meetings
 - Provide opportunities for community involvement
 - Use of method of communication to include – newspaper, emails, website and social media
 - Community Events
- Update
- ACE Parental program (trainings, engagement opportunities, partnership events with students)
- Parental meetings will also be a part of the Stronger connections grant program
- District Advisory – representation for all staff/business/parents/community members
- New Website
- COMMUNITY EVENTS
- Community Pep-Rallies
- Fall Festival
- College and Career Events
- Community Volunteers and Tutors for After School Program



BRACKETT ISD

PARENT MEETINGS 2025-2026

- August 27, 2025 - Coffee with Counselors
- September 24, 2025 - Handbook Meeting
- October 29, 2025 - 3rd Grade Parent Night
- October 29-30, 2025 - Fentanyl Awareness
- December 3, 2025 - Parent & Family Engagement Training



Moving Forward:

One District One Team

Use surveys and needs assessment data to plan for improvements in all areas

- **Instruction** -promote high academic achievement and social emotional support through curriculum and Interventions
- **Strategic Planning for Facilities Improvement**– promote safe, healthy, engaging and inclusive learning environment
- **Finance**- fiscally responsible budgeting
- **School Climate**- continue to improve communication to build transparency and trust





State of District Resources

- Texas Education Agency
 - Historical Texas Academic Performance Reports
 - PEIMS Standard Reports
 - PEIMS Financial Reports
- 2024-25 Financial Integrity Rating System of Texas
- Brackett ISD Financial Audits
- District and Campus Improvement Plans
- District of Innovation
- Brackett ISD Personnel – Ascender/On Data Suites

