



LAKELAND JOINT SCHOOL DISTRICT
Committed to Academic Excellence ... Dedicated to Student Success

Board Agenda Item Request

AGENDA ITEM: Discussion Item - Quarterly Heritage Health Data

PURPOSE: Required quarterly by policy

MEETING DATE: June 18, 2025

PREPARED BY: Lisa Arnold

SUMMARY

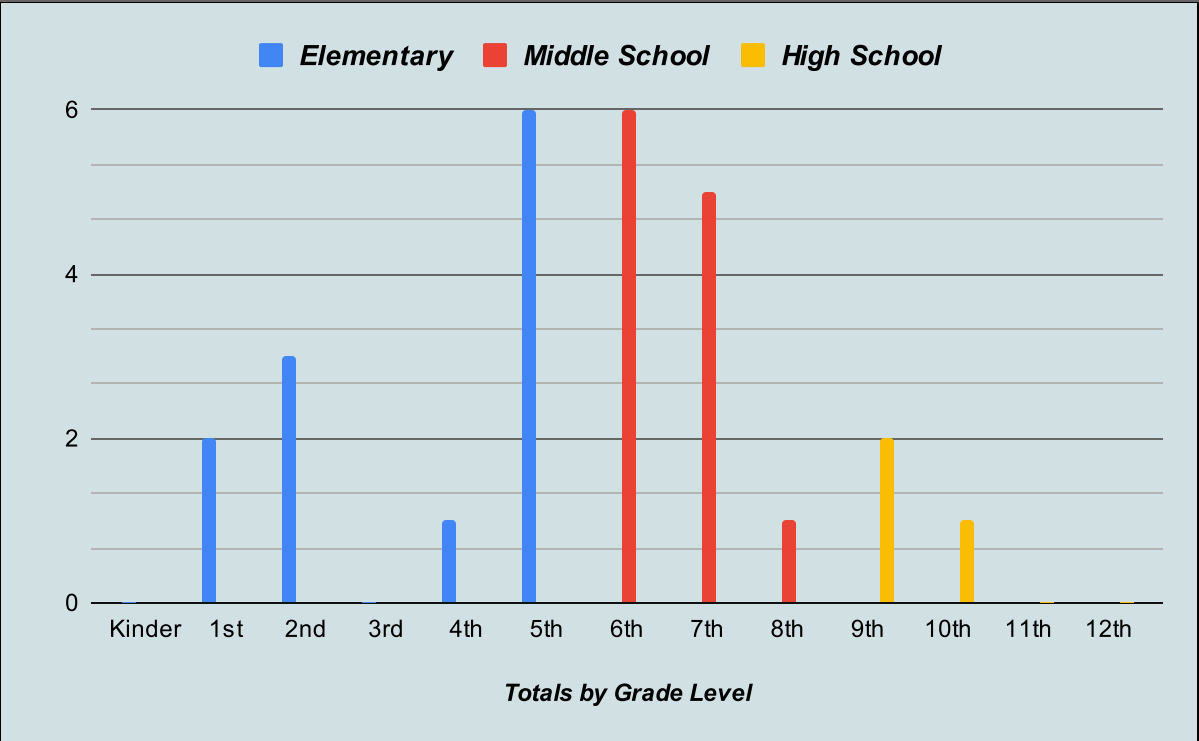
Please find the Heritage Health and Acuity reports below.

[Heritage Health](#)

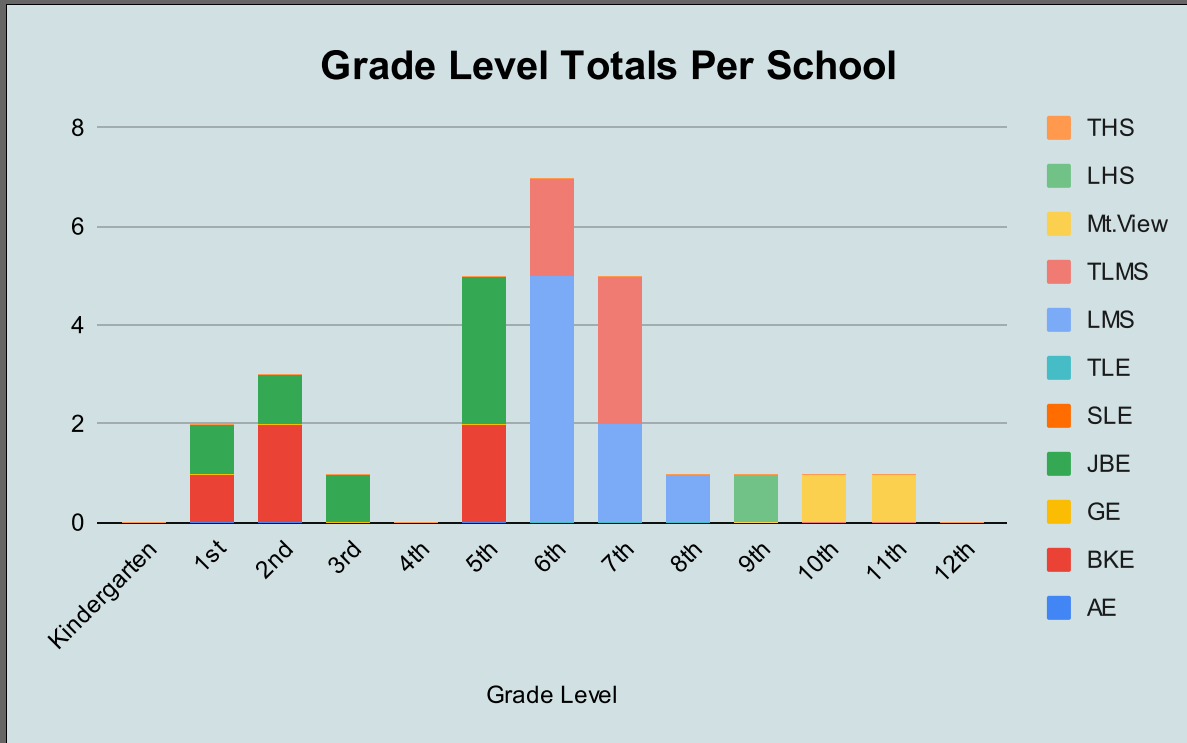
[District Acuity Report](#)

Heritage Health Services Totals by Grade Level			
Kinder	0		
1st	2		
2nd	3		
3rd	0		
4th	1		
5th	6		
6th		6	
7th		5	
8th		1	
9th			2
10th			1
11th			0
12th			0
Totals	Elementary	Middle School	High School
	12	12	3

Heritage Health Services Totals by Grade Level



Totals Per School														
Grade Level	AE	BKE	GE	JBE	SLE	TLE	LMS	TLMS	Mt.View	LHS	THS			
Kindergarten	0	0	0	0	0	0								
1st	0	1	0	1	0	0								
2nd	0	2	0	1	0	0								
3rd	0	0	0	1	0	0								
4th	0	0	0	0	0	0								
5th	0	2	0	3	0	0								
6th							5	2						
7th							2	3						
8th							1	0						
9th												0	1	0
10th												1	0	0
11th												1	0	0
12th									0	0	0			
Totals	0	5	0	6	0	0	8	5	2	1	0			

[illegible]

Grade Level	Heritage Health Served
K	0
1st	0
2nd	0
3rd	0
4th	0
5th	0
Totals	0

[illegible]

Grade	Heritage Health Served
K	0
1st	0
2nd	0
3rd	0
4th	0
5th	0
Totals	0

0	Heritage Health Served
K	0
1st	1
2nd	2
3rd	1
4th	1
5th	4
Totals	9

Grade	Heritage Health Served			
K	0		* No Heritage Health services at TLE	
1st	0			
2nd	0			
3rd	0			
4th	0			
5th	0			
Totals	0			

Grade	Heritage Health Served
K	0
1st	0
2nd	0
3rd	0
4th	0
5th	0
Totals	0

Grade	Heritage Health Served
6th	5
7th	2
8th	1
Totals	8

Grade	Heritage Health Served
6th	2
7th	1
8th	0
Totals	3

Grade	Heritage Health Served
7	0
8	0
9	1
10	1
11	0
12	
Totals	2

Grade	Heritage Health Served
9th	0
10th	0
11th	0
12th	0
Totals	0

Grade	Heritage Health Served
9th	1
10th	0
11th	0
12th	0
Totals	1

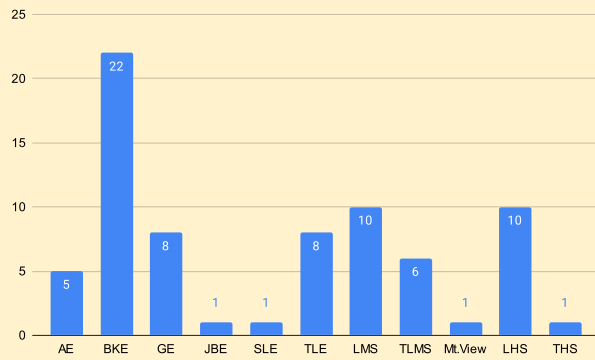
Month	SI Protocols	Referrals to Hospital	Psychiatric Hospitalizations	Heritage Health (# students served)	Heritage Health (# on wait list)	# Requesting HH services
Sept	9	1	6	27	9	5
Oct	8	2	2	25	10	3
Nov	6	1	1	23	12	2
Dec	6	0	1	24	11	0
Jan	8	1	0	24	9	2
Feb	13	1	0	24	11	3
March	8	1	1	29	9	1
April	8	0	2	28	10	5
May	5	0	1	25	11	1
June	2	1	0	17	11	0
July	0	0	0	0	0	0
Aug	0	0	0	0	0	0
Totals	73	8	14	27	27	22

Totals by School

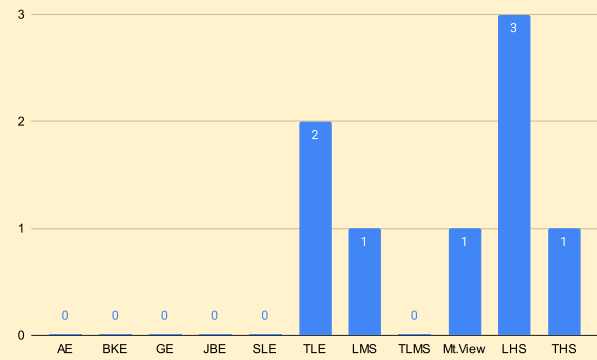
School	SI Protocols	Referrals to hospital	Psychiatric Hospitalizations	Heritage Health (# students served)	Heritage Health (# on wait list)	# Requested HH services
AE	5	0	0	0	0	0
BKE	22	0	0	3	0	0
GE	8	0	0	0	0	0
JBE	1	0	3	8	11	0
SLE	1	0	0	0	0	0
TLE	8	2	0	0	0	0
LMS	10	1	3	7	0	0
TLMS	6	0	2	5		
Mt. View	1	1	2	3	0	0
LHS	10	3	3	0	0	0
THS	1	1	1	0		
Totals	73	8	14	26	11	0

Totals Per School

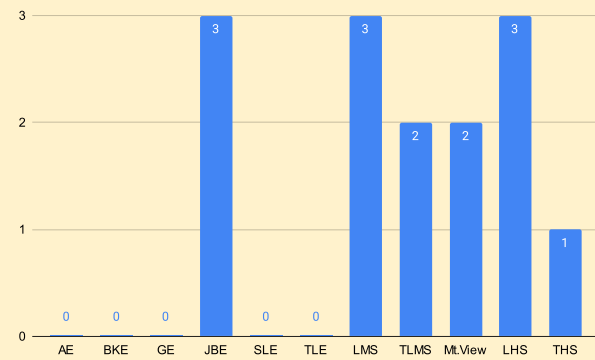
SI Protocols



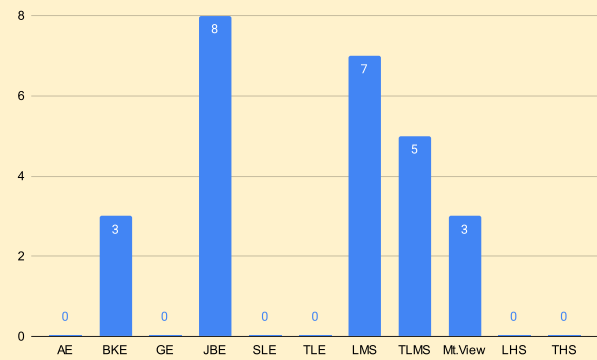
Referrals to Hospital



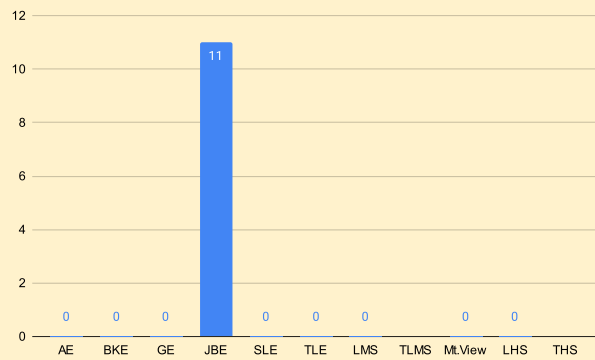
Psychiatric Hospitalizations



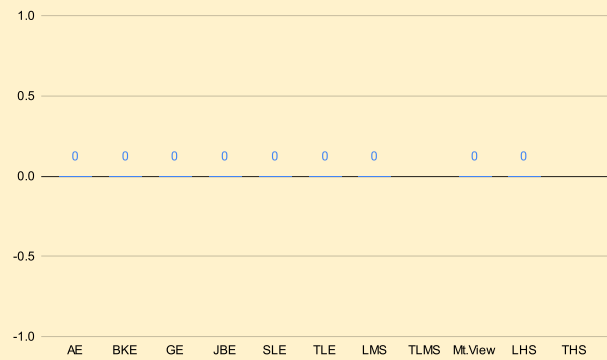
Heritage Health (# students served)



Heritage Health (# on wait list)

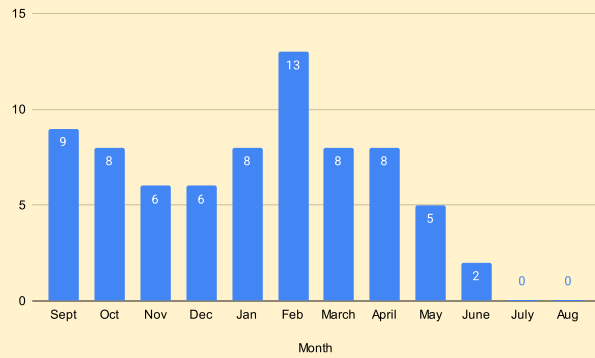


Requesting Heritage Health Services

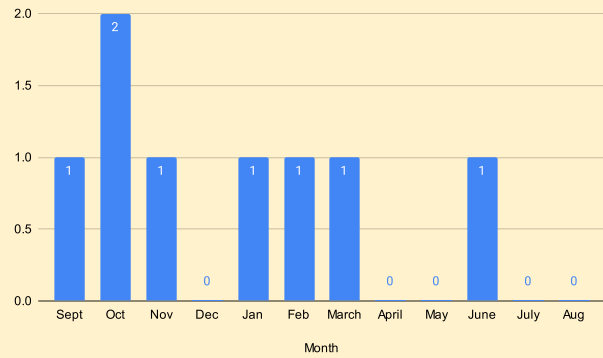


Overall Graphs

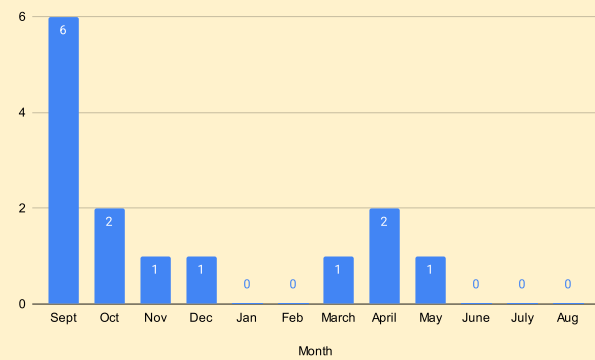
SI Protocols vs. Month



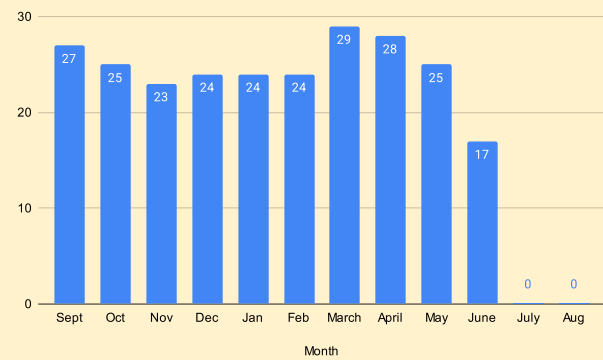
Referrals to hospital vs. Month



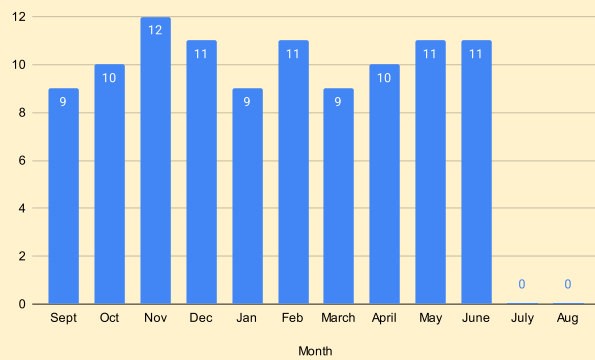
Psychiatric Hospitalizations vs. Month



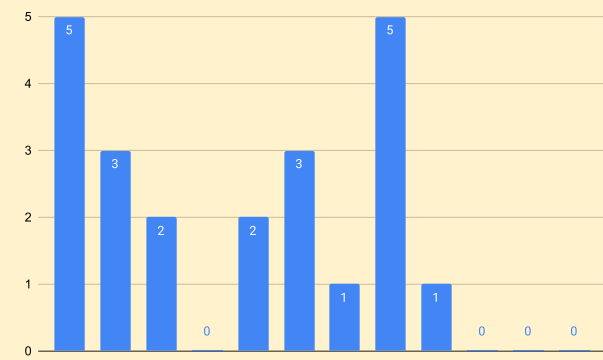
Heritage Health
(# students served) vs. Month



Heritage Health
(# on wait list) vs. Month



Students
Waiting for HH Opening



Month	SI Protocols	Referrals to hospital	Psychiatric Hospitalizations	Heritage Health (# students served)	Heritage Health (# waiting)	# Parents requesting HH Services
Sept	0	0	0	0	0	2
Oct	1	0	0	0	0	1
Nov	1	0	0	0	0	0
Dec	0	0	0	0	0	0
Jan	1	0	0	0	0	0
Feb	1	0	0	0	0	0
March	1	0	0	0	0	0
April	0	0	0	0	0	0
May	0	0	0	0	0	0
June	0	0	0	0	0	0
July						
Aug						
Totals	5	0	0	0	0	0

[illegible]

Month	SI Protocols	Referrals to hospital	Psychiatric Hospitalizations	Heritage Health (# students served)	Heritage Health (# waiting)	# Parents requesting HH Services
Sept	2	0	0	0	0	0
Oct	0	0	0	0	0	0
Nov	0	0	0	0	0	0
Dec	1	0	0	0	0	0
Jan	0	0	0	0	0	0
Feb	1	0	0	0	0	0
March	1	0	0	0	0	0
April	3	0	0	0	0	0
May	0	0	0	0	0	0
June						
July						
Aug						
Totals	8	0	0	0	0	0

Month	SI Protocols	Referrals to hospital	Psychiatric Hospitalizations	Heritage Health (# students served)	Heritage Health (# waiting)	# Parents requesting HH Services
Sept	0	0	2	6	8	2
Oct	0	0	0	6	10	2
Nov	0	0	0	6	12	2
Dec	0	0	0	7	11	0
Jan	1	0	0	7	9	1
Feb	0	0	0	7	11	2
March	0	0	0	9	9	0
April	0	0	1	9	10	1
May	0	0	0	9	11	1
June	0	0	0	9	11	0
July						
Aug						
Totals	1	0	3	9	11	0

Month	SI Protocols	Referrals to hospital	Psychiatric Hospitalizations	Heritage Health (# students served)	Heritage Health (# waiting)	# Parents requesting HH Services	
Sept	0	0	0	0	0	0	(No HH services at TLE)
Oct	0	0	0	0	0	0	
Nov	0	0	0	0	0	0	
Dec	0	0	0	0	0	0	
Jan	1	1	0	0	0	0	
Feb	5	0	0	0	0	0	
March	1	0	0	0	0	0	
April	0	0	0	0	0	0	
May	0	0	0	0	0	0	
June	1	1	0	0	0	0	
July							
Aug							
Totals	8	2	0	0	0	0	

Month	SI Protocols	Referrals to hospital	Psychiatric Hospitalizations	Heritage Health (# students served)	Heritage Health (# waiting)	# Parents requesting HH Services
Sept	1	0	0	0	0	1
Oct	0	0	0	0	0	0
Nov	0	0	0	0	0	0
Dec	0	0	0	0	0	0
Jan	0	0	0	0	0	0
Feb	0	0	0	0	0	0
March	0	0	0	0	0	0
April	0	0	0	0	0	0
May	0	0	0	0	0	0
June	0	0	0	0	0	0
July						
Aug						
Totals	1	0	0	0	0	0

Month	SI Protocols	Referrals to hospital	Psychiatric Hospitalizations	Heritage Health (# students served)	Heritage Health (# waiting)	# Parents requesting HH Services	
Sept	0	0	2	5	1	0	
Oct	3	0	0	5	0	0	
Nov	0	0	0	5	0	0	
Dec	1	0	0	5	0	0	
Jan	0	0	0	5	0	0	
Feb	1	0	0	5	0	0	
March	1	1	0	8	0	0	
April	1	0	0	8	0	2	
May	3	0	1	8	0	0	
June							
July							
Aug							
Totals	10	1	3	8	0	0	

Month	SI Protocols	Referrals to hospital	Psychiatric Hospitalizations	Heritage Health (# students served)	Heritage Health (# waiting)	# Parents requesting HH Services
Sept	0	0	1	3	0	0
Oct	1	1	1	3	0	0
Nov	0	0	0	0	0	0
Dec	0	0	0	3	0	0
Jan	0	0	0	3	0	0
Feb	0	0	0	3	0	0
March	0	0	0	2	0	0
April				2		
May						
June						
July						
Aug						
Totals	1	1	2	2	0	0

Month	SI Protocols	Referrals to hospital	Psychiatric Hospitalizations	Heritage Health (# students served)	Heritage Health (# waiting)	# Parents requesting HH Services
Sept	1	0	0	5		
Oct	0	0	1	5		
Nov	2	0	0	6		
Dec	0	0	1	4		
Jan	2	0	0	4		
Feb	0	0	0	4		
March	0	0	0	5		
April	0	0	0	4		
May	0	0	0	3		
June	1	0	0	3		
July						
Aug						
Totals	6	0	2	3		

Month	SI Protocols	Referrals to hospital	Psychiatric Hospitalizations	Heritage Health (# students served)	Heritage Health (# waiting)	# Parents requesting HH Services	
Sept	3	0	0	1	0	0	F, K, L
Oct	2	1	0	1	0	0	F, K, L
Nov	0	1	1	1	0	0	F, L, K
Dec	1	0	0		0	0	L, F, K
Jan	0	0	0		0	0	F, L, K
Feb	3	1	0		0	0	L, F, K
March	1	0	1		0	0	L, F, K
April	0	0	1		0	0	L, F, K
May	0	0	0	0	0	0	L, K, F
June	0	0	0	0	0	0	L, F, K
July							
Aug							
Total	10	3	3	0	0	0	

Month	SI Protocols	Referrals to hospital	Psychiatric Hospitalizations	Heritage Health (# students served)	Heritage Health (# waiting)	# Parents requesting HH Services
Sept	1	1	1	0		
Oct	0	0	0	0		
Nov	0	0	0	0		
Dec	0	0	0	0		
Jan	0	0	0	0		
Feb	0	0	0	0		
March	0	0	0	0		
April	0	0	0	0		
May	0	0	0	0		
June	0	0	0	0		
July						
Aug						
Total	1	1	1			