



Board of Education meeting 2.21.2023

The vision of Roselle District 12 is to prepare students to ethically engage in our global society.



Student Achievement Update: Mid-year

WHAT

- iReady data for ELA, math
- Sub-groups
- Interventions

SO WHAT

- Analysis of the data

NOW WHAT

- Next steps





WHAT: Overall Growth (ELA), K-8, Trend Data





WHAT: Subgroup Growth (ELA), K-8, Special Education

All students



Students receiving special education services





WHAT: Subgroup Growth (ELA), EL

All students

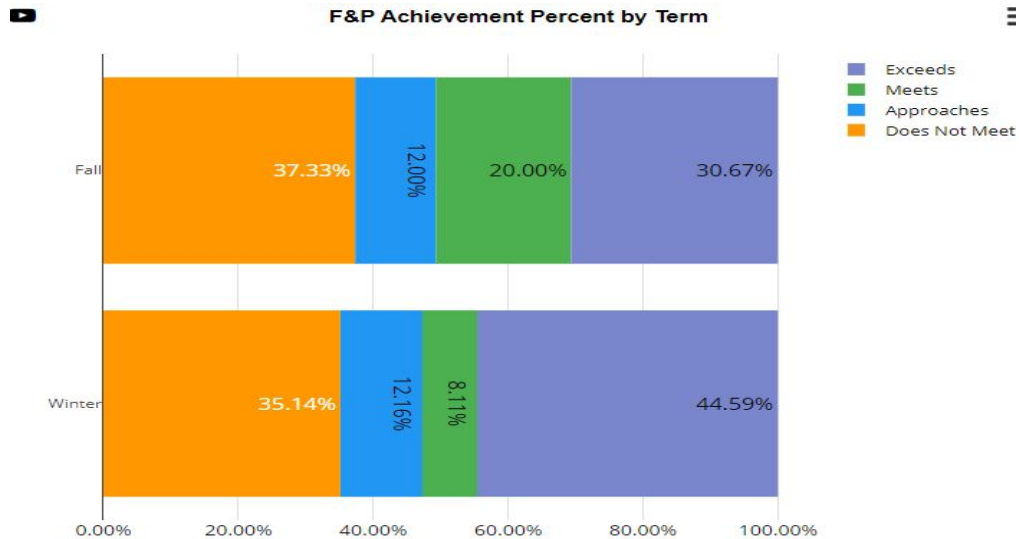
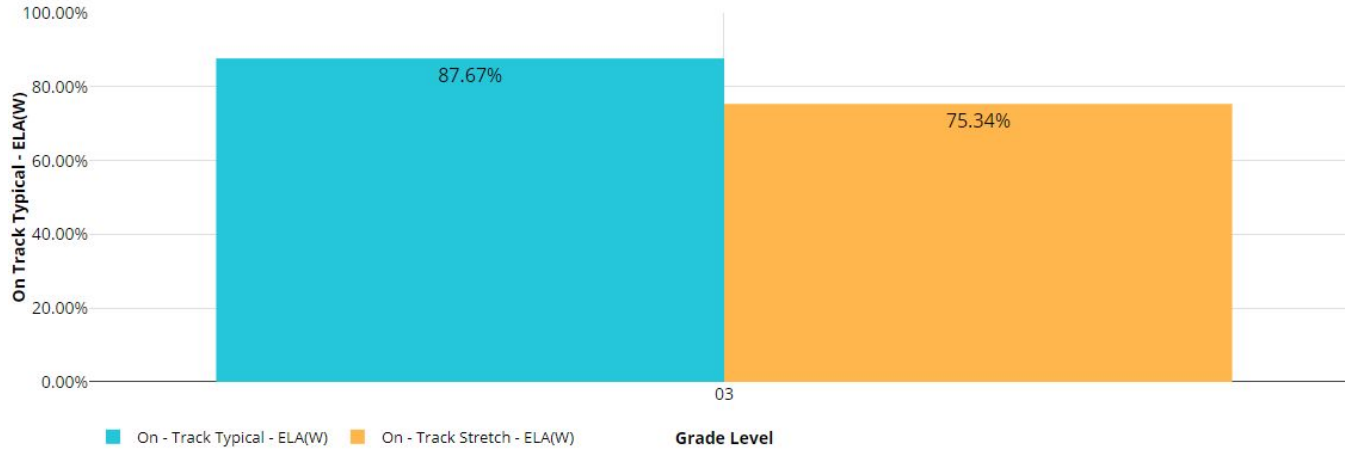


Students receiving EL services





WHAT: Third Grade Reading Goal





Intervention Data

Tier 1: Instruction all students receive in grade level content

Tier 2: Students performing no more than 1 year below grade level, receive additional instruction in the classroom (targeted small group instruction) in addition to Tier 1

Tier 3: Performing more than one year below grade level, receive targeted instruction by a specialist in addition to Tier 1 and Tier 2

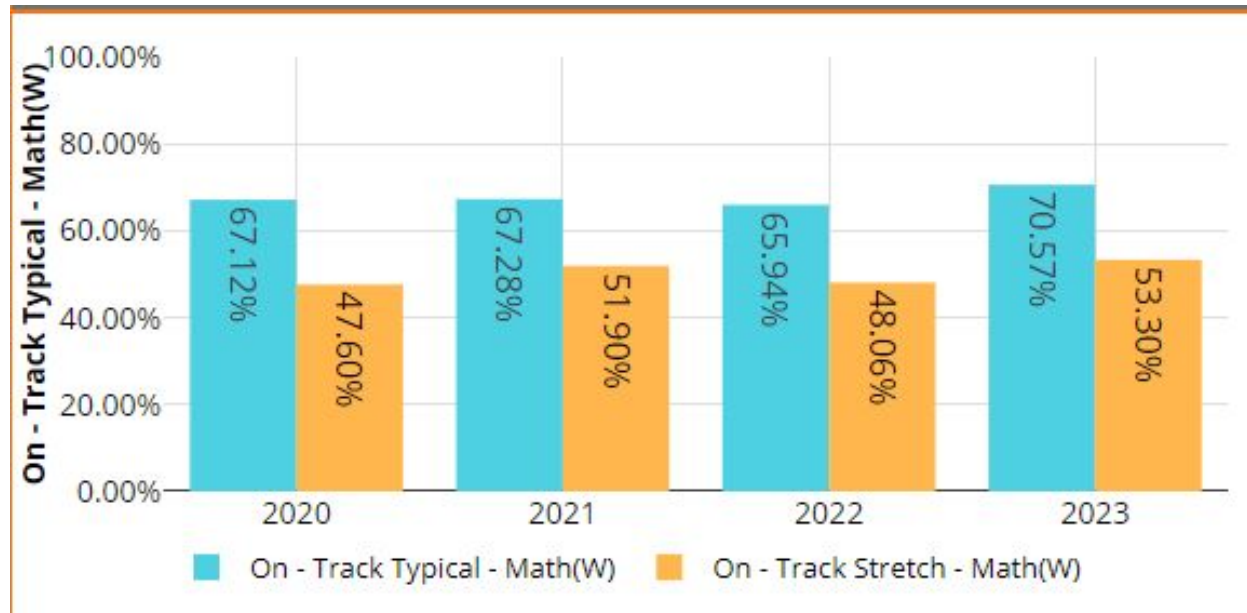
Fall 2022 to Winter 2023 Intervention Numbers--Reading

Grade	Student Population		Tier 2		Tier 3		Student Movement					
	Tier 2 Fall: Winter:	Tier 3 Fall: Winter:	On Track to Make Typical Growth	On Track to Make Stretch Growth	On Track to Make Typical Growth	On Track to Make Stretch Growth	Tier 1 to Tier 2	Tier 2 to Tier 3	Tier 3 to Tier 2	Tier 2 to Tier 1	Tier 3 to Tier 1	Tier 3 to IEP
Total	Fall: 30 Winter: 33	Fall: 26 Winter: 15	27/30 90%	23/30 77%	22/25 88%	18/25 72%	12	4	10	13	5	2

ELA Growth, Enrichment Groups, Grades 1-5: Typical (65%), Stretch (58%)

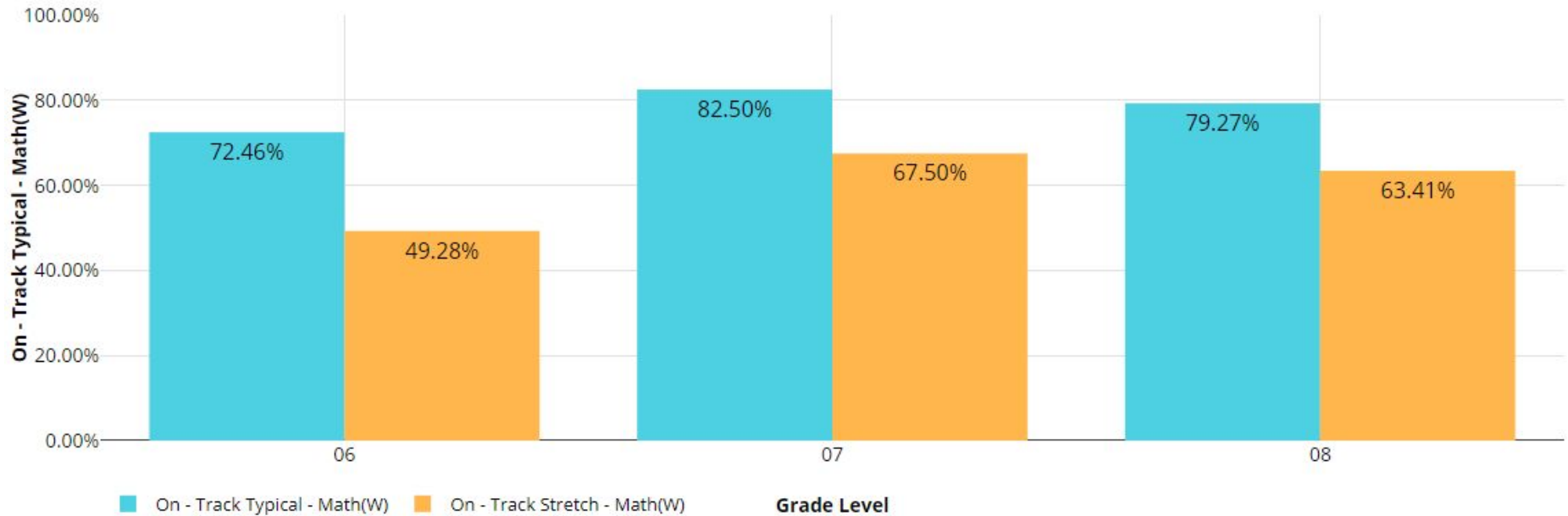


WHAT: Overall Growth (Math), K-8





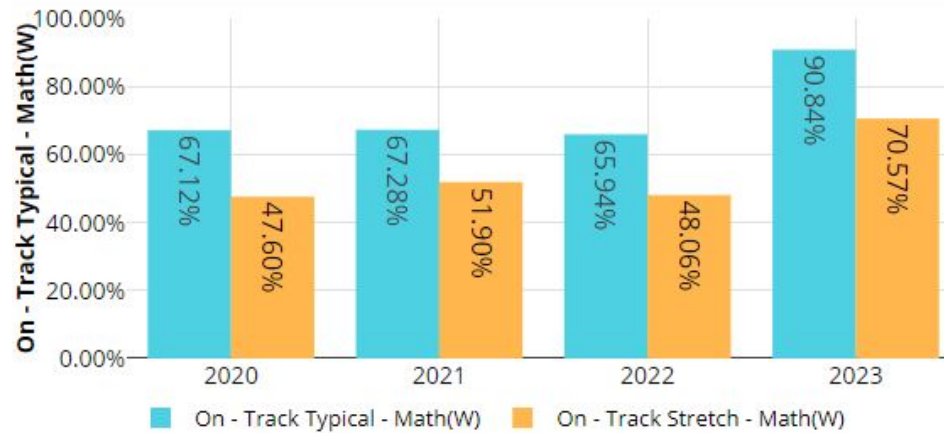
WHAT: Eighth Grade Math Goal



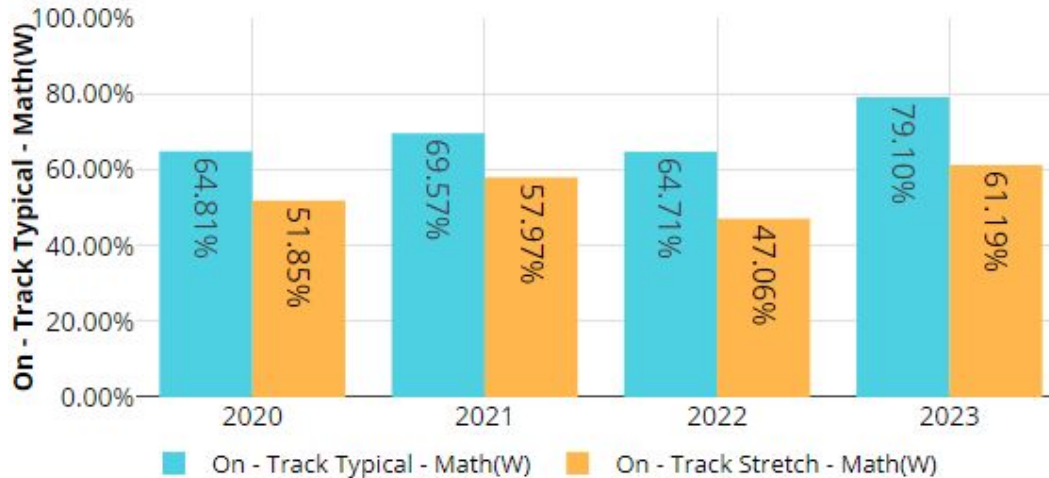


WHAT: Subgroup Growth (Math), Special Education

All Students



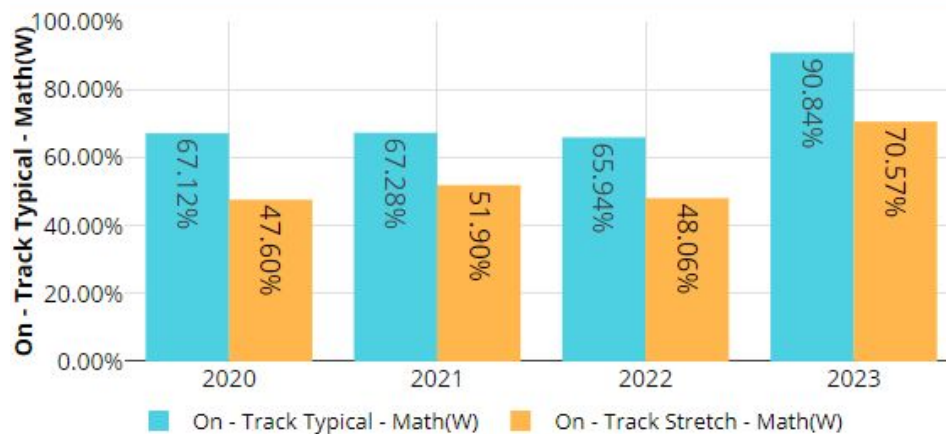
Students Receiving Special Education Services



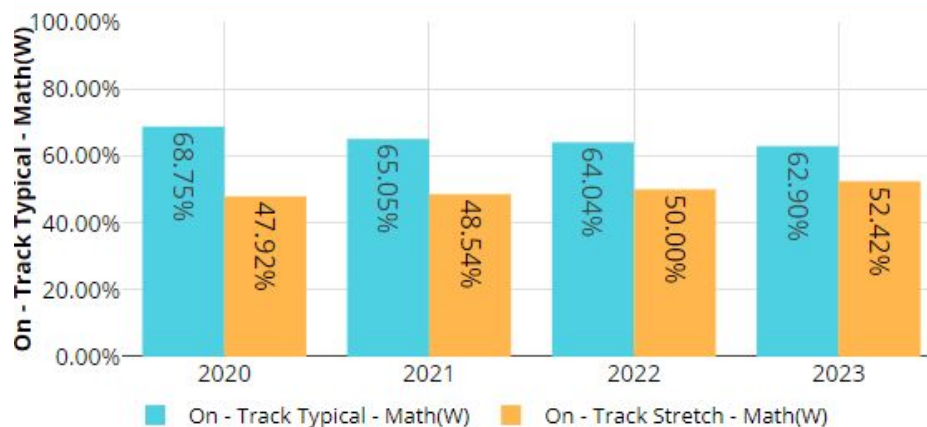


WHAT: Subgroup Growth (Math), EL

All
Students



Students
Receiving
EL Services





Intervention Data

Tier 1: Instruction all students receive in grade level content

Tier 2: Students performing no more than 1 year below grade level, receive additional instruction in the classroom (targeted small group instruction) in addition to Tier 1

Tier 3: Performing more than one year below grade level, receive targeted instruction by a specialist in addition to Tier 1 and Tier 2

Fall 2022 to Winter 2023 Intervention Numbers--Math

Grade	Student Population		Tier 2		Tier 3		Student Movement at Winter Benchmark			
	Tier 2 Fall: Winter:	Tier 3 Fall: Winter:	On Track to Make Typical Growth	On Track to Make Stretch Growth	On Track to Make Typical Growth	On Track to Make Stretch Growth	Tier 1 to Tier 2	Tier 2 to Tier 3	Tier 3 to Tier 2	Tier 2 to Tier 1
TOTAL Grade 3-8	7	17	6/7 86%	4/7 57%	13/16 81%	11/16 69%		7	4	1

Math Growth, Enrichment Groups, Grades 1-5: Typical (65%), Stretch (50%)



So What/Now What

So What

- We serve many students very well
- Extremely pleased with overall and subgroup growth; the laser-like focus on the growth of these students has paid off
- In many grades we are seeing a decrease in the variance between teachers

Now What

- Data used to identify students for summer learning
- Continue to examine data at the individual student level to insure no students fall through the cracks
- Collaboration through PLC's and continued learning for co-teaching will be areas of focus
- Continue to examine how students in need of enrichment are being supported in the classroom

