



## ISDLAF+ Monthly Statement

Statement for the Account of:  
GENEVA C.U.S.D. #304

(10385-116) GENERAL FUND

Statement Period  
Mar 1, 2017 to Mar 31, 2017

**ACTIVITY SUMMARY**

**INVESTMENT POOL SUMMARY**


	LIQ	MAX
Beginning Balance	\$3,304,895.61	\$0.22
Dividends	\$1,107.15	\$0.00
Credits	\$3,261,305.78	\$0.00
Checks Paid	\$0.00	\$0.00
Other Debits	(\$5,000,000.00)	\$0.00
<b>Ending Balance</b>	<b>\$1,567,308.54</b>	<b>\$0.22</b>
Average Monthly Rate	0.59%	0.65%

<b>TOTAL LIQ AND MAX</b>	<b>\$1,567,308.76</b>
--------------------------	-----------------------

<b>TOTAL FIXED INCOME</b>	<b>\$22,719,799.32</b>
---------------------------	------------------------

<b>ACCOUNT TOTAL</b>	<b>\$24,287,108.08</b>
----------------------	------------------------

GENEVA C.U.S.D. #304  
Donna Oberg  
227 N. FOURTH ST.  
GENEVA, IL 60134



GENEVA C.U.S.D. #304

Statement Period  
Mar 1, 2017 to Mar 31, 2017

TRANSACTION ACTIVITY


BEGINNING BALANCE

\$3,304,895.61

LIQUID CLASS ACTIVITY

Transaction	Trade Date	Settle Date	Description	Redemption/Debit	Purchase/Credit	Share Price	Shares this Transaction
2328645	03/08/17	03/08/17	Phone Wire Redemption	(\$2,500,000.00)		\$1.00	(2,500,000.000)
2330580	03/13/17	03/13/17	Fund Purchase from Term Series TS-229695-1 ISDLAF+ TERM SERIES, IL		\$2,500,000.00	\$1.00	2,500,000.000
2330589	03/13/17	03/13/17	Fund Purchase from Term Series Interest TS-229695-1 ISDLAF+ TERM SERIES, IL		\$5,543.84	\$1.00	5,543.840
2334544	03/20/17	03/20/17	Fund Purchase from FRI Interest SEC - 32979 - GE Capital Bank Certificate of Deposit		\$1,721.73	\$1.00	1,721.730
2334547	03/20/17	03/20/17	Fund Purchase from FRI Interest SEC - 32983 - BMW Bank Of North America Certificate of Deposit		\$1,660.24	\$1.00	1,660.240
2336018	03/22/17	03/22/17	Fund Purchase from FRI Maturity SEC - 37499 - Santander Bank, N.A. / Sovereign Bank Certificate of Deposit		\$248,000.00	\$1.00	248,000.000
2336063	03/22/17	03/22/17	Fund Purchase from FRI Interest SEC - 37499 - Santander Bank, N.A. / Sovereign Bank Certificate of Deposit		\$1,205.69	\$1.00	1,205.690
2336072	03/22/17	03/22/17	Phone Wire Redemption	(\$2,500,000.00)		\$1.00	(2,500,000.000)
2337610	03/24/17	03/24/17	Fund Purchase from FRI Interest SEC - 32961 - Capital One Bank (usa), National Association Certificate of D		\$1,537.26	\$1.00	1,537.260
2337617	03/24/17	03/24/17	Fund Purchase from FRI Interest SEC - 37236 - Ally Bank Certificate of Deposit		\$1,660.24	\$1.00	1,660.240
2338349	03/27/17	03/27/17	Fund Purchase from FRI Maturity SEC - 32986 - Webbank Certificate of Deposit		\$249,000.00	\$1.00	249,000.000
2338360	03/27/17	03/27/17	Fund Purchase from FRI Interest SEC - 32840 - Investors Bank (mhc) Certificate of Deposit		\$1,660.24	\$1.00	1,660.240
2338375	03/27/17	03/27/17	Fund Purchase from FRI Interest SEC - 32986 - Webbank Certificate of Deposit		\$197.84	\$1.00	197.840
2339673	03/29/17	03/29/17	Fund Purchase from FRI Maturity SEC - 37500 - Pacific City Bank Certificate of Deposit		\$249,000.00	\$1.00	249,000.000
2339721	03/29/17	03/29/17	Fund Purchase from FRI Interest SEC - 37500 - Pacific City Bank Certificate of Deposit		\$118.70	\$1.00	118.700
2342361	03/31/17	03/31/17	Dividend Reinvest		\$1,107.15	\$1.00	1,107.150
<b>TOTALS FOR PERIOD</b>				<b>(\$5,000,000.00)</b>	<b>\$3,262,412.93</b>		<b>(1,737,587.070)</b>
<b>ENDING BALANCE</b>							<b>\$1,567,308.54</b>

Questions? Please call 630 657 6400



GENEVA C.U.S.D. #304

Statement Period  
Mar 1, 2017 to Mar 31, 2017

SDA / MMA TRANSACTION ACTIVITY

BANK OF CHINA			BEGINNING BALANCE			\$6,251,289.89
Transaction	Date		Deposits	Withdrawals	Interest / Adjust	Balance
154088	03/31/17	Interest			\$3,504.24	\$6,254,794.13
TOTALS FOR PERIOD			\$0.00	\$0.00	\$3,504.24	
ENDING BALANCE						\$6,254,794.13




GENEVA C.U.S.D. #304

Statement Period  
Mar 1, 2017 to Mar 31, 2017

**FIXED INCOME INVESTMENTS**

**MATURITIES**

Type	M	Holding ID	Settle Date	Transaction Date	Maturity Date	Description	Cost	Face/Par
TS	M	229695-1	08/12/16	03/13/17	03/13/17	TS-229695-1 ISDLAF+ TERM SERIES, IL	\$2,500,000.00	\$2,505,543.84
DTC	M	37499	06/22/16	03/22/17	03/22/17	SEC - 37499 - Santander Bank, N.A. / Sovereign Bank Certificate of Deposit	\$248,166.25	\$248,000.00
DTC	M	32986	09/26/14	03/27/17	03/27/17	SEC - 32986 - Webbank Certificate of Deposit	\$249,289.08	\$249,000.00
DTC	M	37500	06/29/16	03/29/17	03/29/17	SEC - 37500 - Pacific City Bank Certificate of Deposit	\$249,167.26	\$249,000.00
<b>Totals for Period:</b>							<b>\$3,246,622.59</b>	<b>\$3,251,543.84</b>



GENEVA C.U.S.D. #304

Statement Period  
Mar 1, 2017 to Mar 31, 2017

**FIXED INCOME INVESTMENTS**

<b>INTEREST</b>				
Type	Holding ID	Transaction Date	Description	Interest
TS	229695-1	03/13/17	TS-229695-1 ISDLAF+ TERM SERIES, IL	\$5,543.84
DTC	32979	03/20/17	SEC - 32979 - GE Capital Bank Certificate of Deposit	\$1,721.73
DTC	32983	03/20/17	SEC - 32983 - BMW Bank Of North America Certificate of Deposit	\$1,660.24
DTC	37499	03/22/17	SEC - 37499 - Santander Bank, N.A. / Sovereign Bank Certificate of Deposit	\$1,205.69
DTC	32961	03/24/17	SEC - 32961 - Capital One Bank (usa), National Association Certificate of D	\$1,537.26
DTC	37236	03/24/17	SEC - 37236 - Ally Bank Certificate of Deposit	\$1,660.24
DTC	32840	03/27/17	SEC - 32840 - Investors Bank (mhc) Certificate of Deposit	\$1,660.24
DTC	32986	03/27/17	SEC - 32986 - Webbank Certificate of Deposit	\$197.84
DTC	37500	03/29/17	SEC - 37500 - Pacific City Bank Certificate of Deposit	\$118.70
SDA	154088	03/31/17	Savings Deposit Account - BANK OF CHINA	\$3,504.24
<b>Totals for Period:</b>				<b>\$18,810.02</b>



GENEVA C.U.S.D. #304

Statement Period  
Mar 1, 2017 to Mar 31, 2017

CURRENT PORTFOLIO

Type	Code	Holding ID	Trade	Settle	Maturity	Description	Cost	Rate	Face/Par	Market Value
LIQ				03/31/17		LIQ Account Balance	\$1,567,308.54	0.590%	\$1,567,308.54	\$1,567,308.54
MAX				03/31/17		MAX Account Balance	\$0.22	0.650%	\$0.22	\$0.22
SDA	6	154088-1		03/31/17		Savings Deposit Account - BANK OF CHINA	\$6,254,794.13	0.660%	\$6,254,794.13	\$6,254,794.13
CD	N	226220-1	06/15/16	06/15/16	04/05/17	FINANCIAL FEDERAL BANK	\$248,700.00	0.600%	\$249,901.94	\$248,700.00
CD	N	226221-1	06/15/16	06/15/16	04/05/17	FARMERS & MERCHANTS UNION BANK	\$249,000.00	0.491%	\$249,984.64	\$249,000.00
CD	N	226222-1	06/15/16	06/15/16	04/05/17	LANDMARK COMMUNITY BANK	\$249,000.00	0.491%	\$249,984.64	\$249,000.00
CD	N	226223-1	06/15/16	06/15/16	04/05/17	BREMER BANK, NA	\$248,900.00	0.541%	\$249,984.67	\$248,900.00
CD	N	226224-1	06/15/16	06/15/16	04/05/17	PRUDENTIAL SAVINGS BANK	\$248,100.00	0.491%	\$249,081.26	\$248,100.00
CD	N	226225-1	06/15/16	06/15/16	04/05/17	ENTERPRISE BANK & TRUST	\$248,000.00	0.499%	\$248,996.22	\$248,000.00
DTC	N	37498-1	06/15/16	06/29/16	04/05/17	Everbank Certificate of Deposit (0.650%) 29976DM98	\$248,170.49	0.560%	\$248,000.00	\$247,999.75
CD	N	224362-1	05/19/16	05/19/16	05/03/17	ROYAL BUSINESS BANK	\$248,600.00	0.553%	\$249,915.42	\$248,600.00
CD	N	224363-1	05/19/16	05/19/16	05/03/17	CFG COMMUNITY BANK	\$248,700.00	0.543%	\$249,990.06	\$248,700.00
CD	N	224364-1	05/19/16	05/19/16	05/03/17	FLAGLER BANK	\$248,800.00	0.492%	\$249,970.44	\$248,800.00
CD	N	224365-1	05/19/16	05/19/16	05/03/17	HIGH PLAINS BANK	\$248,800.00	0.491%	\$249,968.06	\$248,800.00
CD	N	224366-1	05/19/16	05/19/16	05/03/17	BANK 7	\$247,400.00	0.566%	\$248,738.90	\$247,400.00
CD	1	224521-1	05/24/16	05/24/16	05/03/17	EAST WEST BANK	\$1,250,000.00	0.511%	\$1,256,025.02	\$1,250,000.00
CD	N	230533-1	08/31/16	08/31/16	05/17/17	USAMERIBANK	\$249,080.00	0.519%	\$249,997.34	\$249,080.00
CD	N	230534-1	08/31/16	08/31/16	05/17/17	UNITED BANK	\$249,160.00	0.470%	\$249,990.97	\$249,160.00
CD	N	230535-1	08/31/16	08/31/16	05/17/17	ORRSTOWN BANK	\$249,160.00	0.470%	\$249,991.03	\$249,160.00
CD	N	230536-1	08/31/16	08/31/16	05/17/17	FARMERS EXCHANGE BANK	\$249,160.00	0.470%	\$249,991.03	\$249,160.00
CD	N	224351-1	05/19/16	05/19/16	05/31/17	MODERN BANK, NATIONAL ASSOCIATION	\$146,000.00	0.751%	\$147,132.03	\$146,000.00
CD	N	224352-1	05/19/16	05/19/16	05/31/17	BANK OF THE OZARKS	\$100,000.00	0.638%	\$100,662.87	\$100,000.00
CD	N	224353-1	05/19/16	05/19/16	05/31/17	T BANK, NA	\$248,400.00	0.608%	\$249,969.30	\$248,400.00
CD	N	224354-1	05/19/16	05/19/16	05/31/17	STATE BANK OF INDIA (NY)	\$248,400.00	0.607%	\$249,971.45	\$248,400.00
CD	N	224355-1	05/19/16	05/19/16	05/31/17	FIRST CAPITAL BANK	\$248,400.00	0.600%	\$249,939.40	\$248,400.00

**CURRENT PORTFOLIO**

Type	Code	Holding ID	Trade	Settle	Maturity	Description	Cost	Rate	Face/Par	Market Value
CD	N	224356-1	05/19/16	05/19/16	05/31/17	WESTERN ALLIANCE BANK / TORREY PINES BANK	\$248,300.00	0.650%	\$249,967.97	\$248,300.00
CD	N	224357-1	05/19/16	05/19/16	05/31/17	POST OAK BANK, NA	\$248,500.00	0.549%	\$249,907.91	\$248,500.00
CD	N	224358-1	05/19/16	05/19/16	05/31/17	BOFI FEDERAL BANK	\$248,400.00	0.600%	\$249,939.75	\$248,400.00
CD	N	224359-1	05/19/16	05/19/16	05/31/17	HIAWATHA BANK AND TRUST COMPANY	\$248,500.00	0.561%	\$249,940.32	\$248,500.00
CD	N	224360-1	05/19/16	05/19/16	05/31/17	FREEMPORT STATE BANK	\$248,600.00	0.541%	\$249,989.64	\$248,600.00
CD	N	224361-1	05/19/16	05/19/16	05/31/17	CENTRUE BANK	\$248,500.00	0.549%	\$249,906.32	\$248,500.00
CD	N	200825-1	08/20/14	08/20/14	08/21/17	SONABANK	\$242,300.00	1.049%	\$249,937.78	\$242,300.00
DTC	N	32558-1	08/20/14	08/28/14	08/28/17	American Express Bank, Fsb Certificate of Deposit (1.250%) 02587CAX8	\$248,703.81	1.154%	\$248,000.00	\$248,316.94
DTC	N	32559-1	08/20/14	08/27/14	08/28/17	Discover Bank Certificate of Deposit (1.350%) 2546714Z0	\$248,702.28	1.254%	\$248,000.00	\$248,559.74
DTC	N	32979-1	09/16/14	09/19/14	09/19/17	GE Capital Bank Certificate of Deposit (1.400%) 36161T2X2	\$248,699.07	1.304%	\$248,000.00	\$248,433.26
DTC	N	32983-1	09/16/14	09/19/14	09/19/17	BMW Bank Of North America Certificate of Deposit (1.350%) 05580AAT1	\$248,325.42	1.305%	\$248,000.00	\$248,398.54
DTC	N	32961-1	09/16/14	09/24/14	09/25/17	Capital One Bank (usa), National Association Certificate of Deposit (1.250%) 140420PG9	\$248,705.44	1.153%	\$248,000.00	\$248,394.57
DTC	N	32840-1	09/10/14	09/26/14	09/26/17	Investors Bank (mhc) Certificate of Deposit (1.350%) 46176PDH5	\$249,075.88	1.202%	\$248,000.00	\$248,371.01
CD	N	222279-1	03/16/16	03/16/16	03/16/18	CIT BANK / ONEWEST BANK, NA	\$239,300.00	1.110%	\$244,613.99	\$239,300.00
CD	C	222298-1	03/17/16	03/17/16	03/16/18	BANKUNITED NA	\$2,000,000.00	0.901%	\$2,035,994.55	\$2,000,000.00
CD	N	224344-1	05/19/16	05/19/16	05/21/18	PACIFIC WESTERN BANK	\$241,500.00	0.910%	\$245,903.62	\$241,500.00
CD	N	224345-1	05/19/16	05/19/16	05/21/18	BANK OF CHINA	\$245,900.00	0.815%	\$249,919.10	\$245,900.00
CD	N	224346-1	05/19/16	05/19/16	05/21/18	PREMIER BANK	\$246,000.00	0.802%	\$249,954.30	\$246,000.00
CD	N	224347-1	05/19/16	05/19/16	05/21/18	FIELDPOINT PRIVATE BANK & TRUST	\$246,000.00	0.805%	\$249,971.45	\$246,000.00
CD	N	224348-1	05/19/16	05/19/16	05/21/18	ENERBANK USA	\$246,000.00	0.809%	\$249,991.50	\$246,000.00
CD	N	224349-1	05/19/16	05/19/16	05/21/18	SECURITY BANK	\$246,000.00	0.800%	\$249,947.14	\$246,000.00
CD	N	224350-1	05/19/16	05/19/16	05/21/18	MIDLAND STATES BANK	\$245,900.00	0.828%	\$249,983.26	\$245,900.00
DTC	N	37328-1	05/19/16	05/26/16	05/25/18	Bmo Harris Bank Certificate of Deposit (1.050%) 05581WGE9	\$248,726.95	0.902%	\$248,000.00	\$247,506.73
SEC	15	29329-1	02/28/13	03/05/13	12/01/18	AKRON-SUMMIT CNTY OH PUBLIC LIBRARY (5.000%) 01016MCJ8	\$765,650.00	0.960%	\$625,000.00	\$665,937.50
DTC	N	37236-1	03/16/16	03/24/16	03/25/19	Ally Bank Certificate of Deposit (1.350%) 02006LZE6	\$248,700.65	1.254%	\$248,000.00	\$247,408.77
CD	N	224342-1	05/19/16	05/19/16	05/20/19	BANK OF THE WEST	\$230,600.00	1.372%	\$240,101.71	\$230,600.00

Questions? Please call 630 657 6400

**CURRENT PORTFOLIO**

Type	Code	Holding ID	Trade	Settle	Maturity	Description	Cost	Rate	Face/Par	Market Value
CD	N	224343-1	05/19/16	05/19/16	05/20/19	ALLIANT CREDIT UNION	\$242,400.00	1.012%	\$249,773.10	\$242,400.00
SEC	15	29317-1	02/27/13	03/01/13	10/15/19	BALTIMORE MD REF-CONSOL PUBLIC IMPT-SER B (5.000%) 059189RF9	\$832,606.60	1.050%	\$665,000.00	\$728,254.80
SEC	15	29321-1	02/27/13	03/04/13	02/15/20	LEWISTON ME REF-PUBLIC IMPT-SER A (4.000%) 52850CKJ3	\$494,478.60	1.320%	\$420,000.00	\$447,585.60
<b>Totals for Period:</b>							<b>\$24,267,108.08</b>		<b>\$24,030,034.99</b>	<b>\$24,031,730.10</b>

Weighted Average Portfolio Yield: 0.957 %  
 Weighted Average Portfolio Maturity: 276.61 Days

**Deposit Codes:**

- 1) FHLB
- 6) Promontory-BOC
- C) Collateral
- N) Single FEIN

**Security Codes:**

- 15) Municipal Bond

**Portfolio Summary:**

Type	Allocation (%)	Allocation (\$)	Description
LIQ	6.52%	\$1,567,308.54	Liquid Class Activity
MAX	0.00%	\$0.22	MAX Class Activity
CD	50.49%	\$12,134,460.00	Certificate of Deposit
DTC	9.29%	\$2,233,389.31	Certificate of Deposit
SDA	26.03%	\$6,254,794.13	Savings Deposit Account
SEC	7.66%	\$1,841,777.90	Security (see applicable security code)

Note: Weighted Yield & Weighted Average Portfolio Maturity are calculated using "Market Value" and are only based on the fixed rate investments (excluding SDA investments).

"Cost" is comprised of the total amount you paid for the investment including any fees and commissions.  
 "Rate" is the Net Yield to Maturity.

"Face/Par" is the amount received at maturity.

"Market Value" reflects the market value as reported by an independent third-party pricing service. Certificates of Deposit and Commercial Paper and other assets for which market pricing is not readily available from a third-party pricing service are listed at "Cost".





## ISDLAF+ Monthly Statement



### About Your Account and Statement

Securities and municipal advisory brokerage services (investments purchased with proceeds from a municipal securities issuance), and investments cleared through our clearing firm, Pershing LLC, are offered through PMA Securities, Inc., a broker-dealer and municipal advisor registered with the SEC and MSRB, and a member of FINRA and SIPC. All other products and brokerage services are generally provided by PMA Financial Network, Inc. Thus, certificates of deposit ("CD"), savings deposit accounts ("SDA") and commercial paper ("CP") may be executed through either PMA entity, as applicable, depending on whether the investment was purchased with proceeds derived from municipal securities. PMA Securities, Inc. and PMA Financial Network, Inc. are operated under common ownership and are affiliated with Prudent Man Advisors, Inc.

#### Fixed Rate Investment Activity

This section shows all of the fixed term investments purchased and sold, maturities, interest received, and activity. This will include all CD, SDA, CP, securities and money market funds purchased through PMA Financial Network, Inc. or PMA Securities, Inc. as applicable. It also shows the approximate market value of each security whose price is obtained from an independent source believed to be reliable. However, PMA cannot guarantee their accuracy. This data is provided for informational purposes only. Listed values should not be interpreted as an offer to buy or sell at a specific price. CD's and CP are listed at their original cost. Redemption of a CD prior to maturity may result in early withdrawal penalties. Market values are based on the last day of the month for which this report date range is ending. If the run date of this report is prior to the end of the current month, the market values are listed as equivalent to the cost values.

#### ISDLAF+ Activity

This section shows all of the activity in the Liquid and Max Class. The Average Rate represents the average net interest rate over the previous month which is then annualized. Income Summary represents the interest earned for the Month and Fiscal Year to Date. Information regarding the ISDLAF+ investment objectives, risks, charges and expenses can be found in the ISDLAF+ Information statement, which can be obtained at [www.isdlafplus.com](http://www.isdlafplus.com) or by calling PMA at the phone number listed.

An investment in the Multi-Class Series or any Term Series is not a bank deposit and is not insured or guaranteed by the Federal Deposit Insurance Corporation or any other governmental or private agency. Although the Liquid Class and MAX Class of the Multi-Class Series each seeks to maintain a stable value of \$1.00 per share, it is possible to lose money by investing in the Multi-Class Series. It also is possible to lose money by investing in a Term Series, which may impose a substantial penalty for redemption prior to the full term of the Series.

#### Money Market Fund

The Rate shown for the money market fund represents the average net interest rate over the previous month which is then annualized. Information regarding the money market fund's investment objectives, risks, charges and expenses can be found in the money market fund's prospectus, which can be obtained by calling PMA at the phone numbers listed. The performance data featured represents past performance, which is no guarantee of future results. Investment returns will fluctuate. Current performance may be higher or lower than the performance data quoted. Please call PMA for the most recent performance figures.

The performance data featured represents past performance, which is no guarantee of future results. Investment returns will fluctuate. Current performance may be higher or lower than the performance data quoted. Please call PMA for the most recent performance figures.

#### Additional Disclosures

All funds, and/or securities are located and safe kept in an account under the client's name at their custodial bank. Any certificates of deposit listed are located in the client's name at the respective bank. Any money market fund shares are held directly with the money market fund. It is recommended that any oral communications be re-confirmed in writing to further protect your rights, including rights under the Securities Investor Protection Act.

#### Debt Securities

Some debt securities are subject to redemption prior to maturity. In the event of a partial or whole call of a security, the securities call will be automatically selected on a random basis as is customary in the securities industry. The probability that your securities will be selected is proportional to the amount of your holdings relative to the total holdings. Redemption prior to maturity could affect the yield represented. Additional information is available upon request.

A financial statement of PMA Securities, Inc. is available for inspection at its office or a copy will be mailed to you upon written request.

**PLEASE ADVISE PMA AND OUR CLEARING FIRM, PERSHING LLC, IMMEDIATELY OF ANY INACCURACY OR DISCREPANCY ON YOUR STATEMENT. FOR A CHANGE OF ADDRESS OR QUESTIONS REGARDING YOUR ACCOUNT, PLEASE NOTIFY YOUR PMA REPRESENTATIVE. ANY ORAL COMMUNICATIONS SHOULD BE RE-CONFIRMED IN WRITING.**

#### How to Contact PMA

Please call (630) 657-6400 or write to us at PMA, 2135 CityGate Lane, 7<sup>th</sup> Floor, Naperville, Illinois 60563.

#### How to Contact Pershing, LLC

Please call (201) 413-3330 or write to Pershing, LLC, One Pershing Plaza, Jersey City, New Jersey, 07399

In accordance with FINRA Rule 2267, PMA Securities, Inc. is providing the following information in the event you wish to contact FINRA. You may call (301) 590-6500 or write to FINRA at 1735 K Street NW, Washington, D.C. 20006-1500. In addition to the public disclosure number (800) 289-9999, FINRA provides an investor brochure which describes their Public Disclosure Program. Additional information is also available at [www.finra.org](http://www.finra.org).

Questions? Please call 630 657 6400

(10385-116) GENERAL FUND | Page 9 of 10

*This Page Intentionally Left Blank*