



Board of Education
School Improvement Plan

Initial Presentation: October 21, 2025
Mid-Year Review: January 20, 2026
End of Year Results: June 16, 2026

Wood Dale School District 7

Mission Statement

We will collaborate with all families to implement high quality instruction and provide engaging learning experiences, empowering each student to reach their full potential, in a safe and supportive environment.




Wood Dale School District 7 Vision

We will be an exemplary school district. Our students will be resilient, lifelong learners who strive for excellence and become engaged citizens.








By the end of May 2026, using the Teaching Strategies GOLD, 80% of **three year olds** will be able to demonstrate phonological awareness by noticing and discriminating rhymes (Fills in the missing rhyming word and/or generates rhyming words spontaneously).

<i>Fall of 2025-2026</i>	<i>End of Year Goal</i>	<i>Winter of 2025-2026</i>	<i>Spring of 2025-2026</i>	<i>Growth Summary</i>
12%	80%	35%	-%	Made: -%



EARLY CHILDHOOD
EDUCATION CENTER
STRIVE FOR EXCELLENCE



ECEC
Literacy

By the end of May 2026, using the Teaching Strategies GOLD, 85% of **four year olds** will be able to demonstrate phonological awareness by noticing and discriminating rhymes (Decides whether two words rhyme).

<i>Fall of 2025-2026</i>	<i>End of Year Goal</i>	<i>Winter of 2025-2026</i>	<i>Spring of 2025-2026</i>	<i>Growth Summary</i>
24%	85%	58%	-%	Made: -%

ECEC
Literacy



By the end of May 2026, using the Teaching Strategies GOLD, 85% of **three year olds** will be able to recognize and name the number of items in a small set (up to five) instantly

<i>Fall of 2025-2026</i>	<i>End of Year Goal</i>	<i>Winter of 2025-2026</i>	<i>Spring of 2025-2026</i>	<i>Growth Summary</i>
12%	85%	40%	-%	Made: -%

ECEC
Math



By the end of May 2026, using the Teaching Strategies GOLD, 90% of **four year olds** will be able to recognize and name the number of items in a small set (up to five) instantly and combines and separates up to five objects and describes the parts

<i>Fall of 2025-2026</i>	<i>End of Year Goal</i>	<i>Winter of 2025-2026</i>	<i>Spring of 2024-2025</i>	<i>Growth Summary</i>
31%	90%	52%	-%	Made: -%

ECEC
Math




Early Childhood Work Plan Highlights: Math and Literacy

Teachers planned for integrated, meaningful and intentional activities to support student learning.



Early Childhood Work Plan Highlights: Collaboration

Teachers planned for integrated, meaningful and intentional activities to support student learning.



Early Childhood Additional Highlights

Authentic learning through field trips and expert visitors



Early Childhood Additional Highlights

Multitude of opportunities for family engagement



By June 2026, 80% or more of Kindergarten students will meet or exceed end-of-year expectations in Phonological Awareness based on the MAP Reading Fluency assessment.

<i>Grade Level</i>	<i>Fall Attainment</i>	<i>Winter Attainment</i>	<i>Spring Attainment</i>	<i>Spring Attainment Goal</i>	<i>Actual Attainment</i>	<i>Growth</i>
Kindergarten English	20%	55%		80%		
Kindergarten Spanish	7%	28%		80%		

Kindergarten Reading
-Mono English
-Dual Spanish



By June 2026, 80% or more of 1st and 2nd students will meet or exceed end-of-year expectations in Sentence Reading Accuracy based on the MAP Reading Fluency assessment.

<i>Grade Level</i>	<i>Fall Attainment</i>	<i>Winter Attainment</i>	<i>Spring Attainment</i>	<i>Spring Attainment Goal</i>	<i>Actual Attainment</i>	<i>Growth</i>
1st Grade English	7%	30%		80%		
1st Grade Spanish	20%	33%		80%		
2nd Grade English	52%	73%		80%		
2nd Grade Spanish	66%	71%		80%		

First Grade & Second Grade Reading
-Mono English
-Dual Spanish



OAKBROOK
ELEMENTARY SCHOOL
 STRIVE FOR EXCELLENCE



By June 2026, 80% or more of 1st and 2nd students will meet or exceed end-of-year expectations in Math based on the iReady Diagnostic assessment.

<i>Grade Level</i>	<i>Fall Attainment</i>	<i>Winter Attainment</i>	<i>Spring Attainment</i>	<i>Spring Attainment Goal</i>	<i>Actual Attainment</i>	<i>Growth</i>
Kindergarten	2%	36%		80%		
1st Grade	1%	11%		80%		
2nd Grade	2%	24%		80%		

Math - All Classrooms

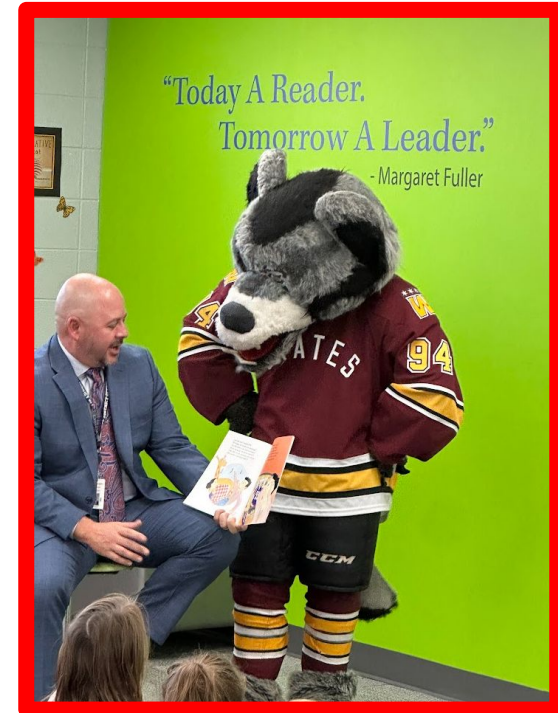


Oakbrook Highlights

Detective Bjes talks with first graders



Chicago Wolves Skates visits



Frosty Fest Literacy Night




Halloween Math Mystery Night

New NWEA Norms for 2025

The new MAP norms provide an updated national average, giving us a more accurate and current way to compare our students' academic achievement against their peers across the country.

The new norms are:

- 3-4 points lower in Reading than the 2020 Norms
- 1-3 points lower in Math than the 2020 Norms
- Unchanged for Spanish Reading



By June 2026, using the Spring 2025 to Spring 2026 NWEA MAP Growth Reading Test, students in 3rd grade will exceed typical growth by at least 20%.

<i>Spring of 2025 End of 2nd Gr.</i>	<i>End of Year Goal</i>	<i>Winter of 2026</i>	<i>Spring of 2026</i>	<i>Growth Summary</i>
177.5	Typical: +12= 189.5	+ 7.8	To Be Determined Norm: 194	____ Actual RIT Points of Growth
	Typical + 20%: +14.4 = 191.9	185.3		

**Third Grade
Reading (Eng)**



WESTVIEW
ELEMENTARY SCHOOL
 STRIVE FOR EXCELLENCE



By June 2026, using the Spring 2025 to Spring 2026 NWEA MAP Growth Reading Test, students in 3rd-8th grade will exceed typical growth by at least 20%.

Grade:	3rd Grade	4th Grade	5th Grade	6th Grade	7th Grade	8th Grade
Spring NORM	194	202	208	212	215	218
Prev. Grade	177.5	191.6	203.2	209.5	213.6	219
Typical	+12	+8	+6	+4	+3	+3
Typical + 20%	+14.4	+9.6	+7.2	+4.8	+3.6	+3.6
Actual Growth	7.8	8.1	3.7	4.0	0.9	3.0
½ way to Goal?	YES	YES	YES	YES	NO	YES

Reading (English)
All Students



By June 2026, using the Spring 2025 to Spring 2026 NWEA MAP Growth Spanish Reading Test, students in 3rd-8th grade will exceed typical growth by at least 20%.

Grade:	3rd Grade	4th Grade	5th Grade	6th Grade	7th Grade	8th Grade
Spring NORM	189.5	198.2	204.6	210.7	215	216
Prev. Grade	175.2	186	193.8	202.6	203.7	211.1
Typical	+6	+9	+6	+6	+5	+3
Typical + 20%	+7.2	+10.8	+7.2	+7.2	+6	+3.6
Actual Growth	5.8	2.3	10.0	1.5	6	2.5
½ way to Goal?	YES	NO	YES	NO	YES	YES

Reading (Spanish)
Dual Students Only



By June 2026, using the **Spring 2025** to **Spring 2026** (No Winter Screening) NWEA MAP Growth Math Test, students in 3rd-8th grade will exceed typical growth by at least 20%.

Grade:	3rd Grade	4th Grade	5th Grade	6th Grade	7th Grade	8th Grade
Spring NORM	199	210	216	220	224	229
Prev. Grade	185.6	200.5	215	220.6	223.4	228.1
Typical	+12	+11	+6	+4	+4	+5
Typical + 20%	+14.4	+13.2	+7.2	+4.8	+4.8	+6
Actual Growth						
Goal Met?						

Math (English)
All Students



While we did not administer the MAP Growth Test for Mathematics in December, 2025, we did administer the iReady Diagnostic to monitor student progress.

Grade:	3rd Grade	4th Grade	5th Grade	6th Grade	7th Grade	8th Grade
Grade Level Fall Average	414	443	460	480	484	493
Grade Level Winter Average	430	457	476	494	494	505
Actual <u>Midpoint</u> Growth	+16	+14	+16	+14	+10	+12
Typical <u>Yearly</u> Expected Growth	27	23	18	14	12	10



Math (English)
All Students

Westview Elementary School Additional Highlights

- ★ Each Grade Level provides a common differentiated Math instructional time called WIN Time (What I Need) three times per week for 30 minutes each session.
- ★ We continue the tradition of recognizing outstanding student behavior and leadership through our monthly Character Cafe program.
- ★ Westview School averages a daily student attendance rate of 94.4% each day so far this school year, and we hope to reach 95% or higher by the end of the 2025-2026 school year through targeted intervention and support to students and families.



Wood Dale Junior High Additional Highlights

- ★ The Junior High held the first ever Wood Dale Invitational Poms competition at Fenton High School. The team took 2nd place!
- ★ The Future City Team won the state championship once again and participated in the international competition in Washington D.C.
- ★ Musical practice is in full swing with the show *Matilda* set to debut in late April.
- ★ One of our students took 2nd place in the state and was awarded \$800 in the VFW Patriot Pen Competition which we started participating in last school year.





Questions or Comments?



ANY
QUESTIONS?



WOOD DALE
SCHOOL DISTRICT 7
STRIVE FOR EXCELLENCE

ANY
QUESTIONS?

