



## ISDLAF+ Monthly Statement

Statement for the Account of:  
GENEVA C.U.S.D. #304

(10385-116) GENERAL FUND

Statement Period  
Oct 1, 2017 to Oct 31, 2017

### ACTIVITY SUMMARY

#### INVESTMENT POOL SUMMARY

	LIQ	MAX
Beginning Balance	\$1,104,300.16	\$1,034,682.01
Dividends	\$969.51	\$3,007.27
Credits	\$21,685,391.64	\$14,836,607.36
Checks Paid	\$0.00	\$0.00
Other Debits	(\$22,789,691.80)	(\$15,356,158.36)
Ending Balance	\$969.51	\$518,138.28
Average Monthly Rate	0.90%	0.97%

PLEASE NOTE: THE FUND WILL BE CLOSED  
NOVEMBER 23RD IN OBSERVANCE OF THE  
THANKSGIVING DAY HOLIDAY

#### TOTAL LIQ AND MAX

\$519,107.79

#### TOTAL FIXED INCOME

\$64,216,109.22

#### ACCOUNT TOTAL

\$64,735,217.01

GENEVA C.U.S.D. #304

Donna Oberg  
227 N. FOURTH ST.  
GENEVA, IL 60134



## GENEVA C.U.S.D. #304

Statement Period

Oct 1, 2017 to Oct 31, 2017


### TRANSACTION ACTIVITY

BEGINNING BALANCE							\$1,104,300.16
LIQUID CLASS ACTIVITY							
Transaction	Trade Date	Settle Date	Description	Redemption/Debit	Purchase/Credit	Share Price	Shares this Transaction
2440448	10/04/17	10/04/17	Fund Purchase from FRI Maturity CD-242734-1 BOFI FEDERAL BANK, CA		\$1,400,000.00	\$1.00	1,400,000.000
2440462	10/04/17	10/04/17	Fund Purchase from FRI Interest CD-242734-1 BOFI FEDERAL BANK, CA		\$2,995.73	\$1.00	2,995.730
2440952	10/04/17	10/04/17	Phone Wire Redemption	(\$2,500,000.00)		\$1.00	(2,500,000.000)
2440953	10/04/17	10/04/17	Phone Redemption for FRI	(\$497,200.00)		\$1.00	(497,200.000)
2440955	10/04/17	10/04/17	Phone Exchange Purchase		\$489,904.11	\$1.00	489,904.110
2443210	10/11/17	10/11/17	Phone Redemption for FRI	(\$992,491.80)		\$1.00	(992,491.800)
2443212	10/11/17	10/11/17	Phone Exchange Purchase		\$14,792,491.80	\$1.00	14,792,491.800
2443564	10/11/17	10/11/17	Redemption for Term Series 20180222AC02	(\$3,950,000.00)		\$1.00	(3,950,000.000)
2443572	10/11/17	10/11/17	Redemption for Term Series 20171227AA02	(\$2,000,000.00)		\$1.00	(2,000,000.000)
2443577	10/11/17	10/11/17	Redemption for Term Series 20180125AC02	(\$6,200,000.00)		\$1.00	(6,200,000.000)
2443588	10/11/17	10/11/17	Redemption for Term Series 20180327AB02	(\$1,650,000.00)		\$1.00	(1,650,000.000)
2445285	10/16/17	10/16/17	Fund Purchase from FRI Interest SEC - 29317 - BALTIMORE MD REF-CONSOL PUBLIC IMPT-SER B		\$16,625.00	\$1.00	16,625.000
2445981	10/17/17	10/17/17	Fund Purchase from Term Series TS-245454-1 ISDLAF+ TERM SERIES, IL		\$1,900,000.00	\$1.00	1,900,000.000
2446009	10/17/17	10/17/17	Fund Purchase from Term Series Interest TS-245454-1 ISDLAF+ TERM SERIES, IL		\$2,030.14	\$1.00	2,030.140
2446605	10/18/17	10/18/17	Fund Purchase from FRI Maturity CD-242733-1 BOFI FEDERAL BANK, CA		\$3,000,000.00	\$1.00	3,000,000.000
2446614	10/18/17	10/18/17	Fund Purchase from FRI Interest CD-242733-1 BOFI FEDERAL BANK, CA		\$7,582.41	\$1.00	7,582.410
2447291	10/19/17	10/19/17	Phone Wire Redemption	(\$2,500,000.00)		\$1.00	(2,500,000.000)
2453473	10/31/17	10/31/17	Phone Wire Redemption	(\$2,500,000.00)		\$1.00	(2,500,000.000)
2453475	10/31/17	10/31/17	Phone Exchange Purchase		\$73,762.45	\$1.00	73,762.450
2454501	10/31/17	10/31/17	Dividend Reinvest		\$969.51	\$1.00	969.510

Questions? Please call 630 657 6400

(10385-116) GENERAL FUND | Page 2 of 14

TOTALS FOR PERIOD	(\$22,789,691.80)	\$21,686,361.15	(1,103,330.650)	
ENDING BALANCE				\$969.51




# GENEVA C.U.S.D. #304

## TRANSACTION ACTIVITY

Statement Period  
Oct 1, 2017 to Oct 31, 2017

BEGINNING BALANCE							\$1,034,682.01
MAX CLASS ACTIVITY							
Transaction	Trade Date	Settle Date	Description	Redemption/Debit	Purchase/Credit	Share Price	Shares this Transaction
2440563	10/04/17	10/04/17	Harris Local Funds Purchase County Tax Payment		\$14,385,469.43	\$1.00	14,385,469.430
2440954	10/04/17	10/04/17	Phone Exchange Redemption	(\$489,904.11)		\$1.00	(489,904.110)
2443211	10/11/17	10/11/17	Phone Exchange Redemption	(\$14,792,491.80)		\$1.00	(14,792,491.800)
2450326	10/25/17	10/25/17	Harris Local Funds Purchase County Tax Payment		\$451,137.93	\$1.00	451,137.930
2453474	10/31/17	10/31/17	Phone Exchange Redemption	(\$73,762.45)		\$1.00	(73,762.450)
2455076	10/31/17	10/31/17	Dividend Reinvest		\$3,007.27	\$1.00	3,007.270
TOTALS FOR PERIOD				(\$15,356,158.36)	\$14,839,614.63		(516,543.730)
ENDING BALANCE							\$518,138.28




## GENEVA C.U.S.D. #304

### SDA / MMA TRANSACTION ACTIVITY

Statement Period  
Oct 1, 2017 to Oct 31, 2017

BANK OF CHINA			BEGINNING BALANCE			\$1,504,930.15
Transaction	Date		Deposits	Withdrawals	Interest / Adjust	Balance
169131	10/31/17	Interest			\$1,278.13	\$1,506,208.28
TOTALS FOR PERIOD			\$0.00	\$0.00	\$1,278.13	
ENDING BALANCE						\$1,506,208.28



## GENEVA C.U.S.D. #304

### FIXED INCOME INVESTMENTS

Statement Period  
Oct 1, 2017 to Oct 31, 2017

#### PURCHASES

Type	Holding ID	Trade	Settle	Maturity	Description	Cost	Rate	Face/Par
CD	247006-1	10/04/17	10/04/17	04/18/18	ORRSTOWN BANK	\$248,500.00	1.110%	\$249,981.20
CD	247009-1	10/04/17	10/04/17	03/21/18	FRANKLIN SYNERGY BANK	\$83,000.00	1.100%	\$83,420.24
CD	247007-1	10/04/17	10/04/17	03/21/18	FRANKLIN SYNERGY BANK	\$82,700.00	1.100%	\$83,118.72
CD	247008-1	10/04/17	10/04/17	03/21/18	FRANKLIN SYNERGY BANK	\$83,000.00	1.100%	\$83,420.24
DTC	40911	10/04/17	10/11/17	04/11/18	Goldman Sachs Bank USA Certificate of Deposit	\$248,122.96	1.150%	\$248,000.00
DTC	40910	10/04/17	10/11/17	04/11/18	Peoples United Bank Certificate of Deposit	\$248,122.96	1.150%	\$248,000.00
DTC	40908	10/04/17	10/11/17	04/11/18	State Bank Of India NY Certificate of Deposit	\$248,122.92	1.200%	\$248,000.00
DTC	40906	10/04/17	10/11/17	04/11/18	Sallie Mae Bank Certificate of Deposit	\$248,122.96	1.150%	\$248,000.00
TS	247240-1	10/11/17	10/11/17	02/22/18	ISDLAF+ TERM SERIES	\$3,950,000.00	1.070%	\$3,965,516.47
TS	247251-1	10/11/17	10/11/17	12/27/17	ISDLAF+ TERM SERIES	\$2,000,000.00	1.050%	\$2,004,430.14
TS	247268-1	10/11/17	10/11/17	03/27/18	ISDLAF+ TERM SERIES	\$1,650,000.00	1.080%	\$1,658,153.26
TS	247256-1	10/11/17	10/11/17	01/25/18	ISDLAF+ TERM SERIES	\$6,200,000.00	1.060%	\$6,219,085.81
Totals for Period:						\$15,269,691.80		\$15,339,126.08



## GENEVA C.U.S.D. #304

### FIXED INCOME INVESTMENTS

Statement Period  
Oct 1, 2017 to Oct 31, 2017

#### MATURITIES

Type	M	Holding ID	Settle Date	Transaction Date	Maturity Date	Description	Cost	Face/Par
CD	M	242734-1	07/13/17	10/04/17	10/04/17	CD-242734-1 BOFI FEDERAL BANK, CA	\$1,400,000.00	\$1,402,995.73
TS	M	245454-1	09/08/17	10/17/17	10/17/17	TS-245454-1 ISDLAF+ TERM SERIES, IL	\$1,900,000.00	\$1,902,030.14
CD	M	242733-1	07/13/17	10/18/17	10/18/17	CD-242733-1 BOFI FEDERAL BANK, CA	\$3,000,000.00	\$3,007,582.41
Totals for Period:							\$6,300,000.00	\$6,312,608.28



## GENEVA C.U.S.D. #304

### FIXED INCOME INVESTMENTS

Statement Period  
Oct 1, 2017 to Oct 31, 2017

INTEREST				
Type	Holding ID	Transaction Date	Description	Interest
CD	242734-1	10/04/17	CD-242734-1 BOFI FEDERAL BANK, CA	\$2,995.73
SEC	29317	10/16/17	SEC - 29317 - BALTIMORE MD REF-CONSOL PUBLIC IMPT-SER B	\$16,625.00
TS	245454-1	10/17/17	TS-245454-1 ISDLAF+ TERM SERIES, IL	\$2,030.14
CD	242733-1	10/18/17	CD-242733-1 BOFI FEDERAL BANK, CA	\$7,582.41
SDA	169131	10/31/17	Savings Deposit Account - BANK OF CHINA	\$1,278.13
Totals for Period:				\$30,511.41





## GENEVA C.U.S.D. #304

Statement Period  
Oct 1, 2017 to Oct 31, 2017

### CURRENT PORTFOLIO

Type	Code	Holding ID	Trade	Settle	Maturity	Description	Cost	Rate	Face/Par	Market Value
LIQ				10/31/17		LIQ Account Balance	\$969.51	0.900%	\$969.51	\$969.51
MAX				10/31/17		MAX Account Balance	\$518,138.28	0.970%	\$518,138.28	\$518,138.28
SDA	6	169131-1		10/31/17		Savings Deposit Account - BANK OF CHINA	\$1,506,208.28	1.000%	\$1,506,208.28	\$1,506,208.28
CD	N	242588-1	07/12/17	07/12/17	11/01/17	TEXAS CAPITAL BANK	\$249,200.00	1.001%	\$249,965.75	\$249,200.00
CD	N	242589-1	07/12/17	07/12/17	11/01/17	ASSOCIATED BANK, NA (N)	\$101,700.00	0.950%	\$101,996.47	\$101,700.00
CD	N	242662-1	07/13/17	07/13/17	11/01/17	NEW OMNI BANK N.A.	\$249,200.00	1.053%	\$249,997.63	\$249,200.00
TS	10	245378-1	09/08/17	09/08/17	11/14/17	ISDLAF+ TERM SERIES	\$5,700,000.00	1.010%	\$5,710,567.65	\$5,700,000.00
TS	10	245499-1	09/08/17	09/08/17	12/12/17	ISDLAF+ TERM SERIES	\$6,200,000.00	1.020%	\$6,216,459.73	\$6,200,000.00
DTC	N	39848-1	06/14/17	06/21/17	12/21/17	Bank Of Baroda Certificate of Deposit (1.200%) 06062Q7C2	\$248,123.66	1.100%	\$248,000.00	\$248,049.85
TS	10	247251-1	10/11/17	10/11/17	12/27/17	ISDLAF+ TERM SERIES	\$2,000,000.00	1.050%	\$2,004,430.14	\$2,000,000.00
DTC	N	39847-1	06/14/17	06/27/17	12/27/17	Dallas Capital Bank, NA Certificate of Deposit (1.100%) 234553AQ8	\$248,111.34	1.010%	\$248,000.00	\$248,014.14
CD	N	241000-1	06/14/17	06/14/17	12/29/17	BANK OF THE OZARKS	\$248,500.00	1.044%	\$249,907.50	\$248,500.00
CD	N	241001-1	06/14/17	06/14/17	12/29/17	LANDMARK COMMUNITY BANK	\$248,600.00	1.013%	\$249,965.43	\$248,600.00
CD	N	241002-1	06/14/17	06/14/17	12/29/17	ROYAL BUSINESS BANK	\$248,600.00	1.011%	\$249,962.81	\$248,600.00
CD	N	241003-1	06/14/17	06/14/17	12/29/17	USAMERIBANK	\$248,500.00	1.053%	\$249,918.81	\$248,500.00
CD	N	241004-1	06/14/17	06/14/17	12/29/17	WESTERN ALLIANCE BANK / TORREY PINES BANK	\$248,600.00	1.017%	\$249,970.92	\$248,600.00
CD	N	241005-1	06/14/17	06/14/17	12/29/17	BANK 7	\$248,600.00	1.017%	\$249,970.92	\$248,600.00
CD	N	241006-1	06/14/17	06/14/17	12/29/17	FIRST NATIONAL BANK	\$248,600.00	1.011%	\$249,962.73	\$248,600.00
CD	N	241007-1	06/14/17	06/14/17	12/29/17	FINANCIAL FEDERAL BANK	\$248,600.00	1.010%	\$249,962.06	\$248,600.00
CD	N	241008-1	06/14/17	06/14/17	12/29/17	VILLAGE BANK & TRUST - WINTRUST	\$248,600.00	1.010%	\$249,962.06	\$248,600.00
CD	N	241009-1	06/14/17	06/14/17	12/29/17	CRYSTAL LAKE B&TC, NA - WINTRUST	\$248,600.00	1.010%	\$249,962.06	\$248,600.00
CD	N	241010-1	06/14/17	06/14/17	12/29/17	NORTHBROOK B&TC - WINTRUST	\$248,600.00	1.010%	\$249,962.06	\$248,600.00
CD	N	241011-1	06/14/17	06/14/17	12/29/17	SCHAUMBURG B&TC / ADVANTAGE NATIONAL BANK - WINTRUST	\$248,600.00	1.010%	\$249,962.06	\$248,600.00
CD	N	241012-1	06/14/17	06/14/17	12/29/17	BEVERLY BANK & TRUST CO, NA- WINTRUST	\$248,600.00	1.010%	\$249,962.06	\$248,600.00

Questions? Please call 630 657 6400

(10385-116) GENERAL FUND | Page 9 of 14

# CURRENT PORTFOLIO

Type	Code	Holding ID	Trade	Settle	Maturity	Description	Cost	Rate	Face/Par	Market Value
CD	N	241013-1	06/14/17	06/14/17	12/29/17	ROCKFORD B&TC	\$248,600.00	1.013%	\$249,965.43	\$248,600.00
CD	N	241014-1	06/14/17	06/14/17	12/29/17	TBK BANK, SSB / THE NATIONAL BANK	\$248,600.00	1.010%	\$249,962.06	\$248,600.00
CD	N	241015-1	06/14/17	06/14/17	12/29/17	STATE BANK OF THE LAKES - WINTRUST	\$248,600.00	1.010%	\$249,962.06	\$248,600.00
CD	N	241016-1	06/14/17	06/14/17	12/29/17	ST. CHARLES B&TC - WINTRUST	\$248,600.00	1.010%	\$249,962.06	\$248,600.00
CD	N	241017-1	06/14/17	06/14/17	12/29/17	LAKE FOREST B&T CO. N.A. - WINTRUST	\$248,600.00	1.010%	\$249,962.06	\$248,600.00
CD	N	241018-1	06/14/17	06/14/17	12/29/17	WHEATON BANK AND TRUST - WINTRUST	\$248,600.00	1.010%	\$249,962.06	\$248,600.00
CD	N	241019-1	06/14/17	06/14/17	12/29/17	HINSDALE B&TC - WINTRUST	\$248,600.00	1.010%	\$249,962.06	\$248,600.00
CD	N	241020-1	06/14/17	06/14/17	12/29/17	WINTRUST BANK/NORTH SHORE COMM B&TC	\$248,600.00	1.010%	\$249,962.06	\$248,600.00
CD	N	241021-1	06/14/17	06/14/17	12/29/17	LIBERTYVILLE B&TC - WINTRUST	\$248,600.00	1.010%	\$249,962.06	\$248,600.00
CD	N	241022-1	06/14/17	06/14/17	12/29/17	BARRINGTON B&TC - WINTRUST	\$248,600.00	1.010%	\$249,962.06	\$248,600.00
CD	N	241023-1	06/14/17	06/14/17	12/29/17	TOWN BANK - WINTRUST	\$248,600.00	1.010%	\$249,962.06	\$248,600.00
CD	N	241024-1	06/14/17	06/14/17	12/29/17	OLD PLANK TRAIL COMMUNITY BANK NA - WINTRUST	\$248,600.00	1.010%	\$249,962.06	\$248,600.00
CD	1	241033-1	06/15/17	06/15/17	12/29/17	BOFI FEDERAL BANK	\$10,941,200.00	1.013%	\$11,001,020.19	\$10,941,200.00
DTC	N	39849-1	06/14/17	06/29/17	12/29/17	Luther Burbank Savings Certificate of Deposit (1.100%) 550551CA1	\$248,111.34	1.010%	\$248,000.00	\$248,013.89
CD	1	245209-1	09/06/17	09/06/17	01/09/18	BOFI FEDERAL BANK	\$3,200,000.00	1.030%	\$3,211,287.67	\$3,200,000.00
CD	1	245208-1	09/06/17	09/06/17	01/23/18	BOFI FEDERAL BANK	\$1,000,000.00	1.030%	\$1,003,922.47	\$1,000,000.00
TS	10	247256-1	10/11/17	10/11/17	01/25/18	ISDLAF+ TERM SERIES	\$6,200,000.00	1.060%	\$6,219,085.81	\$6,200,000.00
TS	10	247240-1	10/11/17	10/11/17	02/22/18	ISDLAF+ TERM SERIES	\$3,950,000.00	1.070%	\$3,965,516.47	\$3,950,000.00
CD	N	222279-1	03/16/16	03/16/16	03/16/18	CIT BANK / ONEWEST BANK, NA	\$239,300.00	1.110%	\$244,613.99	\$239,300.00
CD	C	222298-1	03/17/16	03/17/16	03/16/18	BANKUNITED NA	\$2,000,000.00	0.901%	\$2,035,994.55	\$2,000,000.00
CD	N	247007-1	10/04/17	10/04/17	03/21/18	FRANKLIN SYNERGY BANK	\$82,700.00	1.100%	\$83,118.72	\$82,700.00
CD	N	247008-1	10/04/17	10/04/17	03/21/18	FRANKLIN SYNERGY BANK	\$83,000.00	1.100%	\$83,420.24	\$83,000.00
CD	N	247009-1	10/04/17	10/04/17	03/21/18	FRANKLIN SYNERGY BANK	\$83,000.00	1.100%	\$83,420.24	\$83,000.00
TS	10	247268-1	10/11/17	10/11/17	03/27/18	ISDLAF+ TERM SERIES	\$1,650,000.00	1.080%	\$1,658,153.26	\$1,650,000.00
CD	1	245207-1	09/06/17	09/06/17	04/04/18	BOFI FEDERAL BANK	\$2,953,100.00	1.050%	\$2,970,939.96	\$2,953,100.00
CD	N	245212-1	09/06/17	09/06/17	04/04/18	CRESTMARK BANK	\$246,900.00	1.073%	\$248,423.51	\$246,900.00
DTC	N	40906-1	10/04/17	10/11/17	04/11/18	Sallie Mae Bank Certificate of Deposit (1.250%) 795450E76	\$248,122.96	1.150%	\$248,000.00	\$247,992.06
DTC	N	40908-1	10/04/17	10/11/17	04/11/18	State Bank Of India NY Certificate of Deposit (1.300%) 856285EA5	\$248,122.92	1.200%	\$248,000.00	\$248,047.62
DTC	N	40910-1	10/04/17	10/11/17	04/11/18	Peoples United Bank Certificate of Deposit (1.250%) 71270QRK4	\$248,122.96	1.150%	\$248,000.00	\$247,992.06

Questions? Please call 630 657 6400

(10385-116) GENERAL FUND | Page 10 of 14

# CURRENT PORTFOLIO

Type	Code	Holding ID	Trade	Settle	Maturity	Description	Cost	Rate	Face/Par	Market Value
DTC	N	40911-1	10/04/17	10/11/17	04/11/18	Goldman Sachs Bank USA Certificate of Deposit (1.250%) 38148PQT7	\$248,122.96	1.150%	\$248,000.00	\$247,992.06
CD	N	247006-1	10/04/17	10/04/17	04/18/18	ORRSTOWN BANK	\$248,500.00	1.110%	\$249,981.20	\$248,500.00
CD	N	245210-1	09/06/17	09/06/17	05/02/18	MAINSTREET BANK	\$248,100.00	1.158%	\$249,973.89	\$248,100.00
CD	N	245211-1	09/06/17	09/06/17	05/02/18	FIRST HOME BANK	\$248,100.00	1.147%	\$249,955.56	\$248,100.00
CD	1	245221-1	09/07/17	09/07/17	05/02/18	STC CAPITAL BANK	\$1,000,000.00	1.070%	\$1,006,950.08	\$1,000,000.00
CD	1	245222-1	09/07/17	09/07/17	05/02/18	BANKFINANCIAL FSB	\$1,103,800.00	1.070%	\$1,111,472.09	\$1,103,800.00
CD	N	224344-1	05/19/16	05/19/16	05/21/18	PACIFIC WESTERN BANK	\$241,500.00	0.910%	\$245,903.62	\$241,500.00
CD	N	224345-1	05/19/16	05/19/16	05/21/18	BANK OF CHINA	\$245,900.00	0.815%	\$249,919.10	\$245,900.00
CD	N	224346-1	05/19/16	05/19/16	05/21/18	PREMIER BANK	\$246,000.00	0.802%	\$249,954.30	\$246,000.00
CD	N	224347-1	05/19/16	05/19/16	05/21/18	FIELDPOINT PRIVATE BANK & TRUST	\$246,000.00	0.805%	\$249,971.45	\$246,000.00
CD	N	224348-1	05/19/16	05/19/16	05/21/18	ENERBANK USA	\$246,000.00	0.809%	\$249,991.50	\$246,000.00
CD	N	224349-1	05/19/16	05/19/16	05/21/18	SECURITY BANK	\$246,000.00	0.800%	\$249,947.14	\$246,000.00
CD	N	224350-1	05/19/16	05/19/16	05/21/18	MIDLAND STATES BANK	\$245,900.00	0.828%	\$249,983.26	\$245,900.00
DTC	N	37328-1	05/19/16	05/26/16	05/25/18	Bmo Harris Bank Certificate of Deposit (1.050%) 05581WGE9	\$248,726.95	0.902%	\$248,000.00	\$247,615.85
SEC	15	29329-1	02/28/13	03/05/13	12/01/18	AKRON-SUMMIT CNTY OH PUBLIC LIBRARY (5.000%) 01016MCJ8	\$765,650.00	0.960%	\$625,000.00	\$651,243.75
DTC	N	37236-1	03/16/16	03/24/16	03/25/19	Ally Bank Certificate of Deposit (1.350%) 02006LZE6	\$248,700.65	1.254%	\$248,000.00	\$247,442.50
CD	N	224342-1	05/19/16	05/19/16	05/20/19	BANK OF THE WEST	\$230,600.00	1.372%	\$240,101.71	\$230,600.00
CD	N	224343-1	05/19/16	05/19/16	05/20/19	ALLIANT CREDIT UNION	\$242,400.00	1.012%	\$249,773.10	\$242,400.00
SEC	15	29317-1	02/27/13	03/01/13	10/15/19	BALTIMORE MD REF-CONSOL PUBLIC IMPT-SER B (5.000%) 059189RF9	\$832,606.60	1.050%	\$665,000.00	\$714,562.45
SEC	15	29321-1	02/27/13	03/04/13	02/15/20	LEWISTON ME REF-PUBLIC IMPT-SER A (4.000%) 52850CKJ3	\$494,478.60	1.320%	\$420,000.00	\$446,829.60

Totals for Period: **\$64,735,217.01** **\$64,662,508.09** **\$64,452,011.90**

Weighted Average Portfolio Yield: 1.027 %  
Weighted Average Portfolio Maturity: 106.70 Days

## Portfolio Summary:

Type	Allocation (%)	Allocation (\$)	Description
LIQ	0.00%	\$969.51	Liquid Class Activity
MAX	0.80%	\$518,138.28	MAX Class Activity
CD	50.71%	\$32,682,900.00	Certificate of Deposit
DTC	3.46%	\$2,231,160.03	Certificate of Deposit
SDA	2.34%	\$1,506,208.28	Savings Deposit Account

## Deposit Codes:

1) FHLB  
6) Promontory-BOC  
10) Term Series  
C) Collateral  
N) Single FEIN

## Security Codes:

15) Municipal Bond

Questions? Please call 630 657 6400

SEC	2.81%	\$1,812,635.80	Security (see applicable security code)
TS	39.87%	\$25,700,000.00	Term Series

Note: Weighted Yield & Weighted Average Portfolio Maturity are calculated using "Market Value" and are only based on the fixed rate investments (excluding SDA investments).

\*Cost\* is comprised of the total amount you paid for the investment including any fees and commissions.

\*Rate\* is the Net Yield to Maturity.

\*Face/Par\* is the amount received at maturity.

\*Market Value\* reflects the market value as reported by an independent third-party pricing service. Certificates of Deposit and Commercial Paper and other assets for which market pricing is not readily available from a third party pricing service are listed at "Cost".



## ISDLAF+ Monthly Statement



### About Your Account and Statement

Securities and municipal advisory brokerage services (investments purchased with proceeds from a municipal securities issuance), and investments cleared through our clearing firm, Pershing LLC, are offered through PMA Securities, Inc., a broker-dealer and municipal advisor registered with the SEC and MSRB, and a member of FINRA and SIPC. All other products and brokerage services are generally provided by PMA Financial Network, Inc. Thus, certificates of deposit ("CD"), savings deposit accounts ("SDA") and commercial paper ("CP") may be executed through either PMA entity, as applicable, depending on whether the investment was purchased with proceeds derived from municipal securities. PMA Securities, Inc. and PMA Financial Network, Inc. are operated under common ownership and are affiliated with Prudent Men Advisors, Inc.

#### Fixed Rate Investment Activity

This section shows all of the fixed term investments purchased and sold, maturities, interest received, and activity. This will include all CD, SDA, CP, securities and money market funds purchased through PMA Financial Network, Inc. or PMA Securities, Inc. as applicable. It also shows the approximate market value of each security whose price is obtained from an independent source believed to be reliable. However, PMA cannot guarantee their accuracy. This data is provided for informational purposes only. Listed values should not be interpreted as an offer to buy or sell at a specific price. CD's and CP are listed at their original cost. Redemption of a CD prior to maturity may result in early withdrawal penalties. Market values are based on the last day of the month for which this report date range is ending. If the run date of this report is prior to the end of the current month, the market values are listed as equivalent to the cost values.

#### ISDLAF+ Activity

This section shows all of the activity in the Liquid and Max Class. The Average Rate represents the average net interest rate over the previous month which is then annualized. Income Summary represents the interest earned for the Month and Fiscal Year to Date. Information regarding the ISDLAF+ investment objectives, risks, charges and expenses can be found in the ISDLAF+ information statement, which can be obtained at [www.isdlafplus.com](http://www.isdlafplus.com) or by calling PMA at the phone number listed.

An investment in the Multi-Class Series or any Term Series is not a bank deposit and is not insured or guaranteed by the Federal Deposit Insurance Corporation or any other governmental or private agency. Although the Liquid Class and MAX Class of the Multi-Class Series each seeks to maintain a stable value of \$1.00 per share, it is possible to lose money by investing in the Multi-Class Series. It also is possible to lose money by investing in a Term Series, which may impose a substantial penalty for redemption prior to the full term of the Series.

#### Money Market Fund

The Rate shown for the money market fund represents the average net interest rate over the previous month which is then annualized. Information regarding the money market fund's investment objectives, risks, charges and expenses can be found in the money market fund's prospectus, which can be obtained by calling PMA at the phone numbers listed. The performance data featured represents past performance, which is no guarantee of future results. Investment returns will fluctuate. Current performance may be higher or lower than the performance data quoted. Please call PMA for the most recent performance figures.

The performance data featured represents past performance, which is no guarantee of future results. Investment returns will fluctuate. Current performance may be higher or lower than the performance data quoted. Please call PMA for the most recent performance figures.

#### Additional Disclosures

All funds, and/or securities are located and safe kept in an account under the client's name at their custodial bank. Any certificates of deposit listed are located in the client's name at the respective bank. Any money market fund shares are held directly with the money market fund. It is recommended that any oral communications be re-confirmed in writing to further protect your rights, including rights under the Securities Investor Protection Act.

#### Debt Securities

Some debt securities are subject to redemption prior to maturity. In the event of a partial or whole call of a security, the securities call will be automatically selected on a random basis as is customary in the securities industry. The probability that your securities will be selected is proportional to the amount of your holdings relative to the total holdings. Redemption prior to maturity could affect the yield represented. Additional information is available upon request.

A financial statement of PMA Securities, Inc. is available for inspection at its office or a copy will be mailed to you upon written request.

**PLEASE ADVISE PMA AND OUR CLEARING FIRM, PERSHING LLC, IMMEDIATELY OF ANY INACCURACY OR DISCREPANCY ON YOUR STATEMENT. FOR A CHANGE OF ADDRESS OR QUESTIONS REGARDING YOUR ACCOUNT, PLEASE NOTIFY YOUR PMA REPRESENTATIVE. ANY ORAL COMMUNICATIONS SHOULD BE RE-CONFIRMED IN WRITING.**

#### How to Contact PMA

Please call (630) 657-6400 or write to us at PMA, 2135 CityGate Lane, 7<sup>th</sup> Floor, Naperville, Illinois 60563.

#### How to Contact Pershing, LLC

Please call (201) 413-3330 or write to Pershing, LLC, One Pershing Plaza, Jersey City, New Jersey, 07399

In accordance with FINRA Rule 2267, PMA Securities, Inc. is providing the following information in the event you wish to contact FINRA. You may call (301) 590-6500 or write to FINRA at 1735 K Street NW, Washington, D.C. 20006-1500. In addition to the public disclosure number (800) 289-9999, FINRA provides an investor brochure which describes their Public Disclosure Program. Additional information is also available at [www.finra.org](http://www.finra.org).

**Questions?** Please call 630 657 6400

**(10385-116) GENERAL FUND | Page 13 of 14**

***This Page Intentionally Left Blank***