



Oak Park Elementary School District 97

260 Madison ▪ Oak Park ▪ Illinois ▪ 60302 ▪ ph: 708.524.3000 ▪ fax: 708.524.3019 ▪ www.op97.org

TO: Dr. Carol Kelley, Superintendent

FROM: Dr. Felicia Starks Turner, Senior Director of Student & Administrative Services

RE: 5Essentials 2019

DATE: September 11, 2019

Attached please find the 2018-2019 5Essentials Survey Results.

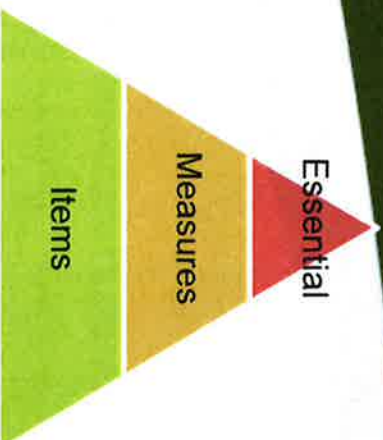
The 5Essentials Survey is based on the Five Essentials for School Success, an evidence-based framework developed by the University of Chicago. This framework identifies how school performance on five factors or “essentials” can lead to important student outcomes, including improved attendance and larger test score gains. These 5Essentials are Effective Leaders, Collaborative Teachers, Involved Families, Supportive Environment and Ambitious Instruction. This survey is given to all parents and teachers as well as all students in grades 4 - 8 each fall.

**Equitable,
Inclusive, & Focused
on the Whole Child**
5Essentials Results

2018-2019 School Year

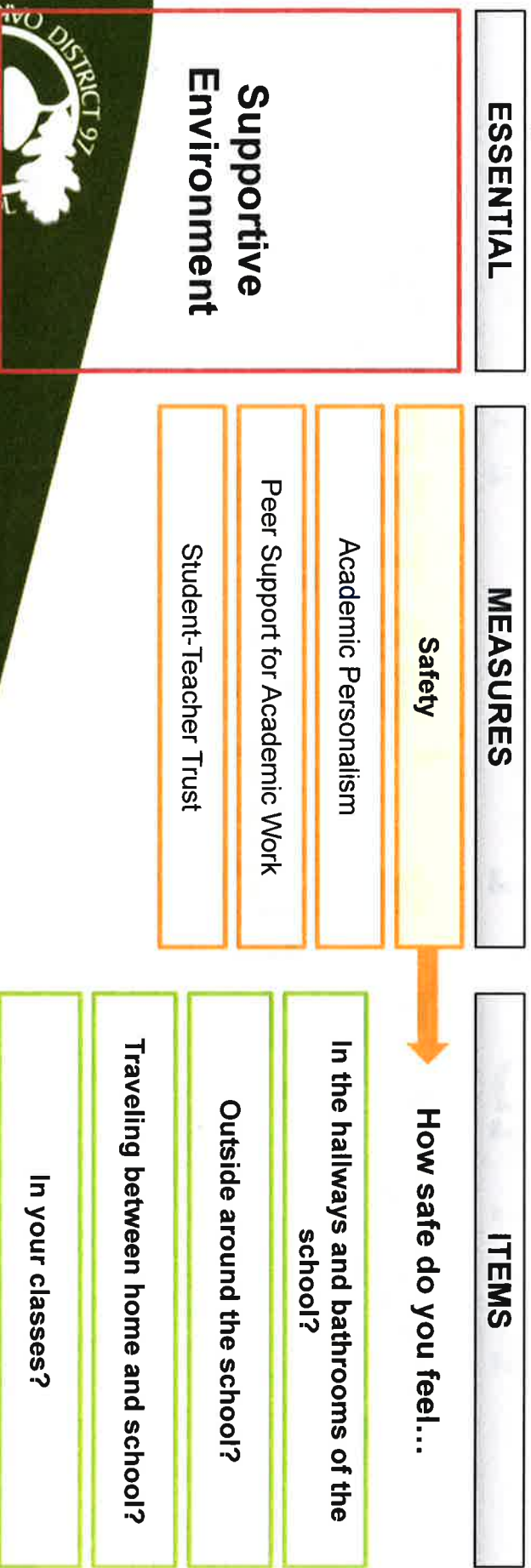


5E Overview: Survey/Data Structure



Each of the **5 Essentials**—Ambitious Instruction, Collaborative Teachers, Effective Leaders, Involved Families & Supportive Environment—is composed of between 4 and 7 **Measures**. In turn, each Measure is composed of between 4 and 9 **Items**, which were answered by either teachers or students in SY 19.

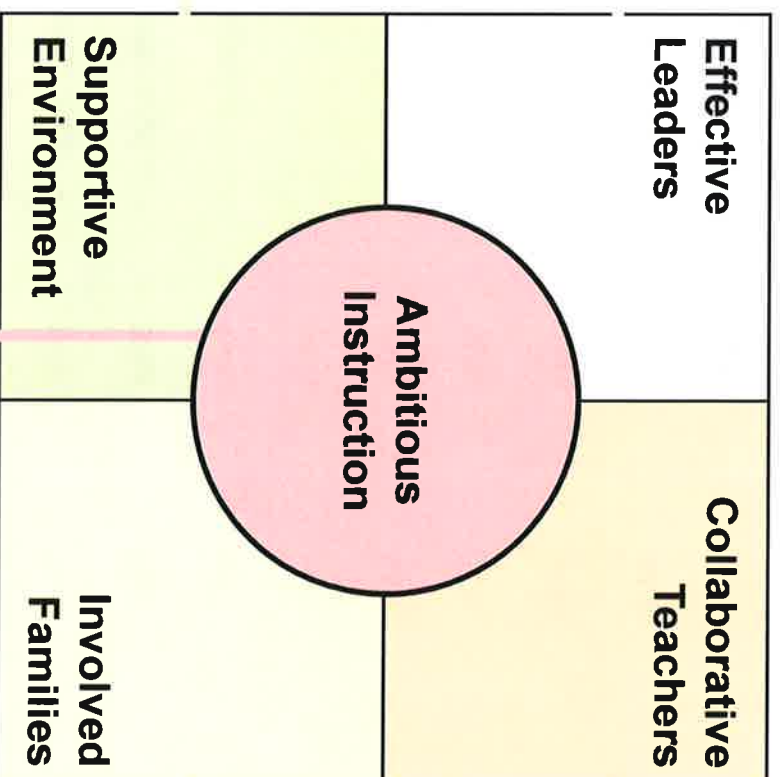
Example:



5E Overview: Sources of Data, by Measure

The 5 Essentials

Measure	Source
Instructional Leadership	Teachers
Program Coherence	Teachers
Teacher Influence	Teachers
Teacher-Principal Trust	Teachers
Measure	Source
Safety	Students
Academic Personalism	Students
Peer Support for Academic Work	Students
Student-Teacher Trust	Students



Measure	Source
Collective Responsibility	Teachers
School Commitment	Teachers
Quality PD	Teachers
Teacher-Teacher Trust	Teachers
Collaborative Practices	Teachers

Measure	Source
Parent Influence on Decision Making in Schools	Teachers
Teacher-Parent Trust	Teachers
Parent Involvement in School	Teachers

Measure	Source
Quality of Student Discussion	Teachers
Math Instruction	Students
English Instruction	Students
Academic Press	Students

5Es Summary	
Source	# of Measures
Students	7
Teachers	13



2018-2019 5Essentials Response Rates

Survey Response Rates for Oak Park ESD 97

10 of 10 schools (100.0%) provided enough survey data to receive a report. The district-wide response rate is 97.0%.

Schools with Reports	Student Rate	Teacher Rate	Parent Rate
<u>Abraham Lincoln Elem School</u>	99.9%	96.7%	30.0%
<u>Gwendolyn Brooks Middle School</u>	97.6%	80.3%	25.9%
<u>Horace Mann Elem School</u>	95.3%	71.4%	41.6%
<u>Irving Elem School</u>	98.5%	94.9%	42.9%
<u>Longfellow Elem School</u>	99.9%	95.2%	31.2%
<u>Oliver W Holmes Elem School</u>	96.7%	99.9%	40.7%
<u>Percy Julian Middle School</u>	97.3%	94.5%	36.2%
<u>Whittier Elem School</u>	99.9%	92.2%	62.8%
<u>William Beye Elem School</u>	98.2%	81.0%	68.7%
<u>William Hatch Elem School</u>	95.1%	83.8%	47.3%



2018-2019 5E Data District 97

Organized for Improvement

Effective Leaders	Supportive Environment	Collaborative Teachers	Involved Families	Ambitious Instruction
Instructional Leadership	Safety	Collective Responsibility	Parent Influence on Decision Making in Schools	Quality of Student Discussion
Program Coherence	Academic Personalism	School Commitment	Parent Involvement in School	Math Instruction
Teacher-Principal Trust	Student-Teacher Trust	Teacher-Teacher Trust	Teacher-Parent Trust	English Instruction
Teacher Influence	Peer Support for Academic Work	Quality Professional Development	Collaborative Practices	Academic Press

LEGEND

Teacher Reported
 Student Reported



2018-2019 5Essentials Overall, by School

School	5E Overall
Oak Park ESD 97	
Abraham Lincoln Elem School	Partially Organized
Gwendolyn Brooks Middle School	Not Yet Organized
Horace Mann Elem School	Well-Organized
Irving Elem School	Organized
Longfellow Elem School	Organized
Oliver W Holmes Elem School	Moderately Organized
Percy Julian Middle School	Partially Organized
Whitler Elem School	Organized
William Beye Elem School	Organized
William Hatch Elem School	Well-Organized



2018-2019 5Essentials Overall Over Time, by School

How has performance changed since the last survey?

School	SE Overall	5Essentials Category				
		Supportive Environment	Effective Leaders	Involved Families	Collaborative Teachers	Ambitious Instruction
Oak Park ESD 97		54 -19	42 -0	71 -2	41 -4	52 -6
Abraham Lincoln Elem School		58 N/A	7	51 -9	24 -4	45 N/A
Gwendolyn Brooks Middle School		20 +2	20 -19	54 -15	28 -12	54 -1
Horace Mann Elem School	Well-Organized	67 N/A	67 +4	50 -8	59 -10	58 N/A
Ivring Elem School	Organized	62 N/A	41 -1	78 +5	32 +3	44 N/A
Longfellow Elem School	Organized	53 N/A	43 -2	71 -14	41 -14	52 N/A
Oliver W Holmes Elem School	Moderately Organized	55 N/A	20 +16	53 -4	28 +8	58 N/A
Percy Julian Middle School		20 -11	20 -1	64 -3	46 -6	45 -17
Whittier Elem School	Organized	57 N/A	49 +3	76 -4	40 -8	53 N/A
William Beye Elem School	Organized	57 N/A	52 -20	82 -6	46 -18	51 N/A
William Hatch Elem School	Well-Organized	64 N/A	51 -11	75 -7	49 -12	64 N/A

HIDE ESSENTIALS

■ Most Implementation
 ■ More Implementation
 ■ Average Implementation
 ■ Less Implementation
 ■ Low Response/Not Applicable
 ■ 5Ess Implementation
 ■ 5Ess Implementation
 ■ 5Ess Implementation
 ■ No Data



